



# How to Claim Your USDOT Number in Motus

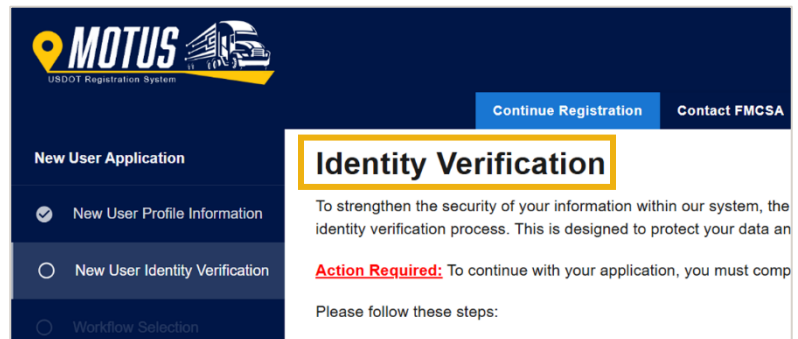
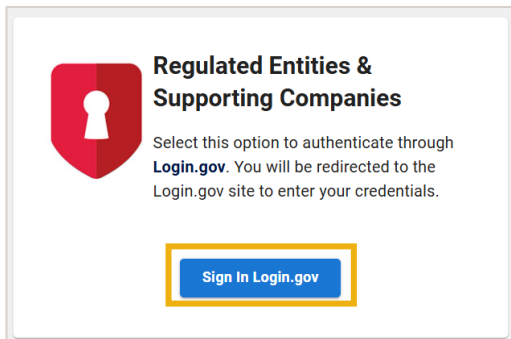


If you already have a USDOT Number, the company official can quickly set up a new Motus company account by linking to and “claiming” your existing record. This imports your company data automatically, allows you to verify your business information, and saves you from entering everything manually. Simply review, update, and certify to get moving in Motus.

## 1 Log in and Create User Profile

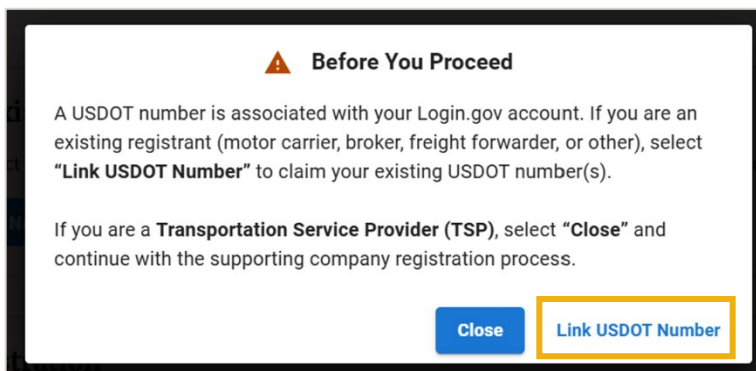
Log into [Motus](#) using your **existing Login.gov account**.  
Set up your user profile and complete identity verification.

**QUICK TIP** You must use the same Login.gov email that you used as the Company Official in the FMCSA Portal to claim a USDOT Number.



## 2 Initiate the Claim

A pop-up will appear notifying you that one or more USDOT Numbers are associated with your Login.gov account. Select “**Link USDOT Number**” to claim the record(s).



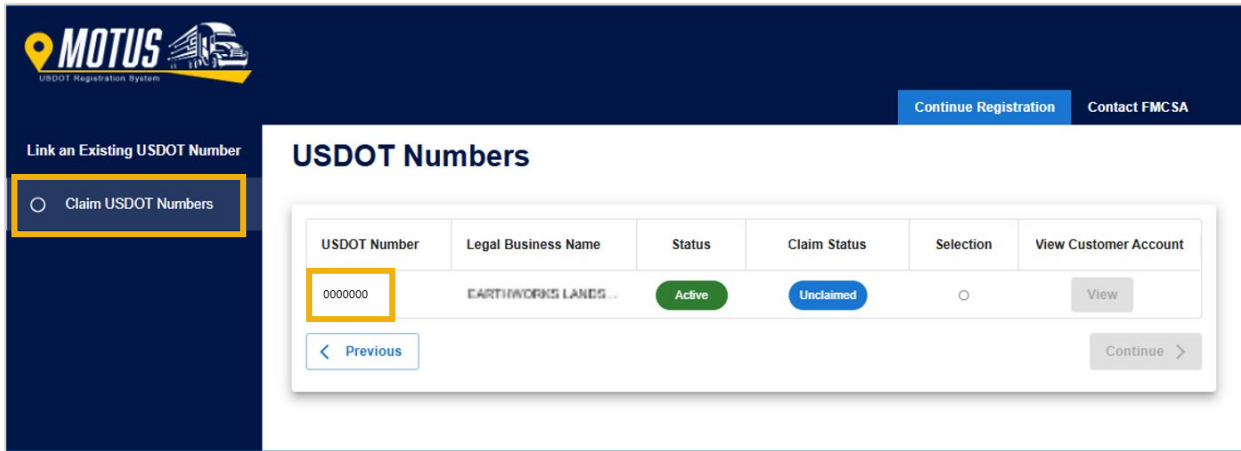
**TRANSPORTATION SERVICE PROVIDERS** should not proceed with claiming a USDOT Number. Instead, create a supporting company account to manage your company information, connect with registrants after their registrant company accounts have been created, and take full advantage of system features designed to support your unique daily operations.



### 3 Select USDOT Number

Review the list of USDOT Numbers associated with your profile, select the specific USDOT Number you intend to claim, and click “Continue.”

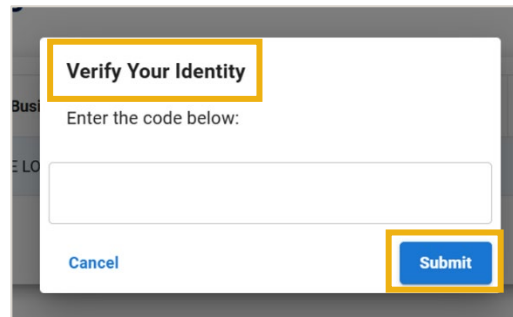
**QUICK TIP** If you do not see your USDOT Number displayed, or if the pop-up to initiate a claim does not appear, please contact us at [motus.dot.gov/contact-fmcsa](https://motus.dot.gov/contact-fmcsa).



### 4 Enter the Verification Code

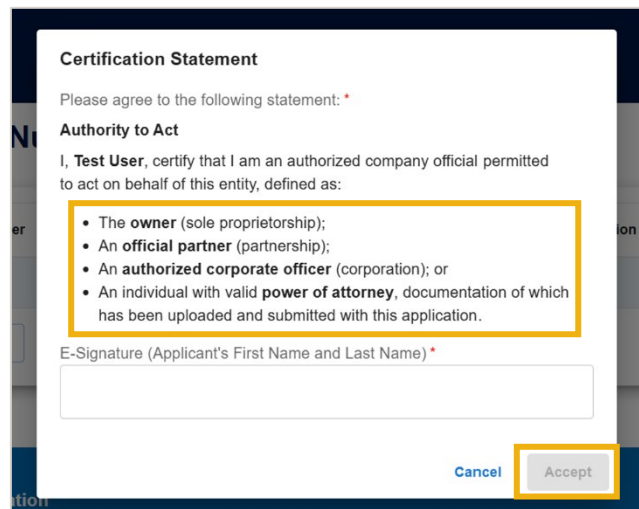
Check the email you used to access Login.gov a verification code.

Enter the code into the “Verify Your Identity” window and click “Submit.”



### 5 Accept the First Certification

Read the Certification Statement and verify that you are the owner, an official partner, or an authorized corporate officer. Enter your name as an **E-Signature** and click “Accept.”





## 6 Access Your Company Account

A “Pending Certification Notice” will appear. Click “Close” to proceed to your newly created company account page.

**Pending Certification Notice**

USDOT Number: 0000000 has been placed in Pending Certification status.

**Next Steps:**

1. Before you can complete the claiming process, please select “Close” then “View” to confirm your business information or correct any outdated registration information.
2. Then, select “Certify” from the banner at the top of the page to complete claiming your USDOT number.

Close

## 7 Review and Update Business Information

Carefully review your business information in the company account. Ensure all records are accurate and **update any outdated information** as necessary.

## 8 Initiate Final Certification

Once you have confirmed your business details are accurate, click the “Certify” button located in the orange banner at the top of the page.

Account ▾ Registrations ▾ Contact FMCSA

Certify

⚠ Before you certify, please review the information in your company account, including business information, company operations, and other information. Updates to the record will not be available to the public until you certify.

**Customer Account**

USDOT #0000000 Active Motor Carrier | Freight Forwarder | Broker

---

**BUSINESS INFORMATION**

Legal Business Name	Juliette Trucking Company	Doing Business As (DBA) Name	
Principal Place of Business	1200 NEW JERSEY AVE SE, WASHINGTON, DC 20590-0001	Mailing Address	1200 NEW JERSEY AVE SE, WASHINGTON, DC 20590-0001
Business Telephone No.	<a href="tel:+11234567890">+1 (123) 456-7890</a>	Business Email	<a href="mailto:info@juliettruck.com">info@juliettruck.com</a>
Duns & Bradstreet		Tax ID	123456
Form of Business	Sole Proprietor	State Incorporated	
Supporting Documents			



## 9 Finalize the Claiming Process

Review the final USDOT Claiming Certification Statement regarding record accuracy and regulatory compliance. Check the confirmation box and click **“Accept.”**

**USDOT Claiming Certification Statement**

By selecting **Accept**, I certify, under penalty of law, that:

- 1. Record Accuracy**  
I have reviewed the information associated with this FMCSA record and certify that it is **true, accurate, and complete.**
- 2. Regulatory Compliance**  
I understand and acknowledge that federal regulations require regulated entities to maintain current and accurate registration information, including but not limited to:
  - **49 CFR § 390.19** (motor carriers and Intermodal Equipment Providers);
  - **49 CFR § 365.15** (brokers and freight forwarders);
  - **49 CFR § 107.502** and **49 CFR Part 180, Subpart E** (cargo tank facilities).
- 3. Timeliness of Updates**  
I understand that required updates must be submitted **within 30 days of any change**, where applicable.
- 4. Enforcement Consequences**  
I acknowledge that providing false, misleading, or outdated information, or failing to update required information, may result in **enforcement action**, including civil penalties, record inactivation, suspension, or revocation of registration or authority, as authorized by federal law.

I certify that I, **User Account**, am an authorized company official and that I will update this FMCSA record as required by applicable federal regulations, including 49 CFR §§ 390.19, 365.15, 107.502, and related provisions.

Cancel Accept

## 10 A confirmation window will pop up indicating that the **claiming process is now complete.**

**USDOT Claiming Confirmation Notice**

The claiming process for **USDOT Number: 0000000** is now complete.

Close

### NEED HELP?

If you require assistance at any point, click [Contact FMCSA](#) at the top of the page in Motus to reach an agent via chat, email, or phone between 8:00 AM and 8:00 PM. Eastern Time.