

# eCVSP

## **GUAM**

### ***Commercial Vehicle Safety Plan***

### **Federal Motor Carrier Safety Administration's Motor Carrier Safety Assistance Program**

**Fiscal Years 2023 - 2025  
Annual Update FY 2025**

**Date of Approval: March 02, 2026**

## **FINAL CVSP**



**U.S. Department of Transportation  
Federal Motor Carrier Safety Administration**

## Part 1 - MCSAP Overview

### Part 1 Section 1 - Introduction

The Federal Motor Carrier Safety Administration (FMCSA) Motor Carrier Safety Assistance Program (MCSAP) is a Federal grant program that provides financial assistance to States to help reduce the number and severity of crashes and hazardous materials incidents involving commercial motor vehicles (CMV). The goal of the MCSAP is to reduce CMV-involved crashes, fatalities, and injuries through consistent, uniform, and effective CMV safety programs.

A State lead MCSAP agency, as designated by its Governor, is eligible to apply for grant funding by submitting a commercial vehicle safety plan (CVSP), in accordance with the provisions of [49 CFR 350.209](#), [350.211](#) and [350.213](#). The lead agency must submit the State's CVSP to FMCSA by the due date each year. For a State to receive funding, the CVSP needs to be complete and include all required documents. The State must submit a multi-year performance-based plan or annual update each year to receive MCSAP funds.

The online CVSP tool (eCVSP) outlines the State's CMV safety objectives, strategies, activities and performance measures and is organized into the following five parts:

- Part 1: MCSAP Overview (FY 2023 - 2025)
- Part 2: Crash Reduction and National Program Elements (FY 2023 - 2025)
- Part 3: National Emphasis Areas and State Specific Objectives (FY 2023 - 2025)
- Part 4: Financial Information (FY 2025)
- Part 5: Certifications and Documents (FY 2025)

All of the five eCVSP parts listed above contain subsections. Each subsection category will provide you with detailed explanation and instruction on what to do to complete the necessary tables and narratives.

The MCSAP program includes the eCVSP tool to assist States in developing and monitoring their grant applications. The eCVSP provides ease of use and promotes a uniform, consistent process for all States to complete and submit their plans. States and territories will use the eCVSP to complete the CVSP and to submit either a 3-year plan or an Annual Update. As used within the eCVSP, the term 'State' means all the States, the District of Columbia, the Commonwealth of Puerto Rico, the Commonwealth of the Northern Mariana Islands, American Samoa, Guam, and the Virgin Islands.

#### REMINDERS FOR FY 2025:

**Multi-Year plans-** All States will be utilizing the multi-year CVSP format. This means that objectives, projected goals, and activities in the plan will cover a full three-year period. The financial information and certifications will be updated each fiscal year.

**Annual Updates for Multi-Year plans-** States in Year 2 or Year 3 of a multi-year plan will be providing an Annual Update only. States will review the project plan submitted the previous year and indicate if any updates are needed for the upcoming fiscal year by answering the "Yes/No" question provided in each Section of Parts 1-3.

- If "**Yes**" is selected, the information provided for Year 1 will be editable and State users can make any necessary changes to their project plan. Answer carefully as there is only one opportunity to select "Yes" before the question is locked.
- If "**No**" is selected, the information in this section will not be editable and the user should move forward to the next section.
- Trend Analysis information that supports your current activities is not editable in Year 2 or 3 of an Annual Update plan.

All multi-year and annual update plans have been pre-populated with data and information from their FY 2024 plans. States must carefully review and update this information to reflect FY 2025 activities prior to submission to FMCSA. The financial information and certifications will be updated each fiscal year.

- Any information added should detail major programmatic changes.
- Add any updates to the narrative areas and indicate changes by preceding it with the heading "**FY 2025 Update**". Below the heading, include descriptions of the changes to your program, including how any tables were modified.
- The Trend Analysis areas in each section can only be edited in Year 1 of a three-year plan. Trend Analysis data cannot be edited in Years 2 and 3.

**Personally Identifiable Information - PII** is information which, on its own or matched with other data, would permit identification of an individual. Examples of PII include: name, home address, social security number, driver's license number or State-issued identification number, date and/or place of birth, mother's maiden name, financial, medical, or educational

records, non-work telephone numbers, criminal or employment history, etc. PII, if disclosed to or altered by unauthorized individuals, could adversely affect the Agency's mission, personnel, or assets or expose an individual whose information is released to harm, such as identity theft.

States are reminded **not** to include any PII in their CVSP. The final CVSP approved by FMCSA is required to be posted to a public FMCSA website.

## Part 1 Section 2 - Mission/Goal Statement

Please review the description of your State's lead CMV agency's goals or mission. Are there changes that need to be made for the upcoming fiscal year? Before selecting "yes," make sure there are changes to be made as once selected, this answer cannot be changed.

- Yes, the information in this section must be updated for this upcoming fiscal year. I understand that I must click "Save" to save any changes.
- No, the information in this section remains valid for the upcoming fiscal year and no updates are necessary.

### Instructions:

Briefly describe the mission or goal of the lead State commercial motor vehicle safety agency responsible for administering this Commercial Vehicle Safety Plan (CVSP) throughout the State.

**NOTE:** Please do not include information on any other FMCSA grant activities or expenses in the CVSP.

Guam's Motor Carrier Safety Assistance Program's (MCSAP) primary mission is to remove unsafe drivers and vehicles from our highways in an effort to reduce crashes, property damage, injuries, and fatalities involving large trucks and buses.

We strive to accomplish our mission through joint activities conducted with our proactive partners, i.e. Guam Police Department - Highway Patrol Division (GPD-HPD) and Department of Public Works - Office of Highway Safety (DPW-OHS). We each have pledged to work towards achieving our common goal to reduce injuries and fatalities in large trucks and bus crashes by promoting the detection and correction of commercial motor vehicle (CMV) safety defects and CMV driver deficiencies.

We believe that through our partnerships and carrying out our driver/vehicle inspection program and safety workshops we can achieve our goal of reducing the number of crashes involving CMV's. We have committed to conducting a total of 2282 driver/vehicle inspections in an effort to support our goal.

### FY 2024 UPDATE

The Guam Department of Revenue & Taxation, MCSAP's primary mission is to remove unsafe drivers and CMV vehicles, involving large trucks and busses from our roads in an effort to reduce crashes, property damages, to prevent injuries and fatalities.

The Guam Department of Revenue and Taxation, Motor Vehicle Division, consists of three branches (1) the Motor Vehicle Registration Branch (VRB), (2) the Driver's License Branch (DLB) and (3) the Motor Carrier Safety Assistance Program (MCSAP). The VRB is responsible for issuing commercial vehicle registration, titles and permits. The DLB is responsible for issuing driver's licenses, such as these classes (A) Operators, (B) Delivery Trucks, (C) Chaffeurs, Tractor Trailer Trucks, (D) Buses, (E) Trike, (F) Motorcycles and (G) 15 or less passenger vehicles. The DLB is responsible for issuing driver's licenses to all types of operators.

GDRT Director delegates the MCSAP Branch to enforce and implement the registration of safety of vehicles. GDRT MCSAP inspectors have the authority to stop, inspect, and weigh vehicles for the purpose of enforcement for the safety, welfare and health of the general public, the safe transportation of hazardous and waste materials, inspect freight and equipment shipping papers and manifests, and issue citations due to the existence of the violations. We will continue to seek the voluntary compliance of carriers and drivers with motor carrier safety and hazardous materials regulations, by conducting inspections and take appropriate enforcement actions for any law violations committed by the operators of the commercial vehicles and providing the carriers the examination report out of service and ticket citations.

GDRT is a member of and support the Commercial Vehicle Safety Alliance (CVSA), annual dues are paid timely, attends the annual workshop meetings and conferences and continues to participate in the CVSA sponsored enforcement events such as the Operation Safe Driver Operations, Road Checks and Brake Safety Inspection. We will continue to participate with the weekly activities as announced on the newsletter from the CVSA Website. Through this

GDRT MCSAP will expand our educational and outreach programs, providing them materials and training the operators, carriers and drivers.

GDRT MCSAP will continue to expand our educational and outreach programs to train CMV carriers and drivers to assist in its efforts to reaching our goals. Through this we will implement classroom training, expand our media outreach, brochures and pamphlets to disseminate to all CMV Carriers, along with reaching out to students in both private and public schools.

We plan on accomplish our mission in meeting our goals by working and communicating with other enforcement agencies, such as Guam Police Department, Highway Patrol Division and Department of Public Works, Office of the Highway Safety. GDRT MCSAP will prepare and update the Memorandum of Understanding for all agencies involved, to understand each's roles, communication, how the information and/or data may be delivered. MCSAP inspectors do not have the authority to issue citations or do not have the arresting authority for speeding, drugs, alcohol and human trafficking. They will contact Guam Police Department to assist, inspect, investigate and arrest.

**The "Yes" radio button was selected by mistake. There are no substantial updates needed for this section.**

**Part 1 Section 3 - MCSAP Structure Explanation**

Please review your State's CMV enforcement program description. You must answer the questions about your grant activities. You must select "yes" to make changes.

- Yes, the information in this section must be updated. I understand that I must include the heading "Update for FY 2025" before adding my changes in the narrative section and then click "Save" to save the changes.
- No, the information in this section remains valid for the upcoming fiscal year and no updates are necessary. If no is selected, this section will not be open for editing.

**Instructions:**

Answer the questions about your CVSP initiatives and briefly describe the State's commercial motor vehicle (CMV) enforcement program funded by the MCSAP grant. For questions answered "Yes", describe your State's initiatives and indicate if more details are provided in other CVSP sections. Please do not include activities or expenses associated with any other FMCSA grant program.

Yes	No	CVSP Initiative Questions
<input checked="" type="radio"/>	<input type="radio"/>	Is the National Roadway Safety Strategy (NRSS) being used as a resource in developing the CVSP?
<input type="radio"/>	<input checked="" type="radio"/>	Are initiatives involving rural roads included in the CVSP?
<input type="radio"/>	<input checked="" type="radio"/>	Are activities regarding Migrant Worker Transportation in Rural Areas included in the CVSP?
<input checked="" type="radio"/>	<input type="radio"/>	Are initiatives regarding human trafficking/smuggling included in the CVSP?
<input checked="" type="radio"/>	<input type="radio"/>	Are activities regarding drug interdiction included in the CVSP?
<input checked="" type="radio"/>	<input type="radio"/>	Are initiatives regarding work zone safety included in the CVSP?
<input type="radio"/>	<input checked="" type="radio"/>	Is your State submitting an annual Training Plan to the National Training Center (NTC)?

Guam DRT is the Motor Carrier Safety Assistance Program (MCSAP) lead agency to administer the CVSP. The GDRT MCSAP has the legal authority, resources and personnel qualified for the enforcement of Guam's Motor Carrier Carrier Safety, and to perform the defined functions under the Federal Motor Carrier Safety Regulations, 49 CFR 390, 391, 392, 393, 395, 396 and 397 and the Federal Hazardous Materials Regulations, 49 CFR subparts F and G of part 107 and parts 171, 172, 173, 177, 178 and 180, together with applicable standards and orders under these provisions. Our permanent laws, pertinent to Carrier Safety Regulations and Federal Hazardous Materials Regulations have been hereby promulgated by the a GDRT Director and the Governor of Guam. The state has undertaken efforts to continue to emphasize and improve enforcement of the local traffic laws in both interstate and intrastate commerce. GDRT MCSAP is overseen by GDRT Director and the MCSAP Coordinator who administers and ensures the program meets the requirements and is in full compliance of the deliverables of all local and federal mandates. The MCSAP is a specialized unit that falls under the purview of the Department of Revenue and Taxation that administers the Commercial Vehicle Safety Plan.

Guam MCSAP currently employs 5 Inspectors, 1 Financial Officer, and 1 Coordinator: 5 Inspectors are certified NAS Level 1 & 2, 3 Passenger, 3 HM, and 2 Cargo Tank; 5 inspectors are certified to conduct Level 3 inspections. One inspector anticipated to be hired as entry level.

Inspectors are 100% dedicated to the program, along with the Financial Officer. The Financial Officer assists the program by completing the FFRs, Voucher submittals, assisting the Coordinator with PPRs, handles procurements, follow up on invoices and purchases, etc. MCSAP Coordinator is the POC as well as the Program Administrator. MCSAP Coordinator is responsible for the planning and administration of the MCSAP, to include but not limited to, completing required reports, assigning daily activities, collecting and uploading data, SafetyNet management, attending the Traffic Record Coordinating Committee Meetings and is estimated to be 100% dedicated to the program. If this percentage changes, MCSAP Coordinator will notify Division.

**FY 2024 UPDATE**

The GDRT MCSAP Program is now employed with 1 Coordinator, 1 Financial Officer, 5 full time certified inspectors and is in the process of hiring an additional inspector - entry level.

We will continue to expand our educational and outreach programs by providing safety talks weekly with all carriers, drivers and the general public. The Guam DRT promotes the NRSS through all actions in its CVSP.

**The "Yes" radio button was selected by mistake. There are no substantial updates needed for this section. The Guam DRT did not send an annual Training Plan to the NTC for this year's update.**

**Part 1 Section 4 - MCSAP Structure**

Please review your State’s MCSAP structure information. Do changes need to be made on this page for the upcoming fiscal year? Note: Before selecting “yes,” make sure there are changes to be made as once selected, this answer cannot be changed.

- Yes, the information in this section must be updated. I understand that I must include the heading "Update for FY 2025" before adding my changes in the narrative section and then click "Save" to save the changes.
- No, the information in this section remains valid for the upcoming fiscal year and no updates are necessary. If no is selected, this section will not be open for editing.

**Instructions:**

Complete the following tables for the MCSAP lead agency, each subrecipient and non-funded agency conducting eligible CMV safety activities.

The tables below show the total number of personnel participating in MCSAP activities, including full time and part time personnel. This is the total number of non-duplicated individuals involved in all MCSAP activities within the CVSP. (The agency and subrecipient names entered in these tables will be used in the National Program Elements—Roadside Inspections area.)

The national program elements sub-categories represent the number of personnel involved in that specific activity area.

- **Driver and Vehicle Inspections** includes the number of personnel conducting inspection activities.
- **Traffic enforcement activities** includes the number personnel conducting CMV and Non-CMV traffic enforcement activities.
- **Investigations** includes the number of personnel conducting Investigations, Compliance Reviews, and New Entrant Safety Audits.
- **Public Education and Awareness** includes the number of personnel conducting public education and awareness on CMV topics.
- **Data Collection and Reporting** includes the number of personnel responsible for collecting, processing, analyzing and reporting State data including inspections and crashes, uploading data via SafetyNet and SAFER, and monitoring the quality of data timeliness, accuracy, and completeness.

FMCSA recognizes that some staff may be involved in more than one area of activity.

Lead Agency Information	
Agency Name:	DEPARTMENT OF REVENUE & TAXATION/MOTOR CARRIER SAFETY ASSISTANCE PROGRAM
Enter total number of personnel participating in MCSAP activities	8
<b>National Program Elements</b>	<b>Enter # personnel below</b>
Driver and Vehicle Inspections	6
Traffic Enforcement Activities	6
Investigations*	0
Public Education and Awareness	8
Data Collection and Reporting	2
* Formerly Compliance Reviews and Includes New Entrant Safety Audits	

Subrecipient Information	
Agency Name:	
Enter total number of personnel participating in MCSAP activities	0
<b>National Program Elements</b>	<b>Enter # personnel below</b>
Driver and Vehicle Inspections	0
Traffic Enforcement Activities	0
Investigations*	0
Public Education and Awareness	0
Data Collection and Reporting	0
* Formerly Compliance Reviews and Includes New Entrant Safety Audits	

Non-funded Agency Information	
Total number of agencies:	0
Total # of MCSAP Participating Personnel:	0

## Part 2 - Crash Reduction and National Program Elements

### Part 2 Section 1 - Overview

*Part 2 allows the State to provide past performance trend analysis and specific goals for FY 2023 - 2025 in the areas of crash reduction, roadside inspections, traffic enforcement, audits and investigations, safety technology and data quality, and public education and outreach.*

*For CVSP planning purposes, the State can access detailed counts of its core MCSAP performance measures from the **Analysis & Information Online** (A&I Online) website, <https://ai.fmcsa.dot.gov/Grants>. Portal credentials are required to access this website.*

- **MCSAP Performance Dashboard** – States can use this information to inform CVSPs and other activities with the goal of reducing crashes, injuries, and fatalities involving CMVs.

*It provides a snapshot of MCSAP performance in four areas: Crash Overview, National Program Element goals, Enforcement Measures, and Funding Utilization.*

- **Activity Dashboard** – This dashboard assists States in monitoring MCSAP activities identified in CVSPs and in preparing MCSAP quarterly reports. The reports are viewable by fiscal year and quarter. The most recent five fiscal years are available.

*Reports are available in three areas: Crash Reduction, Out-of-Service (OOS) report, and National Program Elements (which includes reports on Roadside Inspections, Investigations, State Safety DQ, Safety Audits, Border Enforcement, and Traffic Enforcement).*

- States can utilize other data reports available on A&I Online located in the Crash Statistics, Enforcement Programs, and Data Quality modules.
- States can also use internal State data sources.

*It is important to always reference data source information used in developing problem statements, baseline information, objectives, and performance goals within the CVSP.*

## Part 2 Section 2 - CMV Crash Reduction

Please review the description of your State's crash reduction problem statement, goals, program activities and monitoring. Do changes need to be made on this page for the upcoming fiscal year? Note: Before selecting "yes," make sure there are changes to be made as once selected, this answer cannot be changed.

- Yes, the information in this section must be updated. I understand that I must include the heading "Update for FY 2025" before adding my changes in the narrative section and then click "Save" to save the changes.
- No, the information in this section remains valid for the upcoming fiscal year and no updates are necessary. If no is selected, this section will not be open for editing.

FMCSA's primary mission is to reduce crashes, injuries and fatalities involving large trucks and buses. MCSAP partners also share the goal of reducing CMV-related crashes.

Performance data plays an important role in ensuring MCSAP-funded work across the country is actively and effectively promoting positive CMV safety outcomes. States can use the MCSAP Performance Dashboard to develop CVSPs, and to inform and inspire strategic conversations with FMCSA in the pursuit of our shared safety mission. Crash metrics are included in the Crash Overview section and represent the performance measures most commonly identified by the States.

States can use this data to identify State trends in key crash measures, and compare your State with nationwide and regional data.

### Trend Analysis for 2017 - 2021

#### Instructions for all tables in this section:

Complete the tables below to document the State's past performance trend analysis over the past five measurement periods. All columns in the table must be completed.

- Insert the beginning and ending dates of the five most recent State measurement periods used in the **Measurement Period column**. The measurement period can be calendar year, Federal fiscal year, State fiscal year, or any consistent 12-month period for available data.
- In the **Number of Fatalities column**, enter the total number of fatalities resulting from crashes involving CMVs in the State during each measurement period.
- The **Goal and Outcome columns** relate to each other and allow the State to show its CVSP goal and the actual outcome for each measurement period. The goal and outcome must be expressed in the same format and measurement type (e.g., number, percentage, etc.).
  - In the **eCVSP Goal column**, enter the goal from the corresponding CVSP for the measurement period.
  - In the **Actual Outcome column**, enter the actual outcome for the measurement period based upon the goal that was set.
- Include the data source and capture date in the narrative box provided below the tables.
- If challenges were experienced while working toward the goals, provide a brief narrative including details of how the State adjusted the program and if the modifications were successful.
- The Trend Analysis area is only open for editing during Year 1 of a 3-year plan. This data is not editable in Years 2 and 3.

**ALL CMV CRASHES**

Select the State's method of measuring the crash reduction goal as expressed in the corresponding CVSP by using the drop-down box options: (e.g. large truck fatal crashes per 100M VMT, actual number of fatal crashes, actual number of fatalities, or other). Other can include injury only or property damage crashes.

**Goal measurement as defined by your State:** Actual # Fatalities

**If you select 'Other' as the goal measurement, explain the measurement used in the text box provided:**

Measurement Period (Include 5 Periods)		Fatalities	Goal	Outcome
Begin Date	End Date			
01/01/2021	12/31/2021	0	0	0
01/01/2020	12/31/2020	1	0	1
01/01/2019	12/31/2019	0	0	0
01/01/2018	12/31/2018	1	0	1
01/01/2017	12/31/2017	0	0	0

**MOTORCOACH/PASSENGER CARRIER CRASHES**

Select the State's method of measuring the crash reduction goal as expressed in the corresponding CVSP by using the drop-down box options: (e.g. large truck fatal crashes per 100M VMT, actual number of fatal crashes, actual number of fatalities, other, or N/A).

**Goal measurement as defined by your State:** Actual # Fatalities

**If you select 'Other' or 'N/A' as the goal measurement, explain the measurement used in the text box provided:**

Measurement Period (Include 5 Periods)		Fatalities	Goal	Outcome
Begin Date	End Date			
01/01/2021	12/31/2021	0	0	0
01/01/2020	12/31/2020	0	0	0
01/01/2019	09/30/2019	0	0	0
01/01/2018	12/31/2018	1	0	1
01/01/2017	12/31/2017	0	0	0

**Hazardous Materials (HM) CRASH INVOLVING HM RELEASE/SPILL**

Hazardous material is anything that is listed in the hazardous materials table or that meets the definition of any of the hazard classes as specified by Federal law. The Secretary of Transportation has determined that hazardous materials are those materials capable of posing an unreasonable risk to health, safety, and property when transported in commerce. The term hazardous material includes hazardous substances, hazardous wastes, marine pollutants, elevated temperature materials, and all other materials listed in the hazardous materials table.

For the purposes of the table below, HM crashes involve a release/spill of HM that is part of the manifested load. (This does not include fuel spilled from ruptured CMV fuel tanks as a result of the crash).

Select the State's method of measuring the crash reduction goal as expressed in the corresponding CVSP by using the drop-down box options: (e.g., large truck fatal crashes per 100M VMT, actual number of fatal crashes, actual number of fatalities, other, or N/A).

**Goal measurement as defined by your State:** Actual # Fatalities

**If you select 'Other' or 'N/A' as the goal measurement, explain the measurement used in the text box provided:**

Measurement Period (Include 5 Periods)		Fatalities	Goal	Outcome
Begin Date	End Date			
01/01/2021	12/31/2021	0	0	0
01/01/2020	12/31/2020	0	0	0
01/01/2019	12/31/2019	0	0	0
01/01/2018	12/31/2018	0	0	0
01/01/2017	12/31/2017	0	0	0

**Enter the data sources and capture dates of the data listed in each of the tables above.**

Crash Report - Data source Guam Police Department's Island wide Traffic Safety Information Systems (ITSIS) captured as of September 13, 2022.

**Narrative: Describe any difficulties achieving the goal, problems encountered, obstacles overcome, lessons learned, etc.**

The crash statistics listed below was obtained from the Guam Police Department's ITSIS. It reflects the total number of reportable crashes and fatalities for the past five years (FY2017 through FY2021):

- 2021 - 0 Reportable crashes of which 0 are non-fatal injuries
- 2020 - 1 Reportable crashes of which 0 are non-fatal injuries + 1 fatal. One in 2020, involving a single CMV which the passenger was ejected.
- 2019 - 0 Reportable crashes of which 0 are non-fatal injuries
- 2018 - 9 Reportable crashes of which 8 are non-fatal injuries + 1 fatal. One in 2018, involving a motorcycle operator and a commercial passenger vehicle (9-15 passenger van) on Route 1 Marine Corp Drive Asan.
- 2017 - 0 Reportable crashes of which 0 are non-fatal injuries

Based on these statistics it appears that our MCSAP inspection activities are having a positive impact in achieving our goal to reduce the number of CMV crashes and regain our zero fatality rate by placing those drivers/vehicles out-of-service when necessary.

Through the years we have been monitoring tour and transporations company business activities and it appears that the use of 9-15 passenger vans continue to be the preferred choice of vehicles to support their operation. As such, the provision of 49 CFR 390.3(f)(6) and the Final Rules on safety requirements affecting operators of small carrying vehicles binds our inspection authority to ensure driver qualification and vehicle safety requirements for this vehicle class. This poses as an enforcement impediment that continues to adversely impact our crash rate.

In the meantime, we will continue to encourage a positive change in carrier and driver behavior to support our efforts in reducing the number of non-fatal crashes and regain our zero fatality status.

GPD-HPD provided crash accident data for Year 2021 amounting to 4,427 and for Year 2022 (Jan. 1 to August 30) amounting to 3,261. This crash data is an accumulated amount and the MCSAP has to go through each report to find the CMV reportable crashes. We are working to sort this information as well as reaching out to GPD to see if they can analyze the data specifically for CMV and will update the 2021 data in the tables above as necessary. Guam Gov is also in process of selecting a new vendor to take over and maintain ITSIS which has caused ongoing issues and delays in obtaining crash records.

**Narrative Overview for FY 2023 - 2025****Instructions:**

*The State must include a reasonable crash reduction goal for their State that supports FMCSA's mission to reduce the national number of crashes, injuries and fatalities involving commercial motor vehicles. The State has flexibility in setting its goal and it can be based on raw numbers (e.g., total number of fatalities or CMV crashes), based on a rate (e.g., fatalities per 100 million VMT), etc.*

**Problem Statement Narrative: Describe the identified problem, include baseline data and identify the measurement method.**

Based on our crash data, it appears that the strategies and activities established by the MCSAP continues to work in identifying unsafe vehicles and placing them out-of-service, pending repairs and/or re-inspection.

After evaluating our crash data, the program has determined that workzone safety enforcement is not an issue. Nevertheless, to promote safety we will incorporate workzone safety in public education and outreach events.

The program has used the FMCSA migrant worker data in hand with our local data to determine that there is no need for migrant carrier enforcement on island.

Our roadside inspections have not seen carriers use Electronic Logging Devices and believe the island's carriers use the short haul exemption. That being said, ELD transfers are not an issue in the territory.

Historically, Guam does not experience a high level of CMV crashes and fatalities. Through our MCSAP activities, we aim to maintain or reduce our crash/fatality rates to zero.

**FY 2024 UPDATE**

Guam MCSAP will continue to meet our goal of zero crashes, injuries and fatalities involving commercial vehicles or any vehicles. We will continue to refer to the information, guidelines, rules and regulations provided on FMCSA and NHTSA to promote safer roads on Guam.

Our inspectors reported out-of-service violations were predominantly found for brakes and lights violations. We will analyze the data on Safespect and FMCSA A & I to compare the data for trends and all other violations. We will come up with a strategy on how we can educate them to conduct routine checks for their vehicles, through this we will conduct more inspections for levels 1,2, and 3.

Currently at this time, GDRT MCSAP does not have the current crash data to update on FMCSA A&I. We do have a Memorandum of Understanding with our Guam Police Department and Guam Department of Revenue & Taxation since 2014. The Memorandum of Understanding will be revisited by both agencies in the next few weeks. This will allow us to obtain the data effectively and efficiently, and will definately benefit our program and grant reports.

**FY 2025 UPDATE:**

Guam DRT MCSAP is further evaluating the crash data received from GPD to identify high crash-high risk locations on the island. This can also be challenging because Guam historically has a low crash rate. Nevertheless, the Guam DRT MCSAP deploys its officers and resources in those areas where we know there is high CMV traffic for example near the Port Authority of Guam and along Route 1.

**Enter the data source and capture date:**

Crash Report - Data source Guam Police Department's Island wide Traffic Safety Information Systems (ITSIS) captured as of September 13, 2022. FY2024 UPDATE FMCSA A&I November 17, 2023. We will be working closely with the Guam Police Department to obtain the complete details for the data. The Guam Police Department is currently working with Tyler Technologies, a third-party vendor, which provides us with a Law Enforcement Record Management System or LERMS. Previously GPD availed of Online State Crash Analysis Reporting (OSCAR) but which is no longer in use.

**Projected Goal for FY 2023 - 2025:**

In the table below, state the crash reduction goal for each of the three fiscal years. The method of measurement should be consistent from year to year. For example, if the overall crash reduction goal for the three year period is 12 percent, then each annual goal would be shown as 4 percent. If the crash reduction goal is 15 crashes per year, then each annual goal would be shown as 15.

Fiscal Year	Annual Crash Reduction Goals
2023	1
2024	1
2025	1

Guam has recorded a very low CMV crash rate from 2017 to 2021. Guam DRT MCSAP's goal is to maintain the CMV crash rate to 1.0 or less per year over the next five year period.

**Program Activities for FY 2023 - 2025: States must indicate the activities, and the amount of effort (staff hours, inspections, traffic enforcement stops, etc.) that will be resourced directly for the program activities purpose.**

Currently, we have 4 certified inspectors and 1 inspector needing to complete NAS A and B training. For FY2023, we are looking to hire another inspector (entry level). With this additional personnel, we anticipate to increase our inspections, along with enhancing our Outreach/Education program by creating our electronic safety campaign utilizing FMCSA's Our Roads, Our Safety Campaign. We plan to run CMV safety advertisements on electronic billboards, movie theatres, and TV commercials.

All MCSAP officers will be utilized to carry out driver/vehicle inspections, traffic enforcement, and public education and outreach activities to achieve our CMV crash reduction goal.

**FY2024 UPDATE**

GDRT MCSAP is now staffed with 5 certified inspectors. For FY2024, we will be hiring one entry level inspector. We anticipate with the additional inspector, we will see an increase in our daily inspection. We will be enhancing our education

and outreach programs. The standard operation procedures are being process and will plan, oraganize our training programs. Together with expanding our media announcements and awareness thru electronic billboards, preparing pamplets and brochures to distribute. Our inspectors will have direct quidance to schedule and organize their daily, weekly driver/vehicle inspections and traffice enforcements to acheive our CMV crash reduction goal.

MCSAP inspectors do not have the authority to stop and issue citation tickets for speeding, drugs, alcohol and human trafficking. However, if they come accross these types of crimes they will contact Guam Police Department for their assistance, inspection, investigation and violation.

Inspectors will continue to conduct stationary road checks on designated safe areas. Safety checks will continue as all levels of inspections may be conducted on Guam's roads. We currently have all five inspectors certified as NAS A & B and passenger and two inspectors certified as cargo.

We will conducts driver education training to promote safer defensive driving on Guam's roads.

***Performance Measurements and Monitoring: The State will monitor the effectiveness of its CMV Crash Reduction Goal quarterly and annually by evaluating the performance measures and reporting results in the required Standard Form - Performance Progress Reports (SF-PPRs).***

***Describe how the State will conduct ongoing monitoring of progress in addition to quarterly reporting.***

In the TRACC Meetings the MCSAP Coordinator has requested for all CMV crashes to be sent to the MCSAP monthly.

Guam's MCSAP will evaluate crash reports to determine common crash causation factors and actual locations where they occurred. Information will be shared with the Office of Highway Safety (OHS) for review to determine if roadway conditions are contributing factors (i.e. insufficient turning ratio, insufficient lighting for night time driving, etc.) that need to be addressed by highway engineers, or if they are due to driver behaviors or vehicle defects.

The monitoring of our progress will be captured by the number of communications and/or corrective actions made by OHS, and results will be incorporated in our quarterly SF-PPRs. All reportable CMV crashes will be uploaded via SAFETYNET and documented in our PPRs.

#### **UPDATE FY2024**

Once the crash data is provided from Guam Police Department, we will upload the data on SafetyNet. We anticipate to obtain the data from Guam Police Department on a monthly basis. MCSAP Coordinator will monitor the reports comparing all crashes involved. This will allos us to identify any needs of the state to address any concerns. We will arange to have quarterly meeting with Guam Police Department for better data source.

#### **UPDATE FY2025**

Guam Police Department Records Branch provided the CMV crash reports starting from Year 2018 thru June 2024:

- Year 2018 = 47
- Year 2019 = 74
- Year 2020 = 32
- Year 2021 = 33
- Year 2022 = 19
- Year 2023 = 38
- Year 2024 = 21

**These crashes involved a CMV, however, we need to further review each case to determine if they are reportable. The MCSAP Coordinator now receives crash data from Guam Police Department on a quarterly basis.**

**Part 2 Section 3 - Roadside Inspections**

**Please review the description of your State’s overall inspection program and identify if changes are needed for the upcoming fiscal year. You must also update the projected roadside inspection goals for the upcoming fiscal year. You must select "yes" to make changes.**

- Yes, the information in this section must be updated. I understand that I must include the heading "Update for FY 2025" before adding my changes in the narrative section and then click "Save" to save the changes.**
- No, the information in this section remains valid for the upcoming fiscal year and no updates are necessary. If no is selected, this section will not be open for editing.**

*In this section, provide a trend analysis, an overview of the State's roadside inspection program, and projected goals for FY 2023 - 2025. The Trend Analysis area is only open for editing during Year 1 of a 3-year plan. This data is not editable during Years 2 and 3.*

**Note:** *In completing the Trend Analysis table, do NOT include border enforcement inspections. Border Enforcement activities will be captured in a separate section if applicable.*

**Trend Analysis for 2017 - 2021**

Inspection Types	2017	2018	2019	2020	2021
Level 1: Full	1057	1054	1222	605	136
Level 2: Walk-Around	259	83	233	74	31
Level 3: Driver-Only	301	335	345	122	50
Level 4: Special Inspections	0	0	0	0	0
Level 5: Vehicle-Only	427	192	129	78	48
Level 6: Radioactive Materials	0	0	0	0	0
<b>Total</b>	<b>2044</b>	<b>1664</b>	<b>1929</b>	<b>879</b>	<b>265</b>

**Narrative Overview for FY 2023 - 2025**

**Overview:**

*Describe components of the State’s general Roadside and Fixed-Facility Inspection Program. Include the day-to-day routine for inspections and explain resource allocation decisions (i.e., number of FTE, where inspectors are working and why).*

**Enter the roadside inspection application name(s) (e.g., SafeSpect) used by the State.**

At this time inspections are currently using Aspen and slowing transitioning to the new inspection Platform, SafeSpect. Our state is working the site location listing to submit. FY2025 UPDATE: As of January 1, 2024: ALL inspectors are currently using SafeSpect (Inspection Platform) for ALL Inspections.

**Enter a narrative of the State’s overall inspection program, including a description of how the State will monitor its program to ensure effectiveness and consistency.**

The program currently has 5 certified inspectors (5 inspectors are certified to conduct NAS Level 1, 2 Inspectors certified Passenger inspections, 3 inspectors certified for Hazardous Materials inspections, and 2 Inspectors certified for Cargo Tank inspections; 5 inspectors certified to conduct Level 3 inspections). The program is anticipating to hire 1 new recruit-entry level inspector.

Weather permitting, MCSAP officers conduct roadside inspections every day of the week Monday to Friday at 6 sites and 1 weigh station. Inspections includes checking driver credentials, the medical examiner’s certificate, vehicle registration, business license, etc. Inspectors check for seat belt use, fatigue/impairment of drivers, and signs for human trafficking. MCSAP officers upload inspections from SAFESPECT every Friday and the MCSAP Coordinator will review the inspection for accuracy and completeness prior to approval and upload to FMCSA.

The MCSAP Coordinator checks inspection reports to ensure violations recorded are correct and accurate and will determine if refresher training is needed. The SAFETYNET report is utilized by the MCSAP Coordinator for PPR reporting and for accountability from inspections

reports issued and what is submitted in return and acknowledged signed from the driver and/or carrier and mechanic that they met the repairs.

MCSAP Inspectors production is measured on a quarterly basis, number of inspections, clearances, citations, out-of-services and seatbelt surveys.

MCSAP inspectors are required to submit Citations tickets weekly to Guam Superior Court of Guam. At this time they do not have the authority to issue citation, to stop or arrest individuals for speeding, for impaired drivers, drugs, alcohol or human trafficking. However, when an inspection is conducted and these issues arise, they are guidance, instructed and provided the contact individuals and agencies to contact for assistance.

GDRT MCSAP will in the next few weeks obtain the crash data from Guam Police Department. We will benefit obtaining the data for our performance measures, reporting and accountability.

**FY2024 UPDATE**

Our state is organizing, researching and will be scheduling all inspectors to attend the Drug Interdiction, human trafficking and human smuggling training. MCSAP Coordinator and one Safety Inspector attended the Drug Interdiction training held on October 2023 in Virginia. The MCSAP Coordinator will put together an standard operating procedure for inspectors to use in the meantime until their training is completed. MCSAP Coordinator will work with the CVSP individuals (Jake Elovirta and Kevin Andrews) to help with the human trafficking education training and information. We will be also working on refresher training for all inspectors.

MCSAP inspectors continue to take pride on their roles during inspections, to ensure all violations are recorded as accurately as possible. The SafeSpect platform will assist inspectors with identifying any OOS carriers. Also, all inspectors have an FMCSA Portal account to verify carrier information.

Beginning January 2024, all inspectors will be utilizing SafeSpect to conduct inspections. Inspectors will enter their inspection report daily on the new software Safespect and a few still using ASPEN. They are slowly transitioning to the new software. We will meet our goal to be using SafeSpect 100% of the time by January 2024. All reports entered in SafeSpect and Safetynet will be analyzed for accountability monthly.

We are in the process of hiring a new MCSAP Safety Inspector I which will hopefully help us to increase our inspections. For now, we feel our inspection goals as is are attainable given our current staffing level.

**Projected Goals for FY 2023 - 2025**

**Instructions for Projected Goals:**

*Complete the following tables in this section indicating the number of inspections that the State anticipates conducting during Fiscal Years 2023 - 2025. For FY 2025, there are separate tabs for the Lead Agency, Subrecipient Agencies, and Non-Funded Agencies—enter inspection goals by agency type. Enter the requested information on the first three tabs (as applicable). The Summary table totals are calculated by the eCVSP system.*

*To modify the names of the Lead or Subrecipient agencies, or the number of Subrecipient or Non-Funded Agencies, visit [Part 1, MCSAP Structure](#).*

**Note:***Per the [MCSAP Comprehensive Policy](#), States are strongly encouraged to conduct at least 25 percent Level 1 inspections and 33 percent Level 3 inspections of the total inspections conducted. If the State opts to do less than these minimums, provide an explanation in space provided on the Summary tab.*

**MCSAP Lead Agency**

**Lead Agency is:** DEPARTMENT OF REVENUE & TAXATION/MOTOR CARRIER SAFETY ASSISTANCE PROGRAM

**Enter the total number of certified personnel in the Lead agency:** 5

Projected Goals for FY 2025 - Roadside Inspections					
Inspection Level	Non-Hazmat	Hazmat	Passenger	Total	Percentage by Level
Level 1: Full	1000	120	120	1240	51.67%
Level 2: Walk-Around	100	30	50	180	7.50%
Level 3: Driver-Only	730	20	50	800	33.33%
Level 4: Special Inspections	0	0	0	0	0.00%
Level 5: Vehicle-Only	60	60	60	180	7.50%
Level 6: Radioactive Materials	0	0	0	0	0.00%
<b>Sub-Total Lead Agency</b>	<b>1890</b>	<b>230</b>	<b>280</b>	<b>2400</b>	

**MCSAP subrecipient agency**

Complete the following information for each MCSAP subrecipient agency. A separate table must be created for each subrecipient.

Subrecipient is:

Enter the total number of certified personnel in this funded agency: 0

Projected Goals for FY 2025 - Subrecipients					
Inspection Level	Non-Hazmat	Hazmat	Passenger	Total	Percentage by Level
Level 1: Full				0	%
Level 2: Walk-Around				0	%
Level 3: Driver-Only				0	%
Level 4: Special Inspections				0	%
Level 5: Vehicle-Only				0	%
Level 6: Radioactive Materials				0	%
<b>Sub-Total Subrecipients</b>	<b>0</b>	<b>0</b>	<b>0</b>	<b>0</b>	

**Non-Funded Agencies**

Total number of agencies:	0
Enter the total number of non-funded certified officers:	0
Enter the total number of inspections projected for FY 2025:	

**Summary**

Projected Goals for FY 2025 - Roadside Inspections Summary

Projected Goals for FY 2025 Summary for All Agencies					
<b>MCSAP Lead Agency: DEPARTMENT OF REVENUE &amp; TAXATION/MOTOR CARRIER SAFETY ASSISTANCE PROGRAM</b>					
<b># certified personnel: 5</b>					
<b>Subrecipient Agencies:</b>					
<b># certified personnel: 0</b>					
<b>Number of Non-Funded Agencies: 0</b>					
<b># certified personnel: 0</b>					
<b># projected inspections:</b>					
Inspection Level	Non-Hazmat	Hazmat	Passenger	Total	Percentage by Level
Level 1: Full	1000	120	120	1240	51.67%
Level 2: Walk-Around	100	30	50	180	7.50%
Level 3: Driver-Only	730	20	50	800	33.33%
Level 4: Special Inspections	0	0	0	0	0.00%
Level 5: Vehicle-Only	60	60	60	180	7.50%
Level 6: Radioactive Materials	0	0	0	0	0.00%
<b>Total MCSAP Lead Agency &amp; Subrecipients</b>	<b>1890</b>	<b>230</b>	<b>280</b>	<b>2400</b>	

*Note: If the minimum numbers for Level 1 and Level 3 inspections are less than described in the [MCSAP Comprehensive Policy](#), briefly explain why the minimum(s) will not be met.*

**Note: The table below is created in Year 1. It cannot be edited in Years 2 or 3 and should be used only as a reference when updating your plan in Years 2 and 3.**

Projected Goals for FY 2024 Roadside Inspections	Lead Agency	Subrecipients	Non-Funded	Total
Enter total number of projected inspections	2282		0	2282
Enter total number of certified personnel	6		0	6
Projected Goals for FY 2025 Roadside Inspections				
Enter total number of projected inspections	2282		0	2282
Enter total number of certified personnel	6		0	6

**Part 2 Section 4 - Investigations**

Please review your State's investigation goals, program activities and monitoring. Do changes need to be made on this page for the upcoming fiscal year? Note: Before selecting "yes," make sure there are changes to be made as once selected, this answer cannot be changed.

- Yes, the information in this section must be updated. I understand that I must include the heading "Update for FY 2025" before adding my changes in the narrative section and then click "Save" to save the changes.
- No, the information in this section remains valid for the upcoming fiscal year and no updates are necessary. If no is selected, this section will not be open for editing.

*Describe the State's implementation of FMCSA's interventions model for interstate carriers. Also describe any remaining or transitioning compliance review program activities for intrastate motor carriers. Include the number of personnel assigned to this effort. Data provided in this section should reflect interstate and intrastate investigation activities for each year. The Trend Analysis area is only open for editing during Year 1 of a 3-year plan. This data is not editable during Years 2 and 3.*

The State does not conduct investigations. If this box is checked, the tables and narrative are not required to be completed and won't be displayed.

**Part 2 Section 5 - Traffic Enforcement**

Please review the description of your State's traffic enforcement program, projected goals and monitoring. You must answer the questions about your traffic enforcement activities in the Projected Goals area. You must select "yes" to make changes.

Yes, the information in this section must be updated. I understand that I must include the heading "Update for FY 2025" before adding my changes in the narrative section and then click "Save" to save the changes.

No, the information in this section remains valid for the upcoming fiscal year and no updates are necessary. If no is selected, this section will not be open for editing.

Traffic enforcement means documented enforcement activities by State or local officials. This includes the stopping of vehicles operating on highways, streets, or roads for moving violations of State or local motor vehicle or traffic laws (e.g., speeding, following too closely, reckless driving, and improper lane changes). The Trend Analysis area is only open for editing during Year 1 of a 3-year plan. This data is not editable during Years 2 and 3.

**Trend Analysis for 2017 - 2021**

**Instructions:**

Please refer to the [MCSAP Comprehensive Policy](#) for an explanation of FMCSA's traffic enforcement guidance. Complete the tables below to document the State's safety performance goals and outcomes over the past five measurement periods.

1. Insert the beginning and end dates of the measurement period being used, (e.g., calendar year, Federal fiscal year, State fiscal year or any consistent 12-month period for which data is available).
2. Insert the total number CMV traffic enforcement stops with an inspection, CMV traffic enforcement stops without an inspection, and non-CMV stops in the tables below.
3. Insert the total number of written warnings and citations issued during the measurement period. The number of warnings and citations are combined in the last column.

State/Territory Defined Measurement Period (Include 5 Periods)		Number of Documented CMV Traffic Enforcement Stops with an Inspection	Number of Citations and Warnings Issued
Begin Date	End Date		
01/01/2021	12/31/2021	0	0
01/01/2020	12/31/2020	0	0
01/01/2019	12/31/2019	0	0
01/01/2018	12/31/2018	15	15
01/01/2017	12/31/2017	57	57

The State does not conduct CMV traffic enforcement stops without an inspection. If this box is checked, the "CMV Traffic Enforcement Stops without an Inspection" table is not required to be completed and won't be displayed.

The State does not conduct documented non-CMV traffic enforcement stops and was not reimbursed by the MCSAP grant (or used for State Share or MOE). If this box is checked, the "Non-CMV Traffic Enforcement Stops" table is not required to be completed and won't be displayed.

**Enter the source and capture date of the data listed in the tables above.**

MCSAP citation logbook as of September 13, 2022.

### **Narrative Overview for FY 2023 - 2025**

#### **Instructions:**

*Describe the State's proposed level of effort (number of personnel) to implement a statewide CMV (in conjunction with and without an inspection) and/or non-CMV traffic enforcement program. If the State conducts CMV and/or non-CMV traffic enforcement activities only in support of the overall crash reduction goal, describe how the State allocates traffic enforcement resources. Please include number of officers, times of day and days of the week, specific corridors or general activity zones, etc. Traffic enforcement activities should include officers who are not assigned to a dedicated commercial vehicle enforcement unit, but who conduct eligible commercial vehicle/driver enforcement activities. If the State conducts non-CMV traffic enforcement activities, the State must conduct these activities in accordance with the [MCSAP Comprehensive Policy](#).*

During the years 2019 to 2021: at the last quarter of 2019, COVID-19 had surfaced and health restrictions began: year 2020 we experienced a Lockdown ordered by the Government of Guam and many motor carriers had suspended their operations: year 2021, although some health restrictions were lifted, CMV traffic was still not as robust as pre-COVID times. Because of these reasons, our traffic enforcement activities were significantly reduced.

Guam's traffic enforcement program is currently supported by 5 MCSAP Inspectors with an additional inspector to be hired. MCSAP personnel are civilian employees and do not have arrest powers. MCSAP conducts traffic enforcement while conducting roadside inspections, along with visual observations of CMV's travelling along the main roadways. If the MCSAP Inspector observes a traffic or safety violation, he will signal the CMV driver to pull over and depending on the violation, a citation may be issued.

Traffic enforcement activities are typically conducted during normal business hours at high risk and high traffic corridors and focused strictly on CMV's. Inspectors do not have the authority to issue citations for speed, alcohol, drugs and human trafficking. However, they are instructed to contact our local Guam Police Department to assist. Memorandum was given to Guam Police Department, Chief of Police requesting for traffic statistics involving commercial motor vehicles or other vehicles. In the next week we will be meeting to discuss the memorandum of understanding between both agencies. Guam Police Department is currently using Tyler Technologies, which provides the data for law enforcement records.

The program is also working on re-establishing its relationship with the GPD-HPD. Once that relationship is re-established, we anticipate being able to increase our traffic enforcement activities but until then, we feel our current goals are achievable given our staffing.

#### **FY2024 UPDATE**

We selected "yes" in error under Part 2, Section 4 Investigations. GDRT MCSAP inspectors are not certified to conduct investigations at this time.

We experienced technical issues with the upload of the traffic enforcement data conducted on daily basis uploaded and recorded in our quarterly PPR's. We will be working with Hawaii Division for assistance. The MCSAP Coordinator will compile all the inspection reports issued to ensure the data is entered and recorded.

We plan to expand our training to conduct and include awareness for drugs, alcohol, human trafficking, impaired driving and distracted driving. Our local agencies offer training our inspectors may attend. The MCSAP Coordinator will arrange for the inspectors to attend with our local agencies and also with the courses offered with CVSA.

Guam will increase traffic enforcement by 10% by conducting unannounced roadside inspections at various locations where there are CMV traffic on a daily basis. We will work with Guam Police Department to enforce upon CMVs operating unsafely. Guam Police Department is not reimbursed for this activity.

### **Projected Goals for FY 2023 - 2025**

*Using the radio buttons in the table below, indicate the traffic enforcement activities the State intends to conduct in FY 2023 - 2025. The projected goals are based on the number of traffic stops, not tickets or warnings issued. These goals are NOT intended to set a quota.*

**Note: If you answer "No" to "Non-CMV" traffic enforcement activities, the State does not need to meet the average number of 2014/2015 safety activities because no reimbursement will be requested. If you answer "No" and then**

*click the SAVE button, the Planned Safety Activities table will no longer be displayed.*

			Performance Goals		
Yes	No	Traffic Enforcement Activities	FY 2023	FY 2024	FY 2025
<input checked="" type="radio"/>	<input type="radio"/>	CMV with Inspection	32	36	36
<input type="radio"/>	<input checked="" type="radio"/>	CMV Non-Inspection	0	0	0
<input type="radio"/>	<input checked="" type="radio"/>	Non-CMV	0	0	0
<input checked="" type="radio"/>	<input type="radio"/>	Comprehensive and high visibility in high risk locations and corridors (special enforcement details)	7	7	7

***Describe how the State will report on, measure and monitor its traffic enforcement efforts to ensure effectiveness, consistency, and correlation to FMCSA's national traffic enforcement priority.***

All traffic enforcement activities will be conducted at high risk locations and high traffic corridors. Driver/Vehicle inspection reports prepared and submitted by Inspectors will be reviewed by MCSAP Coordinator to evaluate the OOS violations and adjust activities accordingly. MCSAP Coordinator may schedule a carrier workshop and/or intervention to serve as a deference for potential crashes.

**FY2024 UPDATE**

GDRT MCSAP will monitor the violations reported on Safespect. All reports will be accounted for, number of violations, carriers and drivers involved. We will be arranging more education and outreach programs to educate the carriers that are found with the majority issued violations. We will also monitor traffic enforcement by using the traffic statistic data received from Guam Police Department, and will report in the quarterly PPR's.

## Part 2 Section 6 - Safety Technology

Please verify your State's safety technology compliance levels with the ITD and PRISM programs, responsible agencies, and narrative overview. Do changes need to be made on this page for the upcoming fiscal year? Note: Before selecting "yes," make sure there are changes to be made as once selected, this answer cannot be changed.

- Yes, the information in this section must be updated. I understand that I must include the heading "Update for FY 2025" before adding my changes in the narrative section and then click "Save" to save the changes.
- No, the information in this section remains valid for the upcoming fiscal year and no updates are necessary. If no is selected, this section will not be open for editing.

This section covers two of FMCSA's safety technology programs:

- Innovative Technology Deployment (ITD)
- Performance and Registration Information Systems Management (PRISM)

Please complete the information below to indicate your State's participation level in each program, along with specific information about how MCSAP Operations and Maintenance (O&M) funding is used to support each of these safety technology programs. **All O&M expenses for both ITD and PRISM must be included and described both in this section and in the appropriate section of Part 4, Financial Information.**

### Innovative Technology Deployment (ITD)

The ITD program is a key component of the FMCSA's drive to improve commercial motor vehicle safety. The ITD program empowers States to apply cutting-edge technology to share data more effectively and improve roadway safety.

With the enhanced funding provided to each State as part of the Infrastructure Investment and Jobs Act (IIJA), certain technologies may be funded by MCSAP if certain criteria outlined below are met.

The technology:

- Is widely available not requiring any product development
- Can be fully deployed and operational within the period of performance
- Has a direct impact on CMV safety based on verified performance data
- Is outlined in a State's approved ITD Program Plan/Top Level Design (PP/TLD) if required

If there is a need for any technology development as part of a MCSAP project, and if the time to fully implement the technology exceeds the MCSAP period of performance, then the HP-ITD grant would be the appropriate source for federal funding. All ITD technology projects proposed will be reviewed by the ITD Program Office for eligibility determination.

ITD O&M is defined as costs associated with deployment projects that maintain and repair real property, or a system, based on its current status and abilities. O&M costs may also include memberships, fees, dues, program travel, and other related program costs that maintain or support deployment activities, as defined previously in the MCSAP Comprehensive Policy (MCP) section 5.2.

### Performance and Registration Information Systems Management (PRISM)

FMCSA's PRISM program is a partnership with State CMV registration offices and law enforcement that improves highway safety by identifying and immobilizing commercial motor carriers that are prohibited from operating due to a Federal Out-of-Service (OOS) order. PRISM is a key component to FMCSA's mission to reduce the number of CMV crashes, injuries and fatalities in a rapidly expanding interstate motor carrier population. PRISM provides States a safety mechanism to identify and immobilize motor carriers with serious safety deficiencies and hold them accountable through registration and law enforcement sanctions. States may fund new PRISM system development, deployment, as well as Operations and Maintenance. Further information regarding full participation in PRISM can be found in the MCP Section 4.3.1.

PRISM O&M are costs associated with projects that improve CMV safety, maintain and/or advance PRISM levels. O&M costs may also include memberships, fees, dues, program travel, and other related program costs that maintain or support PRISM deployment activities. All PRISM technology projects proposed will be reviewed by the PRISM Program Manager for eligibility determination.

**Safety Technology Compliance Status**

Please verify the current level of compliance for your State in the table below using the drop-down menu. If the State plans to include O&M costs in this year’s CVSP, please indicate that in the table below. Additionally, specific details must be included both in this section and in your Part 4 Spending Plan.

Technology Program	Current Compliance Level	Include O & M Costs?
ITD	Not Active	No
PRISM		No

Available data sources:

- The [Innovative Technology Deployment \(ITD\) website](#) is a centralized repository for information that States should utilize to plan and implement effective ITD programs. ITD users can log in to query information from SAFER and other FMCSA systems, as well as access resources including recordings of previous webinars, conference materials, and web infrastructure technical specifications.
- The [PRISM Data and Safety Hub \(DASH\)](#) is an online workspace where State partners can log in to access reports, submit data, get materials to help implement PRISM and obtain information on the Level Up initiative.

**Enter the agency name responsible for ITD in the State:** N/A - Guam is not included on the SSDQ map and does not have a color rating.

**Enter the agency name responsible for PRISM in the State:** N/A - Guam is not included on the SSDQ map and does not have a color rating.

**Narrative Overview for FY 2023 - 2025**

**Problem Statement Narrative and Projected Goal:** Describe any challenges encountered in implementing, maintaining, or improving your ITD and PRISM program compliance level (i.e., problems encountered, obstacles overcome, lessons learned, etc.).

As a Territory FMCSA has exempted Guam from PRISM compliance until such time as legislation, rule making, or a territorial action requires compatibility with the PRISM program. Under the "Current Compliance Level" above there is no selection for Not Active in the drop down menu.

**FY2024 UPDATE**

We selected "yes" by mistake. There are no updates on this section.

**Program Activities for FY 2023 - 2025:** Describe any activities that will be taken to implement, maintain or improve your ITD and PRISM programs. Include a description of O&M costs for ITD and PRISM.

See narrative above.

**Performance Measurements and Monitoring:** Describe all performance measures that will be used and include how the State will conduct ongoing monitoring of ITD and PRISM progress (e.g., including quarterly SF-PPR reporting).

N/A - Guam is not included on the SSDQ map and does not have a color rating.

**Part 2 Section 7 - Public Education and Outreach**

Please review the description of your State’s public education and outreach activities, projected goals and monitoring. Do changes need to be made on this page for the upcoming fiscal year? Note: Before selecting “yes,” make sure there are changes to be made as once selected, this answer cannot be changed.

- Yes, the information in this section must be updated. I understand that I must include the heading "Update for FY 2025" before adding my changes in the narrative section and then click "Save" to save the changes.
- No, the information in this section remains valid for the upcoming fiscal year and no updates are necessary. If no is selected, this section will not be open for editing.

A public education and outreach program is designed to provide information on a variety of traffic safety issues related to CMVs and non-CMV’s that operate around large trucks and buses. The Trend Analysis area is only open for editing during Year 1 of a 3-year plan. This data is not editable during Years 2 and 3.

**Trend Analysis for 2017 - 2021**

In the table below, provide the number of public education and outreach activities conducted in the past 5 years.

Public Education and Outreach Activities	2017	2018	2019	2020	2021
Carrier Safety Talks	0	2	44	0	4
CMV Safety Belt Education and Outreach	0	0	0	0	5
State Trucking Association Meetings	0	0	0	0	0
State-Sponsored Outreach Events	0	0	0	0	0
Local Educational Safety Events	0	0	0	0	0
Teen Safety Events	0	0	0	0	0

**Narrative Overview for FY 2023 - 2025**

**Performance Objective: Increase the safety awareness of the motoring public, motor carriers and drivers through public education and outreach activities such as safety talks, safety demonstrations, etc.**

**Describe the activities the State plans to conduct, including but not limited to passenger transportation, work zone safety, hazardous materials transportation, human trafficking/smuggling, and share the road safety initiatives. Include the number of personnel that will be participating in these efforts and any Public Education and Outreach activities that are not specifically listed in the Projected Goals table.**

**FY2024 UPDATE**

Our MCSAP continues to strive to improve the administration of our public education and awareness activities by placing emphasis on the prevention and avoidance of distracting driving while operating a CMV which is the leading crash causation factor in prior years. Addressing this performance objective will be a priority to help reduce the number of fatalities involving CMV's.

As part of our education and outreach activities, the program will distribute CVSA handouts and wallet cards on Human Trafficking to raise awareness and provide the public with information on how and where they can report any suspected incidents. We will also incorporate work zone safety during our contacts.

The program will carry out 4 carrier safety talks (1 every quarter); 4 CMV safety belt and outreach activities (1 every quarter); and at least 1 State-sponsored, local education safety, and teen safety events (i.e, school career days). All MCSAP personnel will be utilized for these public education and outreach activities. Our carrier safety talks will be held at our new MCSAP office classroom or at the motor carrier's place of business. During these carrier safety talks, we will provide a safety presentation as well as handouts to further educate them on rules and regulations. In addition, we plan to advertise on electronic billboards every month. Occasionally, on Saturdays the Inspector II conducts verbal awareness outreach on seatbelts, load securement, driver's credentials, and CMV Safety practices to motor carrier drivers prior to undergoing their road test. This is conducted at the GDRT/MSCAP office site parking lot.

To meet the CMV Safety Belt Education/Outreach activity, each MCSAP Inspector gives a brief talk on the safety of seatbelt usage to the drivers on each roadside inspection.

The program intends to make attempts to revive the Traffic Record Coordinating Committee (TRACC). This committee had no progressive movement due to COVID-19. Members of this committee includes, Guam Police Department, Department of Public Works, Office of Highway Safety, Customs and Quarantine, Port Authority Police, and Airport Authority Police. This committee chairs the Island-wide Traffic Safety Information Systems where we share crash data.

GDRT will be working closely with all agencies, Guam Police Department, Department of Public Works, Office of Highway Safety, Customs and Quarantine, Port Authority Police and Airport Authority Police to share our goals, ideas, planning on how we can expand outreach and education to all CMV Carriers and drivers. Through this we can work together as a government entity to promote safety on our Guam's roads by aiming to reducing CMV crashes, fatalities and accidents. Through this we will expand our education and outreach by conducting events for safety talks, drug interdiction, human trafficking at community centers, public and private school, place of business for CMV owners.

We are in the process of renovating our MCSAP office space to include a classroom where we will carry out our carrier safety talks. We anticipate renovation to be completed by 2nd quarter of FY2024. Through this we will be able to arrange for all types of training to be held in our location.

**FY2025 UPDATE:**

We will continue with OUR ROADS, OUR SAFETY PROGRAM with emphasizes on PSA's on electronic billboards in Tumon, Tamuning (north) and Tamuning (south) = we will advertise monthly for twelve months (annually) at a time. ALL Campaign Resources (videos and reading materials) will come from the FMCSA website.

**Projected Goals for FY 2023 - 2025**

**In the table below, indicate if the State intends to conduct the listed program activities, and the estimated number, based on the descriptions in the narrative above.**

			Performance Goals		
Yes	No	Activity Type	FY 2023	FY 2024	FY 2025
<input checked="" type="radio"/>	<input type="radio"/>	Carrier Safety Talks	4	16	20
<input checked="" type="radio"/>	<input type="radio"/>	CMV Safety Belt Education and Outreach	4	16	20
<input type="radio"/>	<input checked="" type="radio"/>	State Trucking Association Meetings	0	0	0
<input checked="" type="radio"/>	<input type="radio"/>	State-Sponsored Outreach Events	1	1	1
<input checked="" type="radio"/>	<input type="radio"/>	Local Educational Safety Events	1	5	10
<input checked="" type="radio"/>	<input type="radio"/>	Teen Safety Events	1	5	10

**Performance Measurements and Monitoring: Describe all performance measures and how the State will conduct monitoring of progress. States must report the quantity, duration and number of attendees in their quarterly SF-PPR reports.**

**FY2024 UPDATE**

Guam's MCSAP will re-evaluate crash reports from prior years to determine which CMV carriers are repeated violators of crashes as well as if the crashes can be attributed to driver error (i.e. distracted driving).

The information gathered will be shared with our partners in safety to plan and conduct joint activities (i.e. carrier workshops, mall exhibits, and distribution of safety brochures during roadside inspections).

The monitoring of our progress for each outreach activity conducted will be incorporated in our quarterly SF-PPR's. Program will maintain a roster of attendees and accounting of outreach brochures handed out.

We will track the number of brochures, pamphlets, and handouts distributed as an additional tracking measure. An attendance log sheet will be generated for each education and outreach event for record purposes and accountability.

**FY2025 UPDATE: We selected "yes" by mistake.**

**Part 3 - National Emphasis Areas and State Specific Objectives****Part 3 Section 1 - Overview**

*FMCSA establishes annual national priorities (emphasis areas) based on emerging or continuing issues and will evaluate CVSPs in consideration of these national priorities. Part 3 allows States to address national emphasis areas and priorities outlined in the MCSAP Planning Memorandum that do not fit well within any section in Part 2 – Crash Reduction.*

*States may include any State-specific objectives. For example, create an objective to provide refresher training to MCSAP funded personnel on detecting human trafficking and human smuggling in Section 5.*

*Specific goals and activities must be projected for the three fiscal year period (FYs 2023 - 2025).*

**Part 3 Section 2 - Enforcement of Federal OOS Orders during Roadside Activities**

Please review your State’s Federal OOS catch rate during roadside enforcement activities, projected goals, program activities and monitoring. Do changes need to be made on this page for the upcoming fiscal year? **Note:** Before selecting "yes," make sure there are changes to be made as once selected, this answer cannot be changed.

- Yes, the information in this section must be updated. I understand that I must include the heading "Update for FY 2025" before adding my changes in the narrative section and then click "Save" to save the changes.
- No, the information in this section remains valid for the upcoming fiscal year and no updates are necessary. If no is selected, this section will not be open for editing.

**Instructions:**

*FMCSA has established an Out-of-Service (OOS) catch rate of at least 85 percent for carriers operating while under a Federal **Imminent Hazard (IH) and unsatisfactory/unfit (UNSAT/UNFIT) OOS** order. If your catch rate is below 85 percent, States must develop performance goals and activities to meet the FMCSA threshold of at least 85 percent.*

*The OOS Catch Rate report is located on the [A&I Online website](#) in the Grants module. Select the OOS report from the Activity Dashboard to view your catch rate. Portal credentials are required to access this website.*

**Your State’s FY 2023 Federal IH and UNSAT/UNFIT OOS Catch Rate percentage: Not Applicable**

*Data Source: Last completed fiscal year, FMCSA Motor Carrier Management Information System (MCMIS) and the Safety and Fitness Electronic Records (SAFER) as of 04/26/2024*

**Check this box if:**

As evidenced by the data provided by FMCSA, the State identifies at least 85 percent of carriers operating under a Federal IH or UNSAT/UNFIT OOS order during roadside enforcement activities and will not establish a specific reduction goal. However, the State will maintain effective enforcement of Federal OOS orders during roadside inspections and traffic enforcement activities.

**Part 3 Section 3 - Passenger Carrier Enforcement**

Please review your State's passenger carrier transportation goals, problem statement narrative, program activities and monitoring. Do changes need to be made on this page for the upcoming fiscal year? Note: Before selecting "yes," make sure there are changes to be made as once selected, this answer cannot be changed.

- Yes, the information in this section must be updated. I understand that I must include the heading "Update for FY 2025" before adding my changes in the narrative section and then click "Save" to save the changes.
- No, the information in this section remains valid for the upcoming fiscal year and no updates are necessary. If no is selected, this section will not be open for editing.

**Instructions:**

*FMCSA requests that States conduct enhanced investigations for motor carriers of passengers and other high-risk carriers. States are asked to continue partnering with FMCSA in conducting enhanced investigations and inspections at carrier locations.*

**Check this box if:**

As evidenced by the trend analysis data, the State has not identified a significant passenger transportation safety problem. Therefore, the State will not establish a specific passenger transportation goal in the current fiscal year. However, the State will continue to enforce the Federal Motor Carrier Safety Regulations (FMCSRs) pertaining to passenger transportation by CMVs in a manner consistent with the [MCSAP Comprehensive Policy](#) as described either below or in the roadside inspection section.

<b>Part 3 Section 4 - State Specific Objectives – Past</b>
--

No updates are required for this section.

**Instructions:**

*Describe any State-specific CMV problems that were addressed with FY 2022 MCSAP funding. Some examples may include hazardous materials objectives, Electronic Logging Device (ELD) implementation, and crash reduction for a specific segment of industry, etc. Report below on year-to-date progress on each State-specific objective identified in the FY 2022 CVSP.*

**Progress Report on State Specific Objectives(s) from the FY 2022 CVSP**

*Please enter information to describe the year-to-date progress on any State-specific objective(s) identified in the State's FY 2022 CVSP. Click on "Add New Activity" to enter progress information on each State-specific objective.*

## Activity #1

**Activity: Describe State-specific activity conducted from previous year's CVSP.**

Improving Carrier Responsibility and Compliance

**Goal: Insert goal from previous year CVSP (#, %, etc., as appropriate).**

Guam MCSAP aims to educate all Motor Carriers on how to be accountable for their operations and knowledgeable of commercial safety regulations. Through this we can improve the island's roadway safety.

**Actual: Insert year to date progress (#, %, etc., as appropriate).**

MCSAP reestablished our existence by making our presence known during roadside inspections and conducting terminal inspections. This made carriers aware and reached out to MCSAP to ensure their operations are accountable for their operations. Most carriers came seeking guidance from MCSAP on safety regulations. This allowed MCSAP to educate carriers and answer all questions and concerns.

**Narrative: Describe any difficulties achieving the goal, problems encountered, obstacles overcome, lessons learned, etc.**

The biggest obstacle MCSAP faced to overcome were the Covid-19 health restrictions. These health restrictions limited MCSAP interactions with carriers.

<b>Part 3 Section 5 - State Specific Objectives – Future</b>
--

Please review your State specific objectives and narrative overview. Do changes need to be made on this page for the upcoming fiscal year? Note: Before selecting "yes," make sure there are changes to be made as once selected, this answer cannot be changed.

- Yes, the information in this section must be updated. I understand that I must include the heading "Update for FY 2025" before adding my changes in the narrative section and then click "Save" to save the changes.
- No, the information in this section remains valid for the upcoming fiscal year and no updates are necessary. If no is selected, this section will not be open for editing.

**Instructions:**

*The State may include additional objectives from the national priorities or emphasis areas identified in the NOFO as applicable. In addition, the State may include any State-specific CMV problems identified in the State that will be addressed with MCSAP funding. Some examples may include human trafficking/smuggling initiatives, work zone safety details, hazardous materials objectives, Electronic Logging Device (ELD) implementation, and crash reduction for a specific segment of industry, etc.*

*Describe any State-specific objective(s) identified for FY 2023 - 2025. Click on "Add New Activity" to enter information on each State-specific objective. This is an optional section and only required if a State has identified a specific State problem planned to be addressed with grant funding.*

State Objective #1
--------------------

***Enter the title of your State-Identified Objective.***

***Narrative Overview for FY 2023 - 2025***

***Problem Statement Narrative: Describe problem identified by performance data including baseline data.***

***Projected Goals for FY 2023 - 2025:  
Enter performance goal.***

***Program Activities for FY 2023 - 2025: Describe the activities that will be implemented including level of effort.***

***Performance Measurements and Monitoring: Describe all performance measures and how the State will conduct ongoing monitoring of progress in addition to quarterly SF-PPR reporting.***

## Part 4 - Financial Information

### Part 4 Section 1 - Overview

The *Spending Plan* is an explanation of each budget component and should support the cost estimates for the proposed work. The *Spending Plan* should focus on how each item will achieve the proposed project goals and objectives and justify how costs are calculated. The *Spending Plan* must be clear, specific, detailed, and mathematically correct. Sources for assistance in developing the *Spending Plan* include [2 CFR part 200](#), [2 CFR part 1201](#), [49 CFR part 350](#) and the [MCSAP Comprehensive Policy](#).

Before any cost is billed to or recovered from a Federal award, it must be allowable ([2 CFR §200.403](#), [2 CFR §200 Subpart E – Cost Principles](#)), reasonable and necessary ([2 CFR §200.403](#) and [2 CFR §200.404](#)), and allocable ([2 CFR §200.405](#)).

- **Allowable** costs are permissible under the OMB Uniform Guidance, DOT and FMCSA regulations and directives, MCSAP policy, and all other relevant legal and regulatory authority.
- **Reasonable and Necessary** costs are those which a prudent person would deem to be judicious under the circumstances.
- **Allocable** costs are those that are charged to a funding source (e.g., a Federal award) based upon the benefit received by the funding source. Benefit received must be tangible and measurable.
  - For example, a Federal project that uses 5,000 square feet of a rented 20,000 square foot facility may charge 25 percent of the total rental cost.

#### Instructions

The *Spending Plan* should include costs for FY 2025 only. This applies to States completing a multi-year CVSP or an Annual Update to their multi-year CVSP.

The *Spending Plan* data tables are displayed by budget category (Personnel, Fringe Benefits, Travel, Equipment, Supplies, Contractual and Subaward, and Other Costs). You may add additional lines to each table, as necessary. Please include clear, concise explanations in the narrative boxes regarding the reason for each cost, how costs are calculated, why they are necessary, and specific information on how prorated costs were determined.

The following definitions describe *Spending Plan* terminology.

- **Federal Share** means the portion of the total project costs paid by Federal funds. The budget category tables use 95 percent in the federal share calculation.
- **State Share** means the portion of the total project costs paid by State funds. The budget category tables use 5 percent in the state share calculation. A State is only required to contribute 5 percent of the total project costs of all budget categories combined as State share. A State is NOT required to include a 5 percent State share for each line item in a budget category. The State has the flexibility to select the budget categories and line items where State match will be shown.
- **Total Project Costs** means total allowable costs incurred under a Federal award and all required cost sharing (sum of the Federal share plus State share), including third party contributions.
- **Maintenance of Effort (MOE)** means the level of effort Lead State Agencies are required to maintain each fiscal year in accordance with [49 CFR § 350.301](#). The State has the flexibility to select the budget categories and line items where MOE will be shown. Additional information regarding MOE can be found in the MCSAP Comprehensive Policy (MCP) in section 3.6.

#### On Screen Messages

The system performs a number of edit checks on *Spending Plan* data inputs to ensure calculations are correct, and values are as expected. When anomalies are detected, alerts will be displayed on screen.

- Calculation of Federal and State Shares

Total Project Costs are determined for each line based upon user-entered data and a specific budget category formula. Federal and State shares are then calculated by the system based upon the Total Project Costs and are added to each line item.

The system calculates a 95 percent Federal share and 5 percent State share automatically and populates these

values in each line. Federal share is the product of Total Project Costs x 95 percent. State share equals Total Project Costs minus Federal share. It is important to note, if Total Project Costs are updated based upon user edits to the input values, the share values will not be recalculated by the system and should be reviewed and updated by users as necessary.

States may edit the system-calculated Federal and State share values at any time to reflect actual allocation for any line item. For example, States may allocate a different percentage to Federal and State shares. States must ensure that the sum of the Federal and State shares equals the Total Project Costs for each line before proceeding to the next budget category.

An error is shown on line items where Total Project Costs does not equal the sum of the Federal and State shares. Errors must be resolved before the system will allow users to 'save' or 'add' new line items.

Territories must ensure that Total Project Costs equal Federal share for each line in order to proceed.

• **MOE Expenditures**

States may enter MOE on individual line items in the Spending Plan tables. The Personnel, Fringe Benefits, Equipment, Supplies, and Other Costs budget activity areas include edit checks on each line item preventing MOE costs from exceeding allowable amounts.

- If "Percentage of Time on MCSAP grant" equals 100%, then MOE must equal \$0.00.
- If "Percentage of Time on MCSAP grant" equals 0%, then MOE may equal up to Total Project Costs as expected at 100%.
- If "Percentage of Time on MCSAP grant" > 0% AND < 100%, then the MOE maximum value cannot exceed "100% Total Project Costs" minus "system-calculated Total Project Costs".

An error is shown on line items where MOE expenditures are too high. Errors must be resolved before the system will allow users to 'save' or 'add' new line items.

The Travel and Contractual budget activity areas do not include edit checks for MOE costs on each line item. States should review all entries to ensure costs reflect estimated expenditures.

• **Financial Summary**

The Financial Summary is a summary of all budget categories. The system provides warnings to the States on this page if the projected State Spending Plan totals are outside FMCSA's estimated funding amounts. States should review any warning messages that appear on this page and address them prior to submitting the eCVSP for FMCSA review.

The system will confirm that:

- Overtime value does not exceed 15% of the MCSAP Award Amount.
- Planned MOE Costs equal or exceed the MOE Baseline amount.
- A State's planned Federal and State share totals are each within \$5 of FMCSA's Federal and State share estimated amounts.
- A Territory's planned Total Project Costs are within \$5 of the Federal share.

<b>ESTIMATED Fiscal Year Funding Amounts for MCSAP</b>		
	100% Federal Share	Total Estimated Funding
Total	\$841,442.00	\$841,442.00

<b>Summary of MCSAP Funding Limitations</b>	
Allowable amount for Lead MCSAP Agency Overtime without prior approval (15% of MCSAP Award Amount)	\$126,216.00
MOE Baseline:	\$0.00

**Part 4 Section 2 - Personnel**

Personnel costs are salaries for employees working directly on a project. Only salaries for employees of the lead MCSAP agency should be applied to personnel costs. Salaries for employees of subrecipients should be placed in Contractual and Subaward.

**Note: Do not include any personally identifiable information (PII) in the CVSP. The final CVSP approved by FMCSA is required to be posted to a public FMCSA website.**

Salary and Overtime project costs must be separated when reporting to FMCSA, regardless of the Lead MCSAP Agency or Subrecipient pay structure.

List grant-funded staff who will complete the tasks discussed in the narrative descriptive sections of the CVSP. Positions may be listed by title or function. It is not necessary to list all individual personnel separately by line. The State may use average or actual salary and wages by personnel category (e.g., Trooper, Civilian Inspector, Admin Support, etc.). Additional lines may be added as necessary to capture all your personnel costs.

The percent of each person’s time must be allocated to this project based on the amount of time/effort applied to the project. For budgeting purposes, historical data is an acceptable basis.

**Note:** Reimbursement requests must be based upon documented time and effort reports. Those same time and effort reports may be used to estimate salary expenses for a future period. For example, a MCSAP officer’s time and effort reports for the previous year show that he/she spent 35 percent of his/her time on approved grant activities. Consequently, it is reasonable to budget 35 percent of the officer’s salary to this project. For more information on this item see [2 CFR §200.430](#).

In the salary column, enter the salary for each position.

Total Project Costs equal the Number of Staff x Percentage of Time on MCSAP grant x Salary for both Personnel and Overtime (OT).

If OT will be charged to the grant, only OT amounts for the Lead MCSAP Agency should be included in the table below. If the OT amount requested is greater than the 15 percent limitation in the MCSAP Comprehensive Policy (MCP), then justification must be provided in the CVSP for review and approval by FMCSA headquarters.

Activities conducted on OT by subrecipients under subawards from the Lead MCSAP Agency must comply with the 15 percent limitation as provided in the MCP. Any deviation from the 15 percent limitation must be approved by the Lead MCSAP Agency for the subrecipients.

Summary of MCSAP Funding Limitations	
Allowable amount for Lead MCSAP Agency Overtime without prior approval (15% of MCSAP Award Amount):	\$126,216.00

Personnel: Salary and Overtime Project Costs						
Salary Project Costs						
Position(s)	# of Staff	% of Time on MCSAP Grant	Salary	Total Project Costs (Federal)	Federal Share	MOE
MCSAP Coordinator	1	80.0000	\$80,251.00	\$64,200.80	\$64,200.80	\$0.00
Financial Officer	1	80.0000	\$66,142.00	\$52,913.60	\$52,913.60	\$0.00
Motor Carrier Safety Inspector II	2	100.0000	\$52,047.00	\$104,094.00	\$104,094.00	\$0.00
Motor Carrier Safety Inspector I	1	100.0000	\$40,483.00	\$40,483.00	\$40,483.00	\$0.00
Motor Carrier Safety Inspector I	2	100.0000	\$36,209.00	\$72,418.00	\$72,418.00	\$0.00
Motor Carrier Safety Inspector I (Entry)	1	100.0000	\$34,886.00	\$34,886.00	\$34,886.00	\$0.00
<b>Subtotal: Salary</b>				<b>\$368,995.40</b>	<b>\$368,995.40</b>	<b>\$0.00</b>
Overtime Project Costs						
<b>Subtotal: Overtime</b>				<b>\$0.00</b>	<b>\$0.00</b>	<b>\$0.00</b>
<b>TOTAL: Personnel</b>				<b>\$368,995.40</b>	<b>\$368,995.40</b>	<b>\$0.00</b>
<b>Accounting Method:</b>	<b>Accrual</b>					

**Enter a detailed explanation of how the personnel costs were derived and allocated to the MCSAP project.**

FY2025 Update: GDRT MCSAP personnel salary costs consists of a MCSAP Coordinator, Financial Officer, two Motor Carrier Safety Inspector II and three Motor Carrier Safety Inspector I and one pending hire for a Motor Carrier Safety Inspector I Trainee Entry Level MCSAP Coordinator works and is dedicated to the program 80% of the time performing the following duties and responsibilities: Establish the standard operating procedures, for all job duties, responsibilities, guidelines, procedures and tasks withing the Motor Carrier Safety Assistance Program. Responsible to handle applying, processing, preparing and submitting the application for new grants, prepares the annual certification for GDRT Director's approval and signature, response to annual audit qualifying conditions review, write up and response to comments and recommendations for the qualifying conditions GDRT's corrective plan, prepares the annual Title VI Program Compliance Plan and the public notice posted on GDRT website. SafetyNet coordinator/administrator/SafeSpect Executive Sponsor, handles the daily commercial motor vehicle crash reports, out of service processed and uploaded daily for review, approval and interfaced from SafeSpect to SafetyNet. Gives satisfactory assurances to emphasize and improve enforcement of laws and regulations. Prepares write-up, recommendations for GDRT Director to pursue the promulgation/adoption of any amended policies in the Code of Federal Regulations and Hazardous Materials Regulations to be inserted in the Guam Code Annotated, Public Law and the Guam Administrative Rules and Regulations. Reviews the operating records and reports to assess the quality and adequacy of preventive maintenance being performed on commercial motor vehicles. Outreach/education programs, planning, organizing and training carriers, drivers, general public, businesses, organizations and associations through our in-house classroom training, meetings, events held at community centers or parks, electronic billboard media advertisements, prepare handouts, brochures, pamphlets and educational workbooks for students. Establish inspections, clearances and training schedule for inspectors and analyze the overall operating procedures and practices. Update and obtain the crash data on FMCSA A&I timely and needed for grant reporting. Works closely with Guam Police Department (GPD) in compliance to the newly revised Memorandum of Understanding between GPD and GDRT. Meets with inspectors weekly for daily activities and monitoring. Prepares performance evaluations, salary increases, attendance monitoring, monitors inspection requirements for inspectors on a quarterly and annual basis assuring they meet the certification requirements.

Financial Officer works and is dedicated to the program 80% of the time performing the following duties and responsibilities: accounting support for Guam's fiscal transaction for all federal programs. Prepares documents for procurement and for the Administrative Services Officer, GDRT approval, signature and processing. All monies requested for payment processed thru the Government of Guam approval authorization procedure. Prepares the Establishment of Account from for GDRT Administrative Services Officer, GDRT directors approval to establish a financial account on the Government of Guam Accounting Systems for grant budget reported funding, accountability and monitoring. Responsible for requesting for quotations for equipment, supplies, telecommunications, media outreach and educations, advertisements, internet access, rental of office space, travel and etc. Responsible for handling the grant direct payments, vouchers and purchase orders. Maintains financial records for recording, audit and investigation purposes. Prepares and process all quarterly Performance Progress Reports and Federal Financial Reports on Grant Solutions and Request for Reimbursements on Delphi. Monitors and tracks the financial reports and ensures the accounting records funding is on track. Responsible for submitted timesheets on a timely basis.

MCSAP Inspectors are dedicated to the program 100% of the time and performs their MCSAP Activities on a daily basis. We currently have 5 Motor Carrier Safety Inspectors. 2 individuals are Motor Carrier Safety Inspector II, who are both certified to conduct inspections for NAS A&B, Cargo Tank, non-bulk and bulf and hazardous materials. 1 individual, Motor Carrier Safety Assistance Inspector I, who is certified as NAS A&B, non-bulk and passenger and 2 individuals, Motor Carrier Safety Assistance Inspector I who are both certified for NAS A&B and passenger. Newly hire 1 entry level Motor Carrier Safety Inspector is in process.

**Part 4 Section 3 - Fringe Benefits**

Fringe costs are benefits paid to employees, including the cost of employer's share of FICA, health insurance, worker's compensation, and paid leave. Only non-Federal grantees that use the **accrual basis** of accounting may have a separate line item for leave, and is entered as the projected leave expected to be accrued by the personnel listed within Part 4.2 – Personnel. Reference [2 CFR §200.431\(b\)](#).

Show the fringe benefit costs associated with the staff listed in the Personnel section. Fringe costs may be estimates, or based on a fringe benefit rate. If using an approved rate by the applicant's Federal cognizant agency for indirect costs, a copy of the indirect cost rate agreement must be provided in the "My Documents" section in eCVSP and through grants.gov. For more information on this item see [2 CFR §200.431](#).

Show how the fringe benefit amount is calculated (i.e., actual fringe rate, rate approved by HHS Statewide Cost Allocation or cognizant agency, or an aggregated rate). Include a description of the specific benefits that are charged to a project and the benefit percentage or total benefit cost.

**Actual Fringe Rate:** a fringe rate approved by your cognizant agency or a fixed rate applied uniformly to each position.

**Aggregated Rate:** a fringe rate based on actual costs and not a fixed rate (e.g. fringe costs may vary by employee position/classification).

Depending on the State, there are fixed employer taxes that are paid as a percentage of the salary, such as Social Security, Medicare, State Unemployment Tax, etc. For more information on this item see the [Fringe Benefits Job Aid below](#).

**Fringe costs method: Aggregated Rate - documentation added to 'My Documents' to describe rate calculation**

**Total Project Costs equal the Fringe Benefit Rate x Percentage of Time on MCSAP grant x Base Amount divided by 100.**

**Fringe Benefit Rate:** The rate that has been approved by the State's cognizant agency for indirect costs; or a rate that has been calculated based on the aggregate rates and/or costs of the individual items that your agency classifies as fringe benefits.

**Base Amount:** The salary/wage costs within the proposed budget to which the fringe benefit rate will be applied.

Fringe Benefits Project Costs						
Position(s)	Fringe Benefit Rate	% of Time on MCSAP Grant	Base Amount	Total Project Costs (Federal)	Federal Share	MOE
MCSAP COORDINATOR	62.8739	100.0000	\$64,200.80	\$40,365.51	\$40,365.51	\$0.00
Financial Officer	57.9341	100.0000	\$52,913.60	\$30,655.03	\$30,655.03	\$0.00
Inspector I-MC35	35.4800	100.0000	\$40,483.00	\$14,363.36	\$14,363.36	\$0.00
Inspector I-MC25	35.6800	100.0000	\$36,209.00	\$12,919.37	\$12,919.37	\$0.00
Inspector I-MC39	35.6800	100.0000	\$36,209.00	\$12,919.37	\$12,919.37	\$0.00
Inspector I-Entry	35.7500	100.0000	\$34,886.00	\$12,471.74	\$12,471.74	\$0.00
Inspector II-MC32	49.0000	100.0000	\$52,047.00	\$25,503.03	\$25,503.03	\$0.00
Inspector II-MC29	76.0000	100.0000	\$52,047.00	\$39,555.72	\$39,555.72	\$0.00
<b>TOTAL: Fringe Benefits</b>				<b>\$188,753.13</b>	<b>\$188,753.13</b>	<b>\$0.00</b>

**Enter a detailed explanation of how the fringe benefit costs were derived and allocated to the MCSAP project.**

**FY2025 Update:**

The Fringe benefits are based on 1 Coordinator, 1 Financial Officer, 5 inspectors, and 1 Entry Inspector **Fringe Benefits breakdown provided by the Administrative Service Officer current as of October 1, 2025.** The fringe benefit rate percentage is the total benefits for each position and includes, Retirement, Retire (DDI) Social Security, Medicare, Life, Medical, and Dental. The benefit listing and breakdown is also uploaded in the my documents section. The

Aggregate Fringe Benefit rate was calculated by taking the Total Benefits divided by Salary.

Retirement - Salary x 32.35%

Retire (DDI) - \$19.01 x 26 PPE

Social Security - Salary x 6.2%

Medicare - Salary x 1.45%

Life - Depends on elections

Medical (Premium) - Depends on elections

Dental (Premium) Depends on elections

Inspector II salaries were INADVERTENTLY posted INCORRECTLY @\$54,047.00 and was NOT captured initially. THEREFORE, the CORRECTED annual salary of \$52,047.00 is now posted and all amendments conducted accordingly to reflect \$52,047.00. ALSO, we removed the initial Staffing Pattern Chart and replaced it with the correct FY2025 MCSAP Staffing Patter Chart

**Part 4 Section 4 - Travel**

Itemize the positions/functions of the people who will travel. Show the estimated cost of items including but not limited to, airfare, lodging, meals, transportation, etc. Explain in detail how the MCSAP program will directly benefit from the travel.

Travel costs are funds for field work or for travel to professional meetings.

List the purpose, number of persons traveling, number of days, percentage of time on MCSAP Grant, and total project costs for each trip. If details of each trip are not known at the time of application submission, provide the basis for estimating the amount requested. For more information on this item see [2 CFR §200.475](#).

Total Project Costs should be determined by State users, and manually input in the table below. There is no system calculation for this budget category.

Travel Project Costs						
Purpose	# of Staff	# of Days	% of Time on MCSAP Grant	Total Project Costs (Federal)	Federal Share	MOE
MCSAP Planning Meeting	2	5	100.0000	\$8,160.00	\$8,160.00	\$0.00
Refresher Courses	5	5	100.0000	\$20,400.00	\$20,400.00	\$0.00
NAS A&B Courses	1	12	100.0000	\$7,500.00	\$7,500.00	\$0.00
Cargo Tank Training	1	5	100.0000	\$4,555.00	\$4,555.00	\$0.00
<b>TOTAL: Travel</b>				<b>\$40,615.00</b>	<b>\$40,615.00</b>	<b>\$0.00</b>

Enter a detailed explanation of how the travel costs were derived and allocated to the MCSAP project.

**FY2025 Update**

FY2025 MCSAP Planning Meeting: The MCSAP Coordinator and Financial Officer to attend this meeting to keep abreast of commercial vehicle safety issues, upcoming safety initiatives, and other critical grants management updates and training. To expand our knowledge of what our program provides, new updates, changes in policies, regulations, trends of data, guidance and benefits of reporting data. It will definitely educate us with a brighter view of how our federal grant program partners in the program work and communicate together.

AIRFARE: \$2,100.00 per person x 2 person = \$4,200.00. HOTEL: \$200.00 per night x 5 nights x 2 = \$2000.00. PER DIEM: = \$131.00 per day x 5 days x 2 persons = \$1,310.00. TRANSPORTATION: \$500.00. BAGGAGE: \$75.00 X 2 persons = \$150.00. TOTAL is \$8,160.00

Refresher Courses: Budget is inclusive of all 5 MCSAP certified inspectors.

AIRFARE: \$2,100.00 per person x 5 inspectors = \$10,500.00. HOTEL: \$200.00 per night x 5 inspectors = \$1,000.00 x 5 nights = \$5,000.00. PER DIEM: \$131.00 per day x 5 inspectors = \$655.00 x 5 days = \$3,275.00. TRANSPORTATION: \$100.00 per day w/taxes x 5 days = \$500.00. BAGGAGE: \$75.00 x 5 inspectors = \$375.00. MISC Unforseen Taxes: Estimated \$750.00. TOTAL is \$20,400.00.

NAS Part A and Part B Courses (back-to-back) : training courses for the one (1) newly hired inspector trainee - entry level, to obtain certification. AIRFARE: \$2,100.00. HOTEL: \$200.00 per night x 12 days = \$2,400.00. PER DIEM: \$131.00 per day x 12 days = \$1,572.00. TRANSPORTATION: \$85.00 daily x 12 days = \$1,020.00. BAGGAGE: \$75.00. MISC Unforseen Tax: \$333.00. TOTAL is \$7,500.00.

Cargo Tank Training: Cargo Tank Bulk Fleets have increased significantly from a fleet of 20 to a Fleet of 50: we currently have 2 inspectors certified for Cargo Tank Buk inspections and want to increase this to 3. So the plan is to send 1 inspector for training and certification. AIRFARE: \$2,100.00. HOTEL: \$200.00 daily x 5 days = \$1,000.00. PER DIEM: \$131.00 daily x 5 days = \$655.00. TRANSPORTATION: \$85.00 daily x 5 days = \$425.00. BAGGAGE: \$75.00. MISC Unforseen Tax: \$300.00. TOTAL is \$4,555.00

**Part 4 Section 5 - Equipment**

Equipment is tangible or intangible personal property. It includes information technology systems having a useful life of more than one year, and a per-unit acquisition cost that equals or exceeds the lesser of the capitalization level established by the non-Federal entity (i.e., the State) for financial statement purposes, or \$5,000.

- If your State’s equipment capitalization threshold is below \$5,000, check the box below and provide the equipment threshold amount. To refer to Capital assets, Computing devices, General purpose equipment, Information technology systems, Special purpose equipment, and Supplies see [2 CFR § 200.1](#) Definitions.

Show the total cost of equipment and the percentage of time dedicated for MCSAP related activities that the equipment will be billed to MCSAP. For example, you intend to purchase a server for \$5,000 to be shared equally among five programs, including MCSAP. The MCSAP portion of the total cost is \$1,000. If the equipment you are purchasing will be capitalized (depreciated), you may only show the depreciable amount, and not the total cost ([2 CFR §200.436](#) and [2 CFR §200.439](#)). If vehicles or large IT purchases are listed here, the applicant must disclose their agency’s capitalization policy.

Provide a description of the equipment requested. Include how many of each item, the full cost of each item, and the percentage of time this item will be dedicated to MCSAP activities.

Total Project Costs equal the Number of Items x Full Cost per Item x Percentage of Time on MCSAP grant.

Equipment Project Costs						
Item Name	# of Items	Full Cost per Item	% of Time on MCSAP Grant	Total Project Costs (Federal)	Federal Share	MOE
Promethean Board	1	\$11,000.00	100	\$11,000.00	\$11,000.00	\$0.00
<b>TOTAL: Equipment</b>				<b>\$11,000.00</b>	<b>\$11,000.00</b>	<b>\$0.00</b>
<b>Equipment threshold is greater than \$5,000.</b>						

**Enter a detailed explanation of how the equipment costs were derived and allocated to the MCSAP project.**

FY2025 Update:

A Promethean Board with Stand is an interactive whiteboard onto which you can project images from a computer, tablet, or external camera. Incorporating a promethean board into our education and outreach program and our lessons will help us reach a new level of interactivity between our experienced CMV drivers, new CMV drivers and their education, inclusive of brainstorming sessions, jot down ideas, draw diagrams and map out plans: offers MCSAP a way to engage with CMV drivers in learning assessment. Connecting a computer is not required in order to utilize the smart panel. Can also be used for virtual conferences/meetings/training sessions with FMCSA and CVSA. Specifications: Supports alternative hardware solutions such as OPS computers and Intel(R) NUC. Aspect ratio: 16:9, Full HD 1080p (1920 x 1080) resolution, mobile standfor added flexibility, Multi-user Capability, works with Activinspire, ActivExpression, Activote, ActiviEngage2, ActiSlate, ActiView, HDMI, VGA, component video, composite video, stereo audio, 2 USB ports connectivity, Windows (XP SP3/Vista/7/8) Operating Systems, Weight @80.5 kg or less than 177 lbs., Screen: 65", Built-in speakers (10w x 2 channels)

The Promethean Board will be used specifically for ALL MCSAP activities inclusive of a classroom environment for our education and outreach program and shop talks with New and Old CMV drivers and CMV Owners - we will install the promethean board and its equipment in our newly renovated MCSAP conference room. Also, it will be used to show CMV safety videos, virtual conferences and meetings.

**Part 4 Section 6 - Supplies**

Supplies means all tangible property other than that described in Equipment in [2 CFR §200.1](#) Definitions. A computing device is a supply if the acquisition cost is less than the lesser of the capitalization level established by the non-Federal entity for financial statement purposes or \$5,000, regardless of the length of its useful life.

Estimates for supply costs may be based on the same allocation as personnel. For example, if 35 percent of officers' salaries are allocated to this project, you may allocate 35 percent of your total supply costs to this project. A different allocation basis is acceptable, so long as it is reasonable, repeatable and logical, and a description is provided in the narrative.

Provide a description of each unit/item requested, including the quantity of each unit/item, the unit of measurement for the unit/item, the cost of each unit/item, and the percentage of time on MCSAP grant.

Total Project Costs equal the Number of Units x Cost per Unit x Percentage of Time on MCSAP grant.

Supplies Project Costs						
Item Name	# of Units/ Unit of Measurement	Cost per Unit	% of Time on MCSAP Grant	Total Project Costs (Federal)	Federal Share	MOE
Black Ink Cartridges/Toners	1 annual	\$15,360.00	100.0000	\$15,360.00	\$15,360.00	\$0.00
CVSA Inspection Decals	4 quarter	\$232.00	100.0000	\$928.00	\$928.00	\$0.00
Chock Blocks	4 each	\$100.00	100.0000	\$400.00	\$400.00	\$0.00
Mechanical Creepers	4 each	\$150.00	100.0000	\$600.00	\$600.00	\$0.00
Spot-lamp headlamp	6 each	\$125.00	100.0000	\$750.00	\$750.00	\$0.00
Welders Soapstone	6 each	\$25.00	100.0000	\$150.00	\$150.00	\$0.00
Blade-Scraper	6 each	\$25.00	100.0000	\$150.00	\$150.00	\$0.00
Roadside Signage	12 each	\$350.00	100.0000	\$4,200.00	\$4,200.00	\$0.00
Windbreaker w/hoodie	6 each	\$200.00	100.0000	\$1,200.00	\$1,200.00	\$0.00
OOS Notification Cards	500 each	\$1.00	100.0000	\$500.00	\$500.00	\$0.00
Promethean Laptop	1 each	\$2,000.00	100.0000	\$2,000.00	\$2,000.00	\$0.00
CVSA NAS Handbooks	7 each	\$50.00	100.0000	\$350.00	\$350.00	\$0.00
FF&E	1 set	\$15,220.00	100.0000	\$15,220.00	\$15,220.00	\$0.00
Office Supplies	1 Annual	\$5,000.00	100.0000	\$5,000.00	\$5,000.00	\$0.00
Educational/Outreach Materials	1 Annual	\$11,455.52	100.0000	\$11,455.52	\$11,455.52	\$0.00
<b>TOTAL: Supplies</b>				<b>\$58,263.52</b>	<b>\$58,263.52</b>	<b>\$0.00</b>

Enter a detailed explanation of how the supply costs were derived and allocated to the MCSAP project.

**FY2025 Updates**

Black Ink Printer Cartridges: printer cartridges are for 7 each portable printers used by the inspectors during roadside & terminal inspections @\$70 per cartridge x 2 monthly = \$140 x 7 units = \$980 x 12 months = \$11,760 and 2 multifunctional office printers @\$150 per toner: \$150 x 2 units = \$300 x 12 months = \$3,600 = \$15,360.00

Office Supplies: \$5,000.00 for office & field usage - inclusive of pens, pencils, highlighters, postits, copier paper, folders, scotch tape, note pads, staples, storage boxes, cleaning supplies, cleaning liquid, trash bags, clorox wipes, paper towels and toilet tissues

CVSP Inspections Decals: 41 sheets = 492 pieces per box, per quarter @\$5.00 per sheet. 492 pcs x 4 quarters = 1,968 pieces.

41 sheets x \$5 = \$205.00 per quarter + \$27.00 UPS Ground (Shipping charges) = \$232.00 per quarter = \$928.00

Outreach and Education: As we move towards enhancement of our Educational and Outreach Program: we plan to conduct classroom environment awareness classes for CMV vendors and CMV drivers on best practices on safe driving on both commercial and non-commercial vehicles. Also, we plan to visit public and private schools to teach road safety awareness to students. Campaign Resources/Materials will be retrieved directly from the FMCSA website on OUR ROADS, OUR SAFETY PROGRAM

Other topics to include Road Safety tips, commercial tire safety tips, passenger safety information, cargo tank driver's concern, cargo tank rollovers and how they can be prevented, safety belt myths, and other topics related to CMV safety regulations. We estimated the Annual material cost at \$11,455.52 for advertisement materials, posters, flyers, brochures, banners, newspaper advertisement. This is based on past expenditures.

Chock Blocks: as part of our safety equipment used during roadside inspections to prevent rolling of a CMV whenever it is parked during inspections.

Mechanical Creepers: used to help inspectors obtain a better view and easily slide in and out of the underside of a CMV.

Spot headlamps: used by inspectors to view undercarrage areas that are difficult to view without the aid of a spot headlamp - also keeps their hands free. Heavy-duty Tactical gear equipment to be used for up to 5 years before replacement is considered. Gear is not supplied locally and must be special ordered - shipping, handling & markup added onto the costs

Welders soapstone:

Blade/Scrappers: used to remove safety decals from windshields

Roadside signages w/stands: used for roadside inspections: 1. INSPECTION AHEAD, 2. ALL TRUCKS & BUSES OUTER LANE, 3. REDUCE SPEED TO 5 MPH, and, 4. STOP and WAIT FOR INSPECTOR.

Tactical Windbreaker w/Hoodie: Hardshell gear jackets: purpose is to ensure each MCSAP Inspector proper clothing for their working environment here on the Island of Guam where humidity is 80% daily and tropical monsoons. Cost is high as these type of gear is not found at your typical sporting goods and must be special ordered regardless of supplier - we also chose this gear to ensure our MCSAP Inspectors are equipped for at least 5-years before replacing it. Gear are not supplied locally and must be special ordered - cost includes shipping, handling, and vendor markup.

CVSA NAS OOS Criteria Handbooks: annual supply of regulation handbooks @\$50 per handbook

OOS Notification adhesive cards: annual supply of Out of Service adhesive cards

Promethean Laptop: 13" screen connected 100% to the Promethean Board and used specifically for its daily operations

Furnitures, Fixtures, & Equipment (FF&E) for Educational & Outreach Classroom: Desk tables, chairs and conference table. Classroom environment for MCSAP Office

1. 1 each 12' Conference Room Table = \$7,000.00

2. 6 each 6' x 1'6" desk tables = \$170 x 6 each = \$1,020.00

3. 24 each office swivel chairs w/wheels = \$300 x 24 each = \$7,200.00

FF&E are not furnished locally and must be ordered by an off-island vendor: estimated prices above are inclusive of shipping, handling and mark-up

**Part 4 Section 7 - Contractual and Subaward**

This section includes contractual costs and subawards to subrecipients. Use the table below to capture the information needed for both contractual agreements and subawards. The definitions of these terms are provided so the instrument type can be entered into the table below.

**Contractual** – A contract is a legal instrument by which a non-Federal entity purchases property or services needed to carry out the project or program under a Federal award (2 CFR §200.1 Definitions). All contracts issued under a Federal award must comply with the procurement standards described in 2 CFR §200.317, 2 CFR §200.318, and Appendix II to Part 200.

**Note:** Contracts are separate and distinct from subawards; see 2 CFR §200.331 for details.

**Subaward** – A subaward is an award provided by a pass-through entity to a subrecipient for the subrecipient to carry out part of a Federal award received by the pass-through entity. It does not include payments to a contractor or payments to an individual that is a beneficiary of a Federal program. A subaward may be provided through any form of legal agreement, including an agreement that the pass-through entity considers a contract (2 CFR §200.1 Definitions and 2 CFR §200.331).

**Subrecipient** - Subrecipient means a non-Federal entity that receives a subaward from a pass-through entity to carry out part of a Federal program, but does not include an individual who is a beneficiary of such program. A subrecipient may also be a recipient of other Federal awards directly from a Federal awarding agency (2 CFR §200.1 Definitions).

Enter the legal name of the vendor or subrecipient if known. If unknown at this time, please indicate 'unknown' in the legal name field. Include a description of services for each contract or subaward listed in the table. Entering a statement such as "contractual services" with no description will not be considered meeting the requirement for completing this section.

The Unique Entity Identifier (UEI) is the non-proprietary identifier that replaced the DUNS number. All contractors and subrecipients must be registered in the System for Award Management (SAM.gov). The UEI will be requested in and assigned by SAM.gov. Enter the UEI number of each entity in the space provided in the table.

Select the Instrument Type by choosing either Contract or Subaward for each entity.

Total Project Costs should be determined by State users and input in the table below. The tool does not automatically calculate the total project costs for this budget category.

**Operations and Maintenance**-If the State plans to include O&M costs that meet the definition of a contractual or subaward cost, details must be provided in the table and narrative below.

Please describe the activities these costs will be using to support (i.e., ITD, PRISM, SSDQ or other services.)

Contractual and Subaward Project Costs						
Legal Name	DUNS/ EIN Number	Instrument Type	% of Time on MCSAP Grant	Total Project Costs (Federal)	Federal Share	MOE
GTA Teleguam	UEI	Contract	100.0000	\$10,764.00	\$10,764.00	\$0.00
Description of Services: Office Telephone services						
IT&E	UEI	Contract	100.0000	\$4,800.00	\$4,800.00	\$0.00
Description of Services: 2-way radio/internet/data services						
UNKNOWN	UEI	Contract	100.0000	\$64,800.00	\$64,800.00	\$0.00
Description of Services: PSA Electronic Billboard Contracts						
<b>TOTAL: Contractual and Subaward</b>				<b>\$80,364.00</b>	<b>\$80,364.00</b>	<b>\$0.00</b>

**Enter a detailed explanation of how the contractual and subaward costs were derived and allocated to the MCSAP project.**

FY2025 Update:

GTA Teleguam: For telephone and facsimile fees for telecommunications, internet line, and MCSAP Wifi services specifically for the MCSAP workstations. Annual Operational Expense

ITE/Cellphones: Model CAT S42 Smartphones to 6 Inspectors: provides 2-way communications, internet connections with portable laptops used by each inspector during roadside & terminal inspections - connections also includes SafeSpect inspection reports. Annual Contract

UNKNOWN: PSA Electronic Billboards: 3 different billboards at 3 different locations such as Tumon, Tamuning-North, and Tamuning-South: as part of our OUR ROADS, OUR SAFETY PROGRAM advertisement on electronic billboards. Market research resulted in the cost estimated at \$1,800.00 per month x 12 months (annually) x 3 vendors = \$64,800.00

Campaign Materials(videos) will be retrieved from the FMCSA website on OUR ROADS, OUR SAFETY PROGRAM.

**Part 4 Section 8 - Other Costs**

*Other Costs are those not classified elsewhere and are allocable to the Federal award. These costs must be specifically itemized and described. The total costs and allocation bases must be explained in the narrative. Examples of Other Costs (typically non-tangible) may include utilities, leased property or equipment, fuel for vehicles, employee training tuition, meeting registration costs, etc. The quantity, unit of measurement (e.g., monthly, annually, each, etc.), unit cost, and percentage of time on MCSAP grant must be included.*

**Operations and Maintenance**-If the State plans to include O&M costs that do not meet the definition of a contractual or subaward cost, details must be provided in the table and narrative below. Please identify these costs as ITD O&M, PRISM O&M, or SSDQ O&M. Sufficient detail must be provided in the narrative that explains what components of the specific program are being addressed by the O&M costs.

Enter a description of each requested Other Cost.

Enter the number of items/units, the unit of measurement, the cost per unit/item, and the percentage of time dedicated to the MCSAP grant for each Other Cost listed. Show the cost of the Other Costs and the portion of the total cost that will be billed to MCSAP. For example, you intend to purchase air cards for \$2,000 to be shared equally among five programs, including MCSAP. The MCSAP portion of the total cost is \$400.

Total Project Costs equal the Number of Units x Cost per Item x Percentage of Time on MCSAP grant.

**Indirect Costs**

Information on Indirect Costs ([2 CFR §200.1](#) Definitions) is captured in this section. This cost is allowable only when an approved indirect cost rate agreement has been provided in the "My Documents" area in the eCVSP tool and through Grants.gov. Applicants may charge up to the total amount of the approved indirect cost rate multiplied by the eligible cost base. Applicants with a cost basis of salaries/wages and fringe benefits may only apply the indirect rate to those expenses. Applicants with an expense base of modified total direct costs (MTDC) may only apply the rate to those costs that are included in the MTDC base. For more information, please see [2 CFR § 200.414](#) Indirect (F&A) costs.

- **Cost Basis** - is the accumulated direct costs (normally either total direct salaries and wages or total direct costs exclusive of any extraordinary or distorting expenditures) used to distribute indirect costs to individual Federal awards. The direct cost base selected should result in each Federal award bearing a fair share of the indirect costs in reasonable relation to the benefits received from the costs.
- **Approved Rate** - is the rate in the approved Indirect Cost Rate Agreement.
- **Eligible Indirect Expenses** - means after direct costs have been determined and assigned directly to Federal awards and other activities as appropriate. Indirect costs are those remaining to be allocated to benefitted cost objectives. A cost may not be allocated to a Federal award as an indirect cost if any other cost incurred for the same purpose, in like circumstances, has been assigned to a Federal award as a direct cost.
- **Total Indirect Costs** equal Approved Rate x Eligible Indirect Expenses divided by 100.

**Your State will claim reimbursement for Indirect Costs.**

Indirect Costs				
Cost Basis	Approved Rate	Eligible Costs	Total Indirect Costs	Federal Share
Salaries and Wages (SW)	8.97	\$368,995.40	\$33,098.88	\$33,098.88
<b>TOTAL: Indirect Costs</b>			<b>\$33,098.88</b>	<b>\$33,098.88</b>

Other Costs Project Costs						
Item Name	# of Units/ Unit of Measurement	Cost per Unit	% of Time on MCSAP Grant	Total Project Costs (Federal)	Federal Share	MOE
CVSA Membership Dues	1 annual	\$7,800.00	100.0000	\$7,800.00	\$7,800.00	\$0.00
Fuel	1 annual	\$32,713.20	100.0000	\$32,713.20	\$32,713.20	\$0.00
Office space rental	12 monthly	\$1,267.22	100.0000	\$15,206.64	\$15,206.64	\$0.00
Maintenance of Vehicles	1 Annual	\$4,632.23	100.0000	\$4,632.23	\$4,632.23	\$0.00
<b>TOTAL: Other Costs</b>				<b>\$60,352.07</b>	<b>\$60,352.07</b>	<b>\$0.00</b>

**Enter a detailed explanation of how the 'other' costs were derived and allocated to the MCSAP project.**

**FY2025 Update:**

**INDIRECT COST:** the IDC rate is based on a proposed rate and is being used as a placeholder until the FY2025 IDC agreement is executed. This was CORRECTED to reflect the Inspector II salaries, fringe benefot rates and IDC rate for consistency

**Office Space Rental:** monthly rental fees on office space specifically for MCSAP: \$1267.22 (12) = \$15206.64.

**CVSA Membership Dues:** Guam MCSAP annual membership dues for CVSA ; \$7800.00.

Maintenance of Vehicles to include but not limited to OEM Parts, periodic Tune-up, Oil change, oil filter change, battery, inspection and replacement of brakes, safety inspections, air conditioning, etc. = @ \$1,544.07 per vehicle x 3 vehicles = \$4,632.23. The estimates for maintenance of vehicles was based on past expenditures.

**Fuel Cost:** We currently pay \$6.99 per gallon x 30 gallons per vehicle = \$209.70. \$209.70 per vehicle x 3 vehicles = \$629.10 per week X 52 weeks = \$32,713.20

**Part 4 Section 9 - Comprehensive Spending Plan**

The Comprehensive Spending Plan is auto-populated from all line items in the tables and is in read-only format. Changes to the Comprehensive Spending Plan will only be reflected by updating the individual budget category table(s).

<b>ESTIMATED Fiscal Year Funding Amounts for MCSAP</b>		
	100% Federal Share	Total Estimated Funding
Total	\$841,442.00	\$841,442.00

<b>Summary of MCSAP Funding Limitations</b>	
Allowable amount for Lead MCSAP Agency Overtime without prior approval (15% of MCSAP Award Amount):	\$126,216.00
MOE Baseline:	\$0.00

<b>Estimated Expenditures</b>			
<b>Personnel</b>			
	Federal Share	Total Project Costs (Federal)	MOE
MCSAP Coordinator	\$64,200.80	\$64,200.80	\$0.00
Financial Officer	\$52,913.60	\$52,913.60	\$0.00
Motor Carrier Safety Inspector II	\$104,094.00	\$104,094.00	\$0.00
Motor Carrier Safety Inspector I	\$40,483.00	\$40,483.00	\$0.00
Motor Carrier Safety Inspector I	\$72,418.00	\$72,418.00	\$0.00
Motor Carrier Safety Inspector I (Entry)	\$34,886.00	\$34,886.00	\$0.00
<b>Salary Subtotal</b>	<b>\$368,995.40</b>	<b>\$368,995.40</b>	<b>\$0.00</b>
<b>Overtime subtotal</b>	<b>\$0.00</b>	<b>\$0.00</b>	<b>\$0.00</b>
<b>Personnel total</b>	<b>\$368,995.40</b>	<b>\$368,995.40</b>	<b>\$0.00</b>

<b>Fringe Benefits</b>			
	Federal Share	Total Project Costs (Federal)	MOE
MCSAP COORDINATOR	\$40,365.51	\$40,365.51	\$0.00
Financial Officer	\$30,655.03	\$30,655.03	\$0.00
Inspector I-MC35	\$14,363.36	\$14,363.36	\$0.00
Inspector I-MC25	\$12,919.37	\$12,919.37	\$0.00
Inspector I-MC39	\$12,919.37	\$12,919.37	\$0.00
Inspector I-Entry	\$12,471.74	\$12,471.74	\$0.00
Inspector II-MC32	\$25,503.03	\$25,503.03	\$0.00
Inspector II-MC29	\$39,555.72	\$39,555.72	\$0.00
<b>Fringe Benefits total</b>	<b>\$188,753.13</b>	<b>\$188,753.13</b>	<b>\$0.00</b>

<b>Travel</b>			
	Federal Share	Total Project Costs (Federal)	MOE
MCSAP Planning Meeting	\$8,160.00	\$8,160.00	\$0.00
Refresher Courses	\$20,400.00	\$20,400.00	\$0.00
NAS A&B Courses	\$7,500.00	\$7,500.00	\$0.00
Cargo Tank Training	\$4,555.00	\$4,555.00	\$0.00
<b>Travel total</b>	<b>\$40,615.00</b>	<b>\$40,615.00</b>	<b>\$0.00</b>

<b>Equipment</b>			
	Federal Share	Total Project Costs (Federal)	MOE
Promethean Board	\$11,000.00	\$11,000.00	\$0.00
<b>Equipment total</b>	<b>\$11,000.00</b>	<b>\$11,000.00</b>	<b>\$0.00</b>

<b>Supplies</b>			
	Federal Share	Total Project Costs (Federal)	MOE
Black Ink Cartridges/Toners	\$15,360.00	\$15,360.00	\$0.00
CVSA Inspection Decals	\$928.00	\$928.00	\$0.00
Chock Blocks	\$400.00	\$400.00	\$0.00
Mechanical Creepers	\$600.00	\$600.00	\$0.00
Spot-lamp headlamp	\$750.00	\$750.00	\$0.00
Welders Soapstone	\$150.00	\$150.00	\$0.00
Blade-Scraper	\$150.00	\$150.00	\$0.00
Roadside Signage	\$4,200.00	\$4,200.00	\$0.00
Windbreaker w/hoodie	\$1,200.00	\$1,200.00	\$0.00
OOS Notification Cards	\$500.00	\$500.00	\$0.00
Promethean Laptop	\$2,000.00	\$2,000.00	\$0.00
CVSA NAS Handbooks	\$350.00	\$350.00	\$0.00
FF&E	\$15,220.00	\$15,220.00	\$0.00
Office Supplies	\$5,000.00	\$5,000.00	\$0.00
Educational/Outreach Materials	\$11,455.52	\$11,455.52	\$0.00
<b>Supplies total</b>	<b>\$58,263.52</b>	<b>\$58,263.52</b>	<b>\$0.00</b>

<b>Contractual and Subaward</b>			
	Federal Share	Total Project Costs (Federal)	MOE
GTA Teleguam	\$10,764.00	\$10,764.00	\$0.00
IT&E	\$4,800.00	\$4,800.00	\$0.00
UNKNOWN	\$64,800.00	\$64,800.00	\$0.00
<b>Contractual and Subaward total</b>	<b>\$80,364.00</b>	<b>\$80,364.00</b>	<b>\$0.00</b>

<b>Other Costs</b>			
	Federal Share	Total Project Costs (Federal)	MOE
CVSA Membership Dues	\$7,800.00	\$7,800.00	\$0.00
Fuel	\$32,713.20	\$32,713.20	\$0.00
Office space rental	\$15,206.64	\$15,206.64	\$0.00
Maintenance of Vehicles	\$4,632.23	\$4,632.23	\$0.00
<b>Other Costs total</b>	<b>\$60,352.07</b>	<b>\$60,352.07</b>	<b>\$0.00</b>

Total Costs			
	Federal Share	Total Project Costs (Federal)	MOE
<b>Subtotal for Direct Costs</b>	<b>\$808,343.12</b>	<b>\$808,343.12</b>	<b>\$0.00</b>
Indirect Costs	\$33,098.88	\$33,098.88	NA
<b>Total Costs Budgeted</b>	<b>\$841,442.00</b>	<b>\$841,442.00</b>	<b>\$0.00</b>

**Part 4 Section 10 - Financial Summary**

The Financial Summary is auto-populated by the system by budget category. It is a read-only document and can be used to complete the SF-424A in Grants.gov. Changes to the Financial Summary will only be reflected by updating the individual budget category table(s).

- The system will confirm that percentages for Federal and State shares are correct for Total Project Costs. The edit check is performed on the **“Total Costs Budgeted”** line only.
- The system will confirm that Planned MOE Costs equal or exceed FMCSA funding limitation. The edit check is performed on the **“Total Costs Budgeted”** line only.
- The system will confirm that the Overtime value does not exceed the FMCSA funding limitation. The edit check is performed on the **“Overtime subtotal”** line.

ESTIMATED Fiscal Year Funding Amounts for MCSAP		
	100% Federal Share	Total Estimated Funding
Total	\$841,442.00	\$841,442.00

Summary of MCSAP Funding Limitations	
Allowable amount for Lead MCSAP Agency Overtime without prior approval (15% of MCSAP Award Amount):	\$126,216.00
MOE Baseline:	\$0.00

Estimated Expenditures			
	Federal Share	Total Project Costs (Federal)	Planned MOE Costs
;;;Salary Subtotal	\$368,995.40	\$368,995.40	\$0.00
;;;Overtime Subtotal	\$0.00	\$0.00	\$0.00
Personnel Total	\$368,995.40	\$368,995.40	\$0.00
Fringe Benefits Total	\$188,753.13	\$188,753.13	\$0.00
Travel Total	\$40,615.00	\$40,615.00	\$0.00
Equipment Total	\$11,000.00	\$11,000.00	\$0.00
Supplies Total	\$58,263.52	\$58,263.52	\$0.00
Contractual and Subaward Total	\$80,364.00	\$80,364.00	\$0.00
Other Costs Total	\$60,352.07	\$60,352.07	\$0.00
	Federal Share	Total Project Costs (Federal)	Planned MOE Costs
Subtotal for Direct Costs	\$808,343.12	\$808,343.12	\$0.00
Indirect Costs	\$33,098.88	\$33,098.88	NA
<b>Total Costs Budgeted</b>	<b>\$841,442.00</b>	<b>\$841,442.00</b>	<b>\$0.00</b>

**Part 5 - Certifications and Documents****Part 5 Section 1 - Overview**

*Part 5 includes electronic versions of specific requirements, certifications and documents that a State must agree to and abide by as a condition of participation in MCSAP. The submission of the CVSP serves as official notice and certification of compliance with these requirements. State or States means all of the States, the District of Columbia, the Commonwealth of Puerto Rico, the Commonwealth of the Northern Mariana Islands, American Samoa, Guam, and the Virgin Islands.*

*If the person submitting the CVSP does not have authority to certify these documents electronically, then the State must continue to upload the signed/certified form(s) through the "My Documents" area on the State's Dashboard page.*

*These certifications must be completed and signed on an annual basis.*

## Part 5 Section 2 - State Certification

*The State Certification will not be considered complete until the four questions and certification declaration are answered. Selecting 'no' in the declaration may impact your State's eligibility for MCSAP funding.*

1. What is the name of the person certifying the declaration for your State? Marie P. Lizama
2. What is this person's title? Director, Department of Revenue and Taxation
3. Who is your Governor's highway safety representative? Vincent P. Arriola
4. What is this person's title? Director, Department of Public Works

**The State affirmatively accepts the State certification declaration written below by selecting 'yes'.**

- Yes
- Yes, uploaded certification document
- No

### State Certification declaration:

I, Marie P. Lizama, Director, Department of Revenue and Taxation, on behalf of the Territory of GUAM, as requested by the Administrator as a condition of approval of a grant under the authority of [49 U.S.C. § 31102](#), as amended, certify that the Territory satisfies all the conditions required for MCSAP funding, as specifically detailed in [49 C.F.R. § 350.211](#).

If there are any exceptions that should be noted to the above certification, include an explanation in the text box below. The GDRT has findings related to items 2, 12, 17, and 24 on the State Certification form from the 2023 and 2024 MCSAP National Program Reviews as exceptions to this State Certification form. For item 2, please refer to the attached Guam Code Annotated Title 16, section 5116 For item 12, the GDRT/MCSAP implemented a MOU with Guam Police Department to furnish CMV Crash data report on a quarterly basis, as Guam MCSAP was not granted direct access to GPD's data systems. This MOU will be incorporated onto the Guam MCSAP FY2025 CVSP For item 17, the GDRT has identified high risk/high crash areas and its methodology to address crashes in its FY2025 CVSP. For item 24, the Guam MCSAP implemented a MOU with GDRT/Vehicle Registration branch that requires all CMV owners to endorse the Motor Carrier Certification: if not endorsed, the safety renewal will be denied. This MOU will be incorporated onto the Guam MCSAP FY2025 CVSP

**Part 5 Section 3 - Annual Review of Laws, Regulations, Policies and Compatibility Certification**

*You must answer all three questions and indicate your acceptance of the certification declaration. Selecting 'no' in the declaration may impact your State's eligibility for MCSAP funding.*

1. What is the name of your certifying State official? Marie P. Lizama
2. What is the title of your certifying State official? Director, Department of Revenue and Taxation
3. What are the phone # and email address of your State official? 671-635-1816 marie.lizama@revtax.guam.gov

**The State affirmatively accepts the compatibility certification declaration written below by selecting 'yes'.**

- Yes
- Yes, uploaded certification document
- No

I, Marie P. Lizama, certify that GUAM has conducted the annual review of its laws and regulations for compatibility regarding commercial motor vehicle safety and that the Territory's safety laws remain compatible with the Federal Motor Carrier Safety Regulations (49 CFR parts 390-397) and the Hazardous Materials Regulations (49 CFR parts 107 (subparts F and G only), 171-173, 177, 178, and 180) and standards and orders of the Federal government, except as may be determined by the Administrator to be inapplicable to a State enforcement program. For the purpose of this certification, Compatible means Territory laws or regulations pertaining to interstate commerce that are identical to the FMCSRs and HMRs or have the same effect as the FMCSRs and identical to the HMRs and for intrastate commerce rules identical to or within the tolerance guidelines for the FMCSRs and identical to the HMRs.

If there are any exceptions that should be noted to the above certification, include an explanation in the text box below. The GDRT has a findings related to items 2 from the 2023 MCSAP National Program Reviews as exception to this certification. For item 2, please refer to the attached Guam Code Annotated Title 16, section 5116

**Part 5 Section 4 - New Laws/Legislation/Policy Impacting CMV Safety**

*The State will provide answers to the questions below regarding any new laws, regulations, or policy that impacts CMV safety since the last CVSP or annual update that was submitted.*

**Has the State adopted/enacted any new or updated laws (i.e., statutes) impacting CMV safety since the last CVSP or annual update was submitted?**

Yes  No

**Has the State adopted/enacted any new administrative actions or policies impacting CMV safety since the last CVSP?**

Yes  No



## **BUREAU OF BUDGET & MANAGEMENT RESEARCH**

OFFICE OF THE GOVERNOR  
Post Office Box 2950, Hagåtña Guam 96932



**LOURDES A. LEON GUERRERO**  
GOVERNOR

**LESTER L. CARLSON, JR.**  
DIRECTOR

**JOSHUA F. TENORIO**  
LIEUTENANT GOVERNOR

**AUG 07 2024**

Craig Willis  
Indirect Cost Coordinator  
U.S. Department of the Interior  
Interior Business Center, Indirect Cost Services  
650 Capital Mall, Suite 4-300  
Sacramento, CA 95814-4745

Dear Mr. Willis,

The Bureau of Budget and Management Research is submitting the Government of Guam's Fiscal Year 2022/2025 Cost Allocation Plan and Indirect Cost Rate Proposal.

If you should have any questions, please contact Jason Baza at [jason.w.baza@bbmr.guam.gov](mailto:jason.w.baza@bbmr.guam.gov).

Thank you for your assistance on this matter.

Senseramente,



LESTER L. CARLSON, JR.

Attachments



# GOVERNMENT OF GUAM

INDIRECT COST RATE PROPOSAL  
FISCAL YEAR 2022 & 2025

PREPARED BY:  
Bureau of Budget and Management Research  
GOVERNMENT OF GUAM

GOVERNMENT OF GUAM  
INDIRECT COST RATE PROPOSAL  
FISCAL YEAR 2022/2025

Table of Contents

Certification	1-2
Executive Branch Organizational Chart	3-4
Summary of Proposed Indirect Cost Rates	5-9
Indirect Cost Rate Proposal Rate Calculation	10
Bureau of Statistics and Plans	11-16
Department of Agriculture	17-23
Guam Behavioral Health & Wellness Center	24-29
Department of Military Affairs	30-35
Department of Parks and Recreation	36-41
Department of Public Health and Social Services	42-52
Department of Public Works- Engineering, Bus Operations, Solid Waste and Highway Division	53-60
Department of Integrated Services for Individuals with Disabilities	61-66
Department of Youth Affairs	67-72
Guam Council of the Arts and Humanities	73-78
Guam Energy Office	79-84
Guam Environmental Protection Agency	85-90
Guam Public Library	91-96
Office of the Governor	97-103
Office of the Attorney General	
Child Support Enforcement Division	104-109
Crime Victims Assistance Program	110-115
Department of Revenue and Taxation	116-121
Guam Police Department	122-127
Department of Labor	128-133
Dept. of Labor- Workforce Development & Training Division	134-140
Guam Homeland Security Office	141-148

## CERTIFICATION

**Certification of Indirect Costs  
(Government of Guam)**

This is to certify that I have reviewed the indirect cost rate proposals submitted herewith and to the best of my knowledge and belief:

**AUG 07 2024**

1) All costs included in this proposal dated \_\_\_\_\_ to establish billing or a final indirect cost rate for the period of October 1, 2024 through September 30, 2025, are allowable in accordance with the requirements of the Federal award(s) to which they apply and the provisions of 2 CFR Part 200 Subpart E – Cost Principles. Unallowable costs have been adjusted for in allocating costs as indicated in the cost allocation plan.

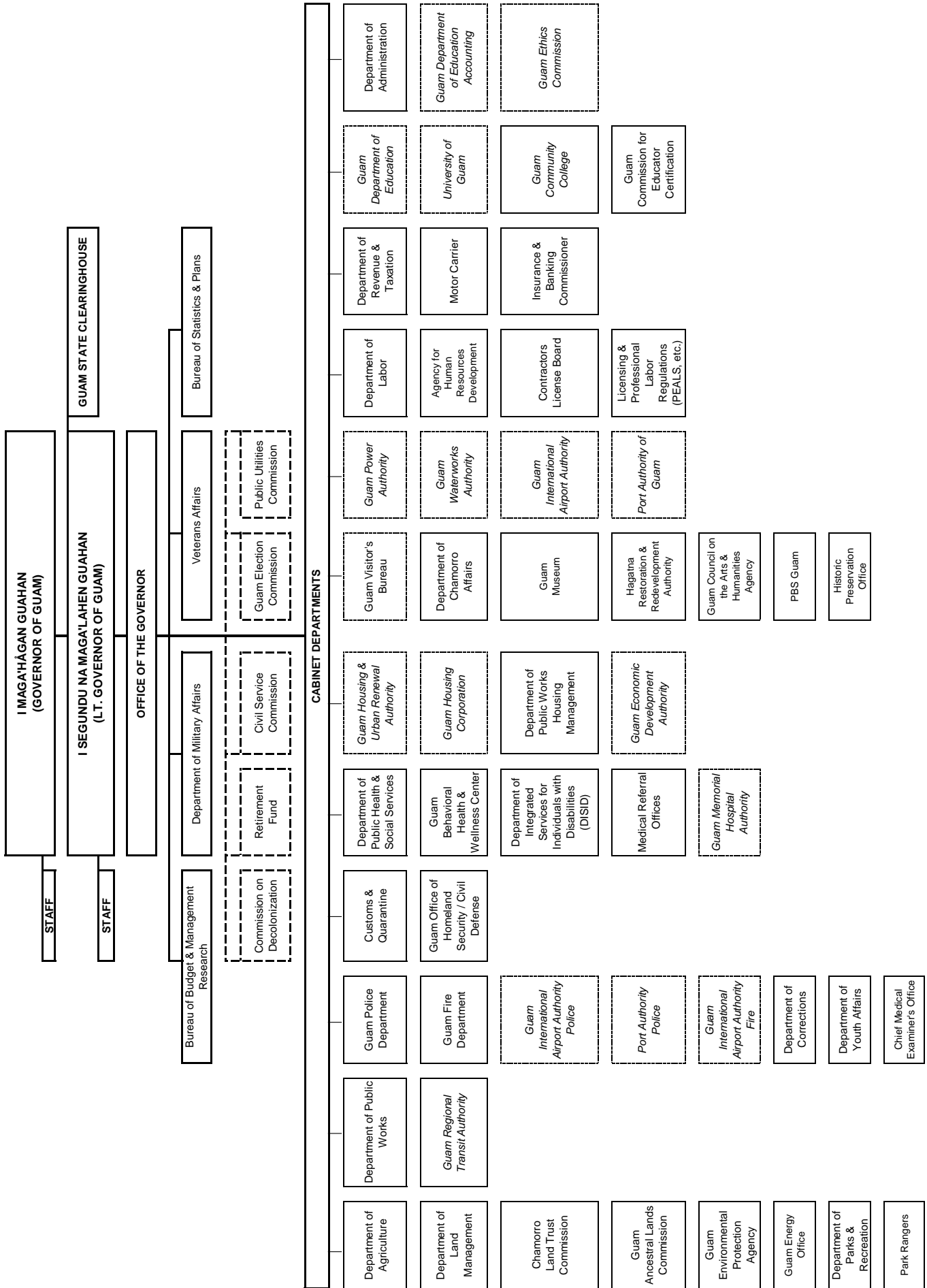
2) All costs included in this proposal are properly allocable to Federal awards on the basis of a beneficial or casual relationship between the expenses incurred and the agreements to which they are allocated in accordance with applicable requirements. Further, the same costs that have been treated as indirect costs have not been claimed as direct costs. Similar types of costs have been accounted for consistently and the Federal Government will be notified of any accounting changes that would affect the predetermined rate.

I declare that the foregoing is true and correct.

Governmental Unit: Government of Guam: 1) Bureau of Statistics and Plans; 2) Department of Agriculture; 3) Department of Mental Health and Substance Abuse; 4) Department of Military Affairs; 5) Department of Parks and Recreation; 6) Department of Public Health and Social Services; 7) Department of Public Works; 8) Department of Integrated Services for Individuals with Disabilities; 9) Department of Youth Affairs; 10) Guam Council of the Arts and Humanities; 11) Guam Energy Office; 12) Guam Environmental Protection Agency; 13) Guam Public Library; 14) Office of the Governor; 15) Attorney General’s Office- Child Support Enforcement Division; 16) Attorney General’s Office- Crime Victims Assistance Program; 17) Department of Revenue and Taxation; 18) Guam Police Department; 19) Department of Labor; 20) Department of Labor- Workforce Development & Training Division; and 21) Guam Homeland Security Office.

Signature: \_\_\_\_\_  
Name of Official: Lester L. Carlson, Jr.  
Title: Director, Bureau of Budget and Management Research  
Date of Execution: \_\_\_\_\_

**GOVERNMENT OF GUAM  
EXECUTIVE BRANCH ORGANIZATIONAL CHART**



**SUMMARY OF PROPOSED  
INDIRECT COST RATES**

**Government of Guam  
FY2022/FY2025 Indirect Cost Rate Proposal  
Summary of Proposed Rates**

	<i><b>BOSP</b></i>	<i><b>DOAg</b></i>	<i><b>GBHWC</b></i>	<i><b>DMA</b></i>	<i><b>DPR</b></i>	<i><b>DPHSS</b></i>
FY 2022 Direct Salaries Base (based on actual costs incurred)	\$1,506,640	\$3,886,225	\$13,138,485	\$2,557,960	\$1,333,290	\$23,496,009
FY2022 Indirect Cost Rate (per FY2022 Negotiated Agreement)	27.97%	3.13%	33.51%	8.52%	73.39%	20.73%
<b>FY 2022 Recoverable Indirect Costs</b>	<b>\$421,407</b>	<b>\$121,639</b>	<b>\$4,402,706</b>	<b>\$217,938</b>	<b>\$978,501</b>	<b>\$4,870,723</b>
FY 2022 Indirect Costs	\$189,818	\$27,004	\$1,750,880	\$19,081	\$462,869	\$1,467,245
FY 2022 SWCAP	\$156,433	\$104,773	\$623,517	\$141,975	\$277,245	\$2,750,929
FY 2020 Under(Over) recovery Carryforward to FY 2022	(89,246)	(172,797)	1,743,809	(3,499)	153,554	(128,016)
<b>FY 2022 Indirect Cost Pool</b>	<b>257,005</b>	<b>(41,020)</b>	<b>4,118,206</b>	<b>157,557</b>	<b>893,668</b>	<b>4,090,158</b>
FY 2022 Recoverable Indirect Costs	(421,407)	(121,639)	(4,402,706)	(217,938)	(978,501)	(4,870,723)
<b>FY 2022 Under(Over)recovery Carryforward to FY 2025</b>	<b>(164,402)</b>	<b>(162,659)</b>	<b>(284,500)</b>	<b>(60,381)</b>	<b>(84,833)</b>	<b>(780,565)</b>
FY 2025 Indirect Costs (proposed)	\$189,818	\$27,004	\$1,750,880	\$19,081	\$462,869	\$1,467,245
FY 2025 SWCAP	\$107,036	\$371,788	\$843,109	\$168,747	\$424	\$3,017,691
<b>FY 2025 Indirect Cost Pool</b>	<b>\$132,452</b>	<b>\$236,133</b>	<b>\$2,309,489</b>	<b>\$127,446</b>	<b>\$378,459</b>	<b>\$3,704,370</b>
<b>FY 2025 Direct Salaries Base (proposed)</b>	<b>\$1,506,640</b>	<b>\$3,886,225</b>	<b>\$13,138,485</b>	<b>\$2,557,960</b>	<b>\$1,333,290</b>	<b>\$23,496,009</b>
<b>FY 2025 Indirect Cost Rate</b>	<b>8.79%</b>	<b>6.08%</b>	<b>17.58%</b>	<b>4.98%</b>	<b>28.39%</b>	<b>15.77%</b>

**Government of Guam  
 FY2022/FY2025 Indirect Cost Rate Proposal  
 Summary of Proposed Rates**

	<i>DPW</i>	<i>DISID</i>	<i>DYA</i>	<i>GCAHA</i>	<i>Energy Office</i>	<i>GEPA</i>
FY 2022 Direct Salaries Base (based on actual costs incurred)	\$9,193,511	\$795,924	\$3,414,000	\$320,906	\$290,732	\$2,166,512
FY2022 Indirect Cost Rate (per FY2022 Negotiated Agreement)	23.28%	5.53%	36.61%	0.20%	13.76%	5.52%
FY 2022 Recoverable Indirect Costs	\$2,140,249	\$44,015	\$1,249,866	\$642	\$40,005	\$119,591
FY 2022 Indirect Costs	\$1,214,919	\$48,854	\$820,967	\$0	\$0	\$207,178
FY 2022 SWCAP	\$945,236	\$47,327	\$277,122	\$627	\$36,006	\$144,811
FY 2020 Under(Over) recovery Carryforward to FY 2022	191,049	(3,456)	(55,310)	(136)	(31,039)	(277,119)
FY 2022 Indirect Cost Pool	2,351,204	92,725	1,042,779	491	4,967	74,870
FY 2022 Recoverable Indirect Costs	(2,140,249)	(44,015)	(1,249,866)	(642)	(40,005)	(119,591)
FY 2022 Under(Over)recovery Carryforward to FY 2025	210,955	48,710	(207,087)	(151)	(35,038)	(44,721)
FY 2025 Indirect Costs (proposed)	\$1,214,919	\$48,854	\$820,967	\$0	\$0	\$207,178
FY 2025 SWCAP	\$670,341	\$95,860	\$156,273	\$35,188	\$10,735	\$114,314
FY 2025 Indirect Cost Pool	\$2,096,214	\$193,423	\$770,154	\$35,037	(\$24,303)	\$276,771
FY 2025 Direct Salaries Base (proposed)	\$9,193,511	\$795,924	\$3,414,000	\$320,906	\$290,732	\$2,166,512
FY 2025 Indirect Cost Rate	22.80%	24.30%	22.56%	10.92%	-8.36%	12.77%

**Government of Guam  
FY2022/FY2025 Indirect Cost Rate Proposal  
Summary of Proposed Rates**

	<i>GPLS</i>	<i>Governor's</i>	<i>AG-Child Support</i>	<i>AG-Crime Victims</i>	<i>DRT</i>	<i>GPD</i>
FY 2022 Direct Salaries Base (based on actual costs incurred)	\$676,688	\$7,898,035	\$2,357,319	\$266,761	\$8,119,239	\$25,740,394
FY2022 Indirect Cost Rate (per FY2022 Negotiated Agreement)	1.06%	4.44%	2.58%	6.96%	5.71%	3.86%
FY 2022 Recoverable Indirect Costs	\$7,173	\$350,673	\$60,819	\$18,567	\$463,609	\$993,579
FY 2022 Indirect Costs	\$10,034	\$0	\$0	\$0	\$216,968	\$286,010
FY 2022 SWCAP	\$6,706	\$274,051	\$63,680	\$18,076	\$419,117	\$815,222
FY 2020 Under(Over) recovery Carryforward to FY 2022	833	(27,415)	(217,796)	(7,579)	(20,413)	(551,212)
FY 2022 Indirect Cost Pool	17,573	246,636	(154,116)	10,497	615,672	550,020
FY 2022 Recoverable Indirect Costs	(7,173)	(350,673)	(60,819)	(18,567)	(463,609)	(993,579)
FY 2022 Under(Over)recovery Carryforward to FY 2025	10,400	(104,037)	(214,935)	(8,070)	152,063	(443,559)
FY 2025 Indirect Costs (proposed)	\$10,034	\$0	\$0	\$0	\$216,968	\$286,010
FY 2025 SWCAP	\$66,582	\$782,763	\$77,628	\$19,615	\$359,110	\$711,988
FY 2025 Indirect Cost Pool	\$87,016	\$678,726	(\$137,307)	\$11,545	\$728,141	\$554,438
FY 2025 Direct Salaries Base (proposed)	\$676,688	\$7,898,035	\$2,357,319	\$266,761	\$8,119,239	\$25,740,394
FY 2025 Indirect Cost Rate	12.86%	8.59%	-5.82%	4.33%	8.97%	2.15%

**Government of Guam  
 FY2022/FY2025 Indirect Cost Rate Proposal  
 Summary of Proposed Rates**

	<i>DOL</i>	<i>Workforce Devlpmt</i>	<i>DOL</i>	<i>GHS</i>
FY 2022 Direct Salaries Base (based on actual costs incurred)	\$3,521,749	\$1,692,901		\$1,574,210
FY2022 Indirect Cost Rate (per FY2022 Negotiated Agreement)	2.14%	12.68%		14.85%
FY 2022 Recoverable Indirect Costs	\$75,365	\$214,660		\$233,770
FY 2022 Indirect Costs	\$248,209	\$0		\$0
FY 2022 SWCAP	\$50,450	\$158,104		\$244,643
FY 2020 Under(Over) recovery Carryforward to FY 2022	(221,955)	(4,876,644)		(99,050)
FY 2022 Indirect Cost Pool	76,704	(4,718,540)		145,593
FY 2022 Recoverable Indirect Costs	(75,365)	(214,660)		(233,770)
FY 2022 Under(Over)recovery Carryforward to FY 2025	1,339	(4,933,200)		(88,177)
FY 2025 Indirect Costs (proposed)	\$248,209	\$0		\$0
FY 2025 SWCAP	\$376,258	\$90,327		\$61,448
FY 2025 Indirect Cost Pool	\$625,805	(\$4,842,873)		(\$26,729)
FY 2025 Direct Salaries Base (proposed)	\$3,521,749	\$1,692,901		\$1,574,210
FY 2025 Indirect Cost Rate	17.77%	-286.07%		-1.70%

INDIRECT COST RATE PROPOSAL  
RATE CALCULATION

BUREAU OF STATISTICS AND PLANS

**GOVERNMENT OF GUAM  
BUREAU OF STATISTICS AND PLANS  
NATURE AND EXTENT OF SERVICES**

The Bureau of Statistics and Plans provides technical assistance and support in an effort to integrate and coordinate all levels of planning relative to socio-economic, coastal management, geographic and planning information systems. It facilitates the creation of a comprehensive planning process that addresses the long-range development of the island. The Bureau also ensures consistency among plans, policies, and programs, through assessment of each individual scheme and its place in the overall comprehensive development plan. Additionally, it provides recommendations to the Governor on proposed plans and policies affecting the island and serves as the Secretariat for the Modernization & Rightsizing Commission of the Government of Guam (COMRIGHT-21)

An indirect cost rate is proposed for the department to charge for its appropriate share of the fiscal year 2020 government wide central service costs allocation and, department-wide administrative costs.

**Bureau of Statistics and Plans**  
**Carryforward and Indirect Cost Rate Computation w/Federal Percentage**  
**Fiscal Year Ending September 30, 2022**

<b>TITLE/DESCRIPTION</b>	<b>YEAR- ENDING AMOUNT</b>
FY 2022 Direct Salaries Base (based on actual costs incurred)	\$1,506,640
FY 2022 Indirect Cost Rate (per FY 2022 Negotiation Agreement)	27.97%
FY 2022 Recoverable Indirect Costs	<u>\$421,407</u>
FY 2022 Indirect Costs	\$189,818
FY 2022 SWCAP	\$156,433
FY 2019 Under(Over) recovery Carryforward to FY 2022	(89,246)
FY 2022 Indirect Cost Pool	<u>257,005</u>
FY 2022 Recoverable Indirect Costs	(421,407)
FY 2022 Under(Over)recovery Carryforward to FY 2025	<u>(164,402)</u>
FY 2025 Indirect Costs (proposed)	\$189,818
FY 2025 SWCAP	\$107,036
FY 2025 Indirect Cost Pool	<u>\$132,452</u>
FY 2025 Direct Salaries Base (proposed) <sup>1/</sup>	<u>\$1,506,640</u>
FY 2025 Indirect Cost Rate	<u>8.79%</u>

<b>Salaries and Wages</b>		
Local	695,167	46.14%
Federal	811,473	53.86%
	<b>1,506,640</b>	<b>100.00%</b>

1/ Federal funding percentage      53.86%

**GOVERNMENT OF GUAM  
INDIRECT COST RATE PROPOSAL - SHORT FORM METHOD  
FOR FISCAL YEAR ENDED SEPTEMBER 30, 2022**

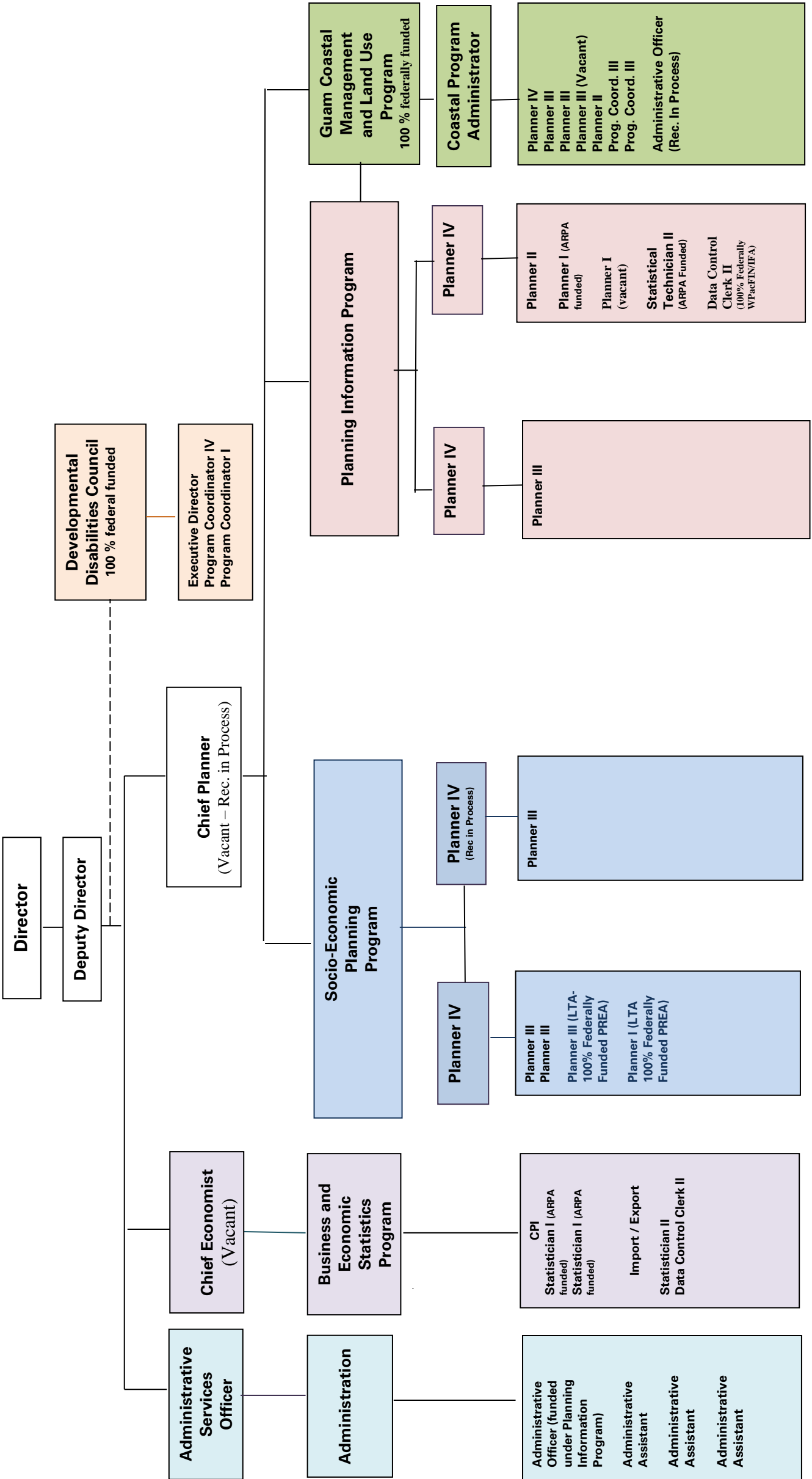
**DEPARTMENT:  
Bureau of Statistics and Plans**

	<b>Total Costs <u>Incurred</u></b>	<b>Excludable Costs</b>	<b>Unallowable Costs</b>	<b>Direct Costs</b>		<b>Indirect Costs</b>
				<b>Salaries &amp; Wages</b>	<b>Other</b>	
<b><u>Divisions/Bureaus</u></b>						
All Local Programs	987,765	-	-	695,167	292,597	-
All Federal Programs	3,866,335	-	170,332	811,473	2,884,530	-
<b>Total Direct Costs</b>	<b>4,854,099</b>	<b>-</b>	<b>170,332</b>	<b>1,506,640</b>	<b>3,177,127</b>	<b>-</b>
<b><u>Departmental Indirect Costs</u></b>						
General Administration	189,818	-	-	-	-	189,818
<b>Total Departmental Indirect Costs</b>	<b>189,818</b>	<b>-</b>	<b>-</b>	<b>-</b>	<b>-</b>	<b>189,818</b>
<b>TOTAL</b>	<b>5,043,917</b>	<b>-</b>	<b>170,332</b>	<b>1,506,640</b>	<b>3,177,127</b>	<b>189,818</b>
<b><u>Central Service Cost Allocation Plan</u></b>						
Division of Accounts & Payroll	14,313					14,313
Federal Grants Division	8,755					8,755
Treasurer's Office	3,535					3,535
General Services Agency	26,898					26,898
Human Resources Division	21,354					21,354
Office of Technology (Data Processing)	11,786					11,786
DPW-Building Maintenance Division	2,151					2,151
Bureau of Budget & Mgmt Research	13,977					13,977
Civil Service Commission	3,186					3,186
Retirement Fund	14,682					14,682
<b>TOTAL</b>	<b>120,635</b>					<b>120,635</b>

**Government of Guam**  
**Bureau of Statistics & Plans**  
**Fiscal Year 2022 - Federal Grants**

CFDA#	Funding Agency	Program Title	Grant Award No.	Award
11.031	National Telecommunications & Information Administration	BROADBAND INFRASTR PROG - GTA	66-08-I2208	\$1,410,545.25
11.031	National Telecommunications & Information Administration	BROADBAND INFRASTR PROG - ITE	66-08-I2208	\$11,360,146.93
11.307	U.S. Department of Commerce	TOURISM RECOVERY PLAN	077907663 URI 115516	\$390,000.00
11.307	U.S. Department of Commerce	ECONOMIC ADJUSTMENT ASSISTANCE	ED22SEA3070010	\$1,000,000.00
11.307	U.S. Department of Commerce	FY22 ARPA TRAVEL TOURISM	07-79-07788	\$2,439,836.00
11.307	U.S. Department of Commerce	FY21 ARPA TRAVEL TOURISM	07-69-07891	\$80,800.00
11.407	U.S. Department of Commerce	DATA COLLECT/ENTRY FISHERY MGMT	NA18NMF4070168	\$82,545.00
11.419	U.S. Department of Commerce	GUAM COASTAL MGMT PRG SEC 306	NA18NOS4190202	\$9,660,000.00
11.419	U.S. Department of Commerce	GUAM COASTAL MGMT PRG SEC 309	NA18NOS4190202	\$75,000.00
11.419	U.S. Department of Commerce	GUAM COASTAL MGMT PROG - 306	NA19NOS4190165	\$1,050,000.00
11.419	U.S. Department of Commerce	GUAM COASTAL MGMT PRG SEC 309	NA19NOS4190165	\$1,050,000.00
11.419	U.S. Department of Commerce	GUAM COASTAL MGMT PROG - 306	NA20NOS4190178	\$997,000.00
11.419	U.S. Department of Commerce	GUAM COASTAL MGMT PRG SEC 309	NA20NOS4190178	\$75,000.00
11.419	U.S. Department of Commerce	GUAM COASTAL MGMT PROG - 306	NA21NOS4190154	\$1,019,000.00
11.419	U.S. Department of Commerce	GUAM COASTAL MGMT PRG SEC 309	NA21NOS4190154	\$79,000.00
11.437	U.S. Department of Commerce	WEST PAC FISHERY INFO NETWORK	NA19NMF4370187	\$195,000.00
11.452	U.S. Department of Commerce	STUDENT MICROPLASTICS RESEARCH	NA21NMF4520513	\$8,117.00
11.482	U.S. Department of Commerce	CORAL REEF CONSRV PRG FY19-20	NA19NOS4820057	\$850,000.00
11.482	U.S. Department of Commerce	STATE-TERR CORAL REEF CONSERV	NA21NOS4820018	\$978,622.00
15.663	U.S. Department of the Interior	NATL FISH & WILDLIFE FOUNDTION	800621073841	\$127,650.00
15.875	U.S. Department of the Interior	HOUSEHOLD INC/EXP SURVEY-TAP	D18AP00141	\$494,657.00
15.875	U.S. Department of the Interior	TECH ASST-NEEDS ASSESS GOVGU	D19AP00068	\$300,500.00
15.875	U.S. Department of the Interior	TECH ASST-COST/METHD CFA IMPCT	D19AP00069	\$280,000.00
15.875	U.S. Department of the Interior	3D MAPPING OF GUAM CORAL REEF	CRI-GU-23	\$184,535.00
15.875	U.S. Department of the Interior	TAP-CUSTOMS & IMPORT OPS MODRN	D20AP00071	\$300,500.00
15.875	U.S. Department of the Interior	CORAL REEF NATURAL RESOURCES	D20AP00092	\$103,057.00
15.875	U.S. Department of the Interior	CORAL REEF NATURAL RESRCS FY21	D21AP10200-00	\$299,547.00
15.875	U.S. Department of the Interior	TAP GU 2050 SUSTANABILITY PLAN	D21AP10204-00	\$759,902.00
15.875	U.S. Department of the Interior	DRONE FOR PUBL SAFETY AGENCIES	D22AP00125-00	\$178,750.00
16.034	U.S. Department of Justice	CORONAVIRUS EMERGENCY RESPONSE	2020VDBX0029	\$2,932,867.00
16.593	U.S. Department of Justice	RES SUB ABUSE TRMT FOR PRISNRS	2018J2BX0010	\$110,818.00
16.593	U.S. Department of Justice	RES SUB ABUSE TRMT FOR PRISNRS	2019J2BX0026	\$110,937.00
16.593	U.S. Department of Justice	FY20 RES SUB ABSE TRMT GRANT	2020J2BX0020	\$114,294.00
16.593	U.S. Department of Justice	FY21 RES SUB ABSE TRMT GRANT	15PBJA21GG00053RSAT	\$124,437.00
16.738	U.S. Department of Justice	EDWARD BYRNE JUSTIC ASSISTANCE	2017MUBX0656	\$633,781.00
16.738	U.S. Department of Justice	EDWARD BYRNE JUSTIC ASSISTANCE	2018MUBX0712	\$642,984.34
16.738	U.S. Department of Justice	EDWARD BYRNE JUSTICE ASSISTNCE	2019MUBX0021	\$633,188.00
16.738	U.S. Department of Justice	EDWARD BYRNE JAG AWARD FY2020	2020MUBX0044	\$585,311.00
16.738	U.S. Department of Justice	PRISON RAPE ELIM ACT(PREA)FY20	2020XTBX0007	\$30,530.00
16.738	U.S. Department of Justice	EDWARD BYRNE JAG AWARD FY2021	15PBJA21GG00243MUMU	\$679,111.00
16.738	U.S. Department of Justice	PREA REALLOCATION FUNDS FY2021	15PBJA21GG00329JAGP	\$35,441.00
16.738	U.S. Department of Justice	EDWARD BYRNE JAG AWARD FY2022	15PBJA22GG00654MUMU	\$697,893.00
16.742	U.S. Department of Justice	PAUL COVERDELL FORENSIC SCIENC	2018CDBX0007	\$271,960.00
16.742	U.S. Department of Justice	PAUL COVERDELL FORENSIC SCIENC	2019CDBX0006	\$272,275.00
16.742	U.S. Department of Justice	PAUL COVERDELL FORENSIC SCIENC	2020CDBX0007	\$264,698.00
16.742	U.S. Department of Justice	PAUL COVERDELL GRANT (FY2021)	15PBJA21GG02899COVE	\$296,966.00
16.751	U.S. Department of Justice	PRISON RAPE ELIM ACT (PREA)	2019XTBX0012	\$32,997.00
93.630	U.S. Department of Health & Human Services	GU DEVELOPMENTAL DISAB COUNCIL	2001GUSCDD-00	\$277,608.00
93.630	U.S. Department of Health & Human Services	GU DEVELOPMENTAL DISAB COUNCIL	2101GUSCDD-00	\$280,998.00
93.630	U.S. Department of Health & Human Services	EXPAND ACCESS COVID19 VACCINES	2101GUSCC5-00	\$13,902.00
93.630	U.S. Department of Health & Human Services	GU DEVELOPMENTAL DISAB COUNCIL	2201GUSCDD-00	\$274,744.00
93.630	U.S. Department of Health & Human Services	EXPAND DISABILITY NETWORK GDCC	2201GUSCPH-00	\$95,319.00
97.036	U.S. Department of Homeland Security	DOLPHIN GRANTEE - BSP CAT B	PA09GU4224PW00020	\$9,141.50
<b>Total</b>				<b>\$45,251,911.02</b>

**Bureau of Statistics and Plans**  
 Organizational Chart  
**Fiscal Year 2025**  
 (Updated: 2/5/23)



DEPARTMENT OF AGRICULTURE

**GOVERNMENT OF GUAM  
DEPARTMENT OF AGRICULTURE  
NATURE AND EXTENT OF SERVICES**

The Department of Agriculture ensures the development, conservation, and productivity of the island's agricultural sector, including the livestock, forestry and commercial fishing industries. It assists farmers and others engaged in agriculture, mariculture, and aquaculture. Other functions involve the provision of equipment subsidies, spraying services and technical assistance. The Department promotes forestry, soil, and water resource conservation practices; provides seedling and fruit trees through its plant nursery program; and enforces conservation laws against illegal hunting or fishing and implements animal health programs.

An indirect cost rate is proposed for the department to charge for its appropriate share of the fiscal year 2020 government wide central service costs allocation.

**Department of Agriculture**  
**Carryforward and Indirect Cost Rate Computation w/Federal Percentage**  
**Fiscal Year Ending September 30, 2022**

TITLE/DESCRIPTION	YEAR- ENDING AMOUNT
FY 2022 Direct Salaries Base (based on actual costs incurred)	\$3,886,225
FY 2022 Indirect Cost Rate (per FY 2022 Negotiation Agreement)	3.13%
FY 2022 Recoverable Indirect Costs	\$121,639
FY 2022 Indirect Costs	\$27,004
FY 2022 SWCAP	\$104,773
FY 2019 Under(Over) recovery Carryforward to FY 2022	(172,797)
FY 2022 Indirect Cost Pool	(41,020)
FY 2022 Recoverable Indirect Costs	(121,639)
FY 2022 Under(Over)recovery Carryforward to FY 2025	(162,659)
FY 2025 Indirect Costs (proposed)	\$27,004
FY 2025 SWCAP	\$371,788
FY 2025 Indirect Cost Pool	\$236,133
FY 2025 Direct Salaries Base (proposed) <sup>1/</sup>	\$3,886,225
FY 2025 Indirect Cost Rate	6.08%

Salaries and Wages		
Local	2,473,660	63.65%
Federal	1,412,565	36.35%
	3,886,225	100.00%

1/ Federal funding percentage      36.35%

**GOVERNMENT OF GUAM  
INDIRECT COST RATE PROPOSAL - SHORT FORM METHOD  
FOR FISCAL YEAR ENDED SEPTEMBER 30, 2022**

**DEPARTMENT:  
Department of Agriculture**

	<b>Total Costs Incurred</b>	<b>Excludable Costs</b>	<b>Unallowable Costs</b>	<b>Direct Costs</b>		<b>Indirect Costs</b>
				<b>Salaries &amp; Wages</b>	<b>Other</b>	
<b><u>Divisions/Bureaus</u></b>						
All Local Programs	4,299,412	-	29,026	2,473,660	1,796,726	-
All Federal Programs	2,953,237	-	171,349	1,412,565	1,369,324	-
<b>Total - Direct Costs</b>	<b>7,252,649</b>	<b>-</b>	<b>200,374</b>	<b>3,886,225</b>	<b>3,166,050</b>	<b>-</b>
<b><u>Departmental Indirect Costs</u></b>						
General Administration	27,004	-	-	-	-	27,004
<b>Total- Departmental Indirect Costs</b>	<b>27,004</b>	<b>-</b>	<b>-</b>	<b>-</b>	<b>-</b>	<b>27,004</b>
<b>TOTAL</b>	<b>7,279,653</b>	<b>-</b>	<b>200,374</b>	<b>3,886,225</b>	<b>3,166,050</b>	<b>27,004</b>
<b><u>Central Service Cost Allocation Plan</u></b>						
Division of Accounts & Payroll	19,359					19,359
Federal Grants Division	15,176					15,176
Treasurer's Office	4,781					4,781
General Services Agency	70,686					70,686
Human Resources Division	47,884					47,884
Office of Technology (Data Processing)	15,941					15,941
DPW-Building Maintenance Division	18,551					18,551
Bureau of Budget & Mgmt Research	31,341					31,341
Civil Service Commission	8,109					8,109
Retirement Fund	37,372					37,372
<b>TOTAL</b>	<b>269,198</b>					<b>269,198</b>

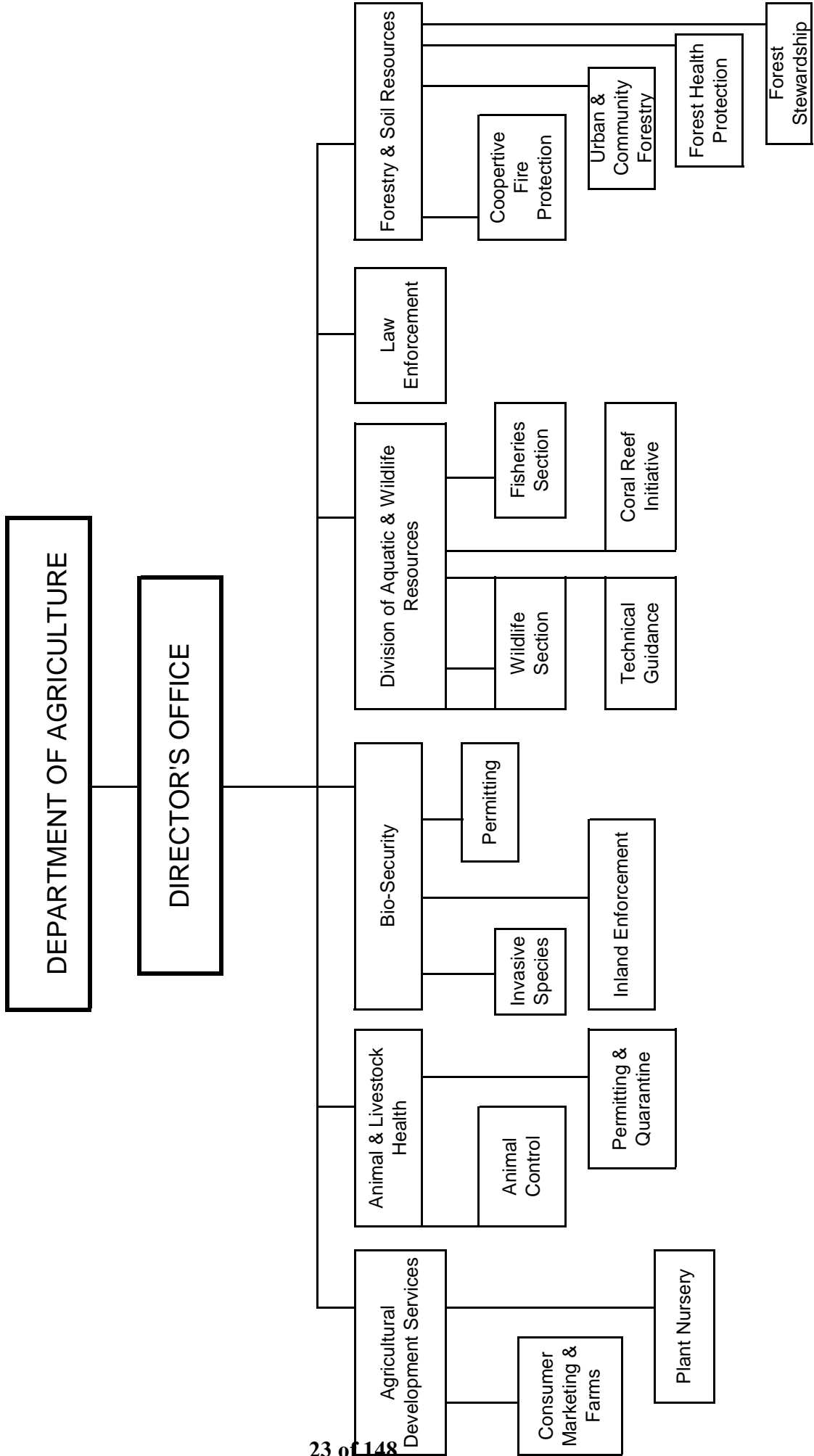
**Government of Guam  
Department of Agriculture  
Fiscal Year 2022 - Federal Grants**

CFDA#	Funding Agency	Program Title	Grant Award No.	Award
10.170	U.S. Department of Agriculture	SEED DISTR SYS-EGGPLNTS/PEPPRS	AM180100XXXXG048	\$242,726.02
10.170	U.S. Department of Agriculture	UNGULATE CONTRL/ROOT CROP PROD	AM190100XXXXG051	\$243,681.38
10.170	U.S. Department of Agriculture	RECOVERY PROD DISTRB ROOT CROP	AM200100XXXXG039	\$243,607.45
10.170	U.S. Department of Agriculture	IMPROVING HOT PEPPER PRODUCTN	21SCBPGU1016-00	\$245,554.26
10.170	U.S. Department of Agriculture	FARMER SUPPRT/FARMER INITIATVE	21SCBPGU1088-00	\$326,711.78
10.170	U.S. Department of Agriculture	INTRO OF BLACK PEPPER STOCK	AM22SCBPGU1149-00	\$245,554.42
10.179	U.S. Department of Agriculture	MICRO-GRANTS FOR FOOD SECURITY	AM200100XXXXG130	\$121,159.80
10.179	U.S. Department of Agriculture	MICRO-GRANTS FOR FOOD SECURITY	21MGFSPGU1001-00	\$133,002.50
10.179	U.S. Department of Agriculture	BOLSTERING & IMPROVING FOOD	AM22MGFSPGU1009-01	\$142,857.14
10.182	U.S. Department of Agriculture	LOCAL FOOD PURCHASE ASSISTANCE	AM22LFPA0000C014	\$300,000.00
10.525	U.S. Department of Agriculture	FARM & RANCH STRESS ASSES/SPRT	2021-70035-35576	\$500,000.00
10.664	U.S. Department of Agriculture	LANDSCAPE SCALE RESTORATION	18DG11052021-221	\$198,000.00
10.664	U.S. Department of Agriculture	COOPERATIVE FIRE PROTECTION	20DG11052012-129	\$200,000.00
10.664	U.S. Department of Agriculture	URBAN & COMMUNITY FORESTRY	20DG11052021-204	\$77,650.00
10.664	U.S. Department of Agriculture	COOPERATIVE FOREST HEALTH PROT	20DG11052021-204	\$10,000.00
10.664	U.S. Department of Agriculture	FOREST STEWARDSHIP	20DG11052021-204	\$285,000.00
10.664	U.S. Department of Agriculture	WILDLAND FIRE INVESTIG TRAINING	20DG11052012-137	\$105,000.00
10.664	U.S. Department of Agriculture	WEATHER ASSESS - RAW5	20DG11052012-138	\$25,000.00
10.664	U.S. Department of Agriculture	COOPERATIVE FIRE PROTECTION	21DG11052012-134	\$200,000.00
10.664	U.S. Department of Agriculture	COOPERATIVE FIRE COMM ENGAGEMT	21DG11052012-145	\$105,800.00
10.664	U.S. Department of Agriculture	COOPERATIVE FOREST HEALTH PROT	22DG11052021-234	\$40,000.00
10.664	U.S. Department of Agriculture	FOREST STEWARDSHIP	22DG11052021-234	\$60,000.00
10.678	U.S. Department of Agriculture	FOREST STEWARDSHIP BIOCHAR	20DG11052021-209	\$15,999.00
10.698	U.S. Department of Agriculture	COOPERATIVE FIRE PROTECTION	22DG11052012-138	\$200,000.00
10.698	U.S. Department of Agriculture	COOP FIRE PROG FIRE ASSIST	22DG11052012-125	\$60,510.00
10.766	U.S. Department of Agriculture	EMERGENCY RURAL HEALTH CARE	USDA-RHS-ERHC-2021	\$338,540.00
11.437	U.S. Department of Commerce	WEST PAC FISHERY 2019-2022	NA19NMF4370182	\$160,000.00
11.452	U.S. Department of Commerce	DISPOSAL OF MONOFILAMENT LINES	NA20NMF4520187	\$13,000.00
11.454	U.S. Department of Commerce	SEA TURTLE-FIBROPAPILLOMALOSIS	NA21NMF4540308	\$20,000.00
11.472	U.S. Department of Commerce	BATTLING HUNGER/NA BOKA	NA18NMF4720007	\$113,000.00
15.605	U.S. Department of the Interior	AQUATIC EDUCATION PROG FY15/16	F15AF01155	\$799,965.00
15.605	U.S. Department of the Interior	MASSO RESERVOIR MAINTENANCE	F16AF01010	\$155,720.00
15.605	U.S. Department of the Interior	MERIZO BOAT RAMP/PIER MAINTEN	F16AF01012	\$342,207.00
15.605	U.S. Department of the Interior	FISH & WILDLIFE COORD STORAGE	F18AF01263-001	\$100,000.00
15.605	U.S. Department of the Interior	GUAM FISH AND WILDLIFE COORDIN	F19AF00987	\$1,036,491.00
15.605	U.S. Department of the Interior	SPORT FISH RESTORATION PGM MGT	F19AF01182	\$241,007.00
15.605	U.S. Department of the Interior	VISUAL STOCK ASSESSMENT FY20	F19AF01217	\$229,908.00
15.605	U.S. Department of the Interior	MAINT/REDEPLOY DAWR FADS	F19AF1015	\$216,774.00
15.605	U.S. Department of the Interior	MAINT OF PUBLIC BOAT RAMP	F19AF01210	\$132,310.00
15.605	U.S. Department of the Interior	CONSTR OF AGAT MAINA DOCK B	F19AF01199	\$527,633.00
15.605	U.S. Department of the Interior	MAINT GU SHALLOW WATER MOORING	F20AF00102	\$142,002.00
15.605	U.S. Department of the Interior	FISH STOCK ASSESSMENT SURVEYS	F20AF12069-00	\$61,491.00
15.605	U.S. Department of the Interior	PLATFORM REMOVAL/REPLACE FY22	F21AF03990-00	\$2,038.00
15.605	U.S. Department of the Interior	INSHORE FISHERIES SURVEY FY22	F21AF04011-00	\$150,908.00
15.605	U.S. Department of the Interior	OFFSHORE FISHERIES SURVEY FY22	F21AF03995-00	\$146,778.00
15.605	U.S. Department of the Interior	FISH & WILDLIFE TECH GUIDANCE	F21AF03994-00	\$311,272.00
15.605	U.S. Department of the Interior	MASSO RESERVOIR MONITOR PROJ	F21AF03999-00	\$15,638.00
15.605	U.S. Department of the Interior	POP DYNAMICS OF RABBIT FISH	F21AF03981-00	\$123,961.00
15.605	U.S. Department of the Interior	MAINT OF CULTURAL/ED SIGNS	F21AF04000-00	\$111,248.00
15.605	U.S. Department of the Interior	MAINT/REPAIR FISHING PLATFORMS	F21AF03989-00	\$100,171.00
15.605	U.S. Department of the Interior	FAD DEPLOY & MAINTENANCE FY22	F21AF03993-00	\$484,642.00
15.605	U.S. Department of the Interior	REPLACEMENT MALESSO BOAT RAMP	F21AF03996-00	\$186,280.00
15.611	U.S. Department of the Interior	GUAM WILDLIFE RESTORATION PROG	F14AF01263	\$637,572.00
15.611	U.S. Department of the Interior	GUAM WILDLIFE RESTORATION PROG	F16AF01084	\$908,532.00
15.611	U.S. Department of the Interior	MONITOR KOKO/NAT HIST GU/CNMI	F17AF00912	\$554,042.00

**Government of Guam  
Department of Agriculture  
Fiscal Year 2022 - Federal Grants**

CFDA#	Funding Agency	Program Title	Grant Award No.	Award
15.611	U.S. Department of the Interior	PREDATOR CONTROL PROGRAM BLDG	F17AF00913	\$694,351.00
15.611	U.S. Department of the Interior	YAYAGUAK MONITORING/ENHANCEMNT	F17AF00940	\$113,887.14
15.611	U.S. Department of the Interior	HUNTER EDUCATION PRG FY19	F18AF01255	\$377,071.00
15.611	U.S. Department of the Interior	GUAM GAME MANAGEMENT FY2019	F18AF01254	\$86,255.00
15.611	U.S. Department of the Interior	PULATTAT POPULATION FY20-FY21	F19AF01127	\$196,425.00
15.611	U.S. Department of the Interior	INVENTORY-MONITOR BIRDS & BATS	F19AF01140	\$87,622.00
15.611	U.S. Department of the Interior	CTRL OF VERTEBRATE THREATS	F19AF01185	\$322,640.00
15.611	U.S. Department of the Interior	WILDLIFE DATA ARCHIVING FY20	F19AF01184	\$49,995.00
15.611	U.S. Department of the Interior	SIHEK CONSERV TRANSLOC-REINTRO	F20AF12004-00	\$108,263.00
15.611	U.S. Department of the Interior	QUANT PRED OF ECO IMPACT-SIHEK	F20AF12070-00	\$84,028.00
15.611	U.S. Department of the Interior	EVALUATING MONITOR LIZARD CTRL	F20AF12007-00	\$145,000.00
15.611	U.S. Department of the Interior	PALMYRA ATOLL ENVIRO ASSESSMNT	F20AF12005-00	\$63,527.00
15.611	U.S. Department of the Interior	WILDLIFE RESTORATION PROG MGMT	F21AF03991-00	\$218,000.00
15.611	U.S. Department of the Interior	MONITOR KOKO/NAT HIST GU/CNMI	F21AF04012-00	\$55,663.00
15.611	U.S. Department of the Interior	CTRL OF VERTEBRATE THREAT FY22	F21AF03998-00	\$265,558.00
15.611	U.S. Department of the Interior	SALI POPULATION/NEST MONITOR	F21AF03997-00	\$232,641.00
15.611	U.S. Department of the Interior	BTS CONTROL ON DANO ISLAND	F21AF04013-00	\$958,208.00
15.615	U.S. Department of the Interior	CAPTIVE BREED-RAIL/KINGFISHER	F16AF01007	\$482,332.59
15.615	U.S. Department of the Interior	CAPTIVE BREED-RAIL/KINGFISHER	F18AF01285	\$512,037.34
15.615	U.S. Department of the Interior	ESTAB POPULATION OF KOKO-ROTA	F18AF01286	\$15,400.00
15.615	U.S. Department of the Interior	TEN 4MX2.5X3M SIHEK ENCLOSURES	F19AF00774	\$50,000.00
15.615	U.S. Department of the Interior	FOOD SUPPLY CAPTVE KO'KO SIHEK	F19AF00773	\$105,000.00
15.615	U.S. Department of the Interior	GU ES COMPLETE SIHEK RELEASE	F21AP00245-00	\$98,283.00
15.615	U.S. Department of the Interior	ISLANDWIDE HABITAT CONSERV PLN	F20AP00354	\$999,100.00
15.615	U.S. Department of the Interior	AVICULTURAL MGMT KOKO & SIHEK	F21AP00244-00	\$503,694.33
15.615	U.S. Department of the Interior	AVICULTURAL MGMT KOKO & SIHEK	F21AP03782	\$367,666.01
15.615	U.S. Department of the Interior	COCOS ISL EMOIA SLEVINI SURVEY	F21AP03970-00	\$65,000.00
15.622	U.S. Department of the Interior	HARBOR OF REFUGE PHASE II	F14AP00191	\$86,181.00
15.622	U.S. Department of the Interior	HARBOR OF REFUGE PHASE III	F16AP00261	\$200,000.00
15.622	U.S. Department of the Interior	HARBOR OF REFUGE PHASE IV	F17AP00486	\$200,000.00
15.622	U.S. Department of the Interior	HARBOR OF REFUGE PHASE V	F19AP00334	\$200,000.00
15.626	U.S. Department of the Interior	GAME CARE WORKSHOP-R3 STRATEGY	F18AF01259	\$13,300.00
15.626	U.S. Department of the Interior	SURVEY OF HUNTER DEMO REC R3	F19AF01211	\$13,300.00
15.634	U.S. Department of the Interior	MARIANA 8-SPOT BUTTERFLY PROG	F13AF01300	\$23,212.00
15.634	U.S. Department of the Interior	TERRESTRIAL SNAIL INVENTORY	F17AF01204	\$68,220.00
15.634	U.S. Department of the Interior	COCOS ISL HERPETOLOGICAL INVNT	F17AF01203	\$10,000.00
15.634	U.S. Department of the Interior	SUPPL FEED-MICRON KINGFISHER	F17AF01206	\$21,095.00
15.634	U.S. Department of the Interior	SEA TURTLE NEST HABITAT ASSESS	F18AF01176	\$126,214.00
15.634	U.S. Department of the Interior	STATE WILDLIFE GRANT PRG COORD	F18AF01175	\$73,223.00
15.634	U.S. Department of the Interior	ENHANCE REEF FISH POPULATIONS	F19AF01222	\$172,664.00
15.634	U.S. Department of the Interior	FINANCIAL SUPPRT AZA INSTITUTN	F20AF12009-00	\$25,000.00
15.634	U.S. Department of the Interior	COCOS JINAPSAN SEA TURTLE NEST	F21AF03992-00	\$101,119.00
15.875	U.S. Department of the Interior	ENHNC CONSRV COMM-GUAM DOAG	D19AP00074	\$133,289.00
15.875	U.S. Department of the Interior	FY19 GUAM DAWR BTS PROGRAM	D19AP00135	\$75,000.00
15.875	U.S. Department of the Interior	BROWN TREESNAKE PROGRAM	D20AP00062	\$125,000.00
15.875	U.S. Department of the Interior	CAPTIVE BREEDING FACIL REPAIR	D20AP00174	\$32,000.00
15.875	U.S. Department of the Interior	FY21 BROWN TREESNAKE PROGRAM	D21AP10169-00	\$100,000.00
15.875	U.S. Department of the Interior	CORAL REEF INITIATIVE PROGRAM	D22AP00199-00	\$163,526.00
15.875	U.S. Department of the Interior	FY23 CHALLENGE THE SNAKE - KIK	D22AP00293-00	\$100,000.00
97.036	U.S. Department of Homeland Security	DOLPHIN GRANTEE-AGR CAT A	PA09GU4224PW00031	\$7,875.36
97.036	U.S. Department of Homeland Security	PA DR4495 DOAG PPE/OT PW00001	PA09GU4495PW00001(0)	\$39,984.38
97.036	U.S. Department of Homeland Security	PA DR4495 DOAG QF/OT PW00030	PA09GU4495PW00030(0)	\$72,423.32
<b>Total</b>				<b>\$22,131,217.22</b>

**GOVERNMENT OF GUAM  
DEPARTMENTAL ORGANIZATIONAL CHART  
FISCAL YEAR 2025  
ECONOMIC DEVELOPMENT**



**CHELSA D. MUNA**  
 \_\_\_\_\_  
 DIRECTOR'S SIGNATURE      DATE

**GUAM BEHAVIORAL HEALTH  
AND WELLNESS CENTER**

**GOVERNMENT OF GUAM  
GUAM BEHAVIORAL HEALTH AND WELLNESS CENTER  
NATURE AND EXTENT OF SERVICES**

The Guam Behavioral Health and Wellness Center is responsible to provide mental health programs and services for children, adolescents, and adults suffering from ailments such as mental disorders, emotional disturbances, behavioral problems, familial dysfunctions and drug and alcohol abasement. The Department also maintains residential and day treatment services such as the Guma Man Hoben, Guma Ifil and New Beginnings programs. The Department became the primary agency to manage the Level of Care and Guma Bethesda Programs that were transferred from DISID. It also operates an acute psychiatric inpatient facility and provides emergency consultations to related agencies and clinics, and offers a 24-hour telephone crisis intervention to all island residents and provides educational training for mental health and drug prevention and abuse programs.

An indirect cost rate is proposed for the department to charge for its appropriate share of the fiscal year 2020 government wide central service costs allocation and department-wide administrative costs.

**Guam Behavioral Health & Wellness Center**  
**Carryforward and Indirect Cost Rate Computation w/Federal Percentage**  
**Fiscal Year Ending September 30, 2022**

<b>TITLE/DESCRIPTION</b>	<b>YEAR- ENDING AMOUNT</b>
FY 2022 Direct Salaries Base (based on actual costs incurred)	\$13,138,485
FY 2022 Indirect Cost Rate (per FY 2022 Negotiation Agreement)	33.51%
FY 2022 Recoverable Indirect Costs	<u>\$4,402,706</u>
FY 2022 Indirect Costs	\$1,750,880
FY 2022 SWCAP	\$623,517
FY 2019 Under(Over) recovery Carryforward to FY 2022	1,743,809
FY 2022 Indirect Cost Pool	<u>4,118,206</u>
FY 2022 Recoverable Indirect Costs	(4,402,706)
FY 2022 Under(Over)recovery Carryforward to FY 2025	<u>(284,500)</u>
FY 2025 Indirect Costs (proposed)	\$1,750,880
FY 2025 SWCAP	\$843,109
FY 2025 Indirect Cost Pool	<u>\$2,309,489</u>
FY 2025 Direct Salaries Base (proposed) <sup>1/</sup>	<u>\$13,138,485</u>
FY 2025 Indirect Cost Rate	<u>17.58%</u>

<b>Salaries and Wages</b>		
Local	8,925,850	67.94%
Federal	4,212,635	32.06%
	<b>13,138,485</b>	<b>100.00%</b>

<sup>1/</sup> Federal funding percentage 32.06%

**GOVERNMENT OF GUAM  
INDIRECT COST RATE PROPOSAL - SHORT FORM METHOD  
FOR FISCAL YEAR ENDED SEPTEMBER 30, 2022**

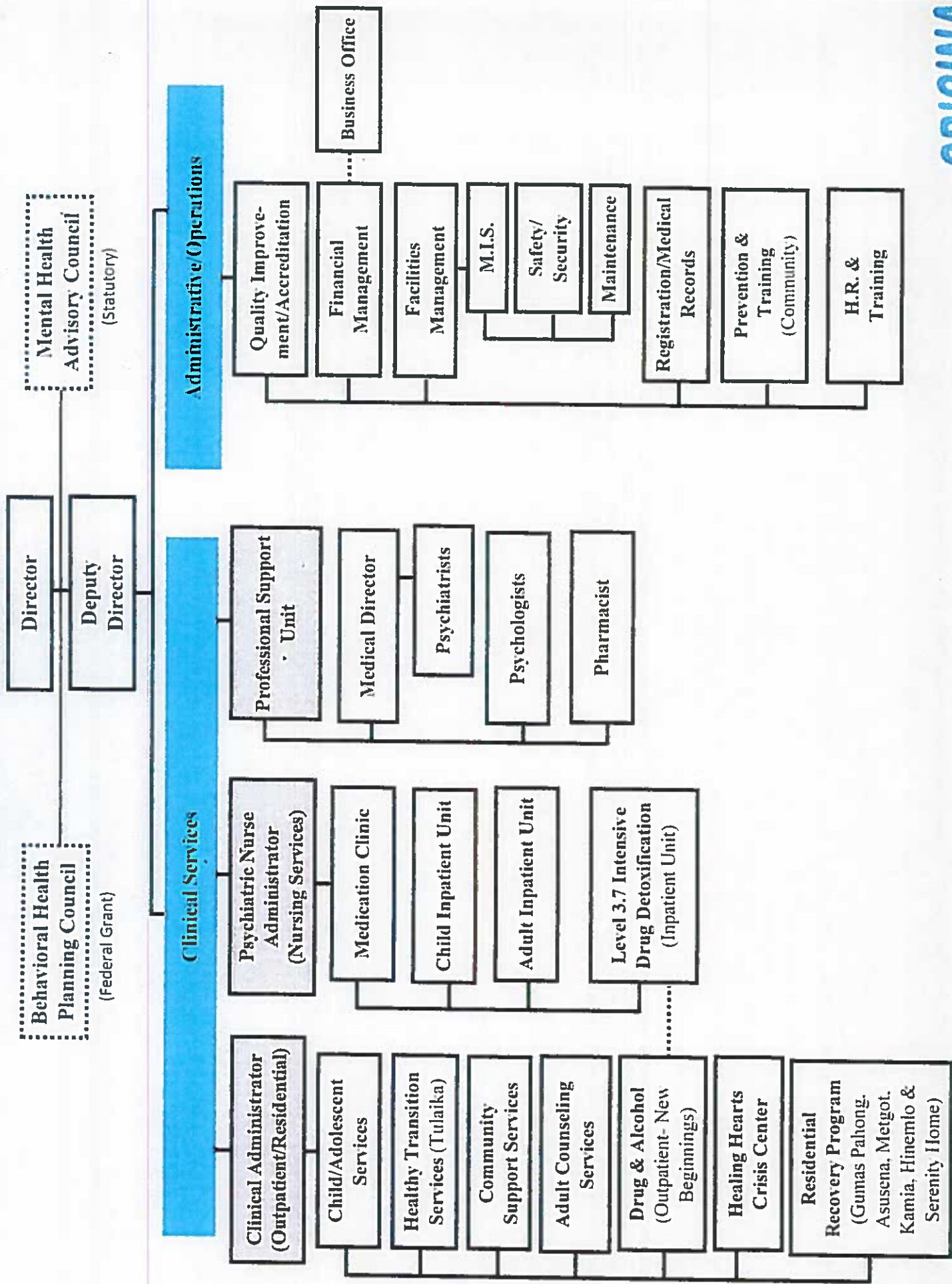
**DEPARTMENT:  
Guam Behavioral Health & Wellness Center**

	<b>Total Costs <u>Incurred</u></b>	<b>Excludable Costs</b>	<b>Unallowable Costs</b>	<b>Direct Costs</b>		<b>Indirect Costs</b>
				<b>Salaries &amp; Wages</b>	<b>Other</b>	
<b><u>Divisions/Bureaus</u></b>						
All Local Programs	16,016,048	-	375,908	8,925,850	6,714,290	-
All Federal Programs	9,755,423	-	235,271	4,212,635	5,307,518	-
<b>Total Direct Costs</b>	<b>25,771,472</b>	<b>-</b>	<b>611,178</b>	<b>13,138,485</b>	<b>12,021,808</b>	<b>-</b>
<b><u>Departmental Indirect Costs</u></b>						
General Administration	1,809,357	-	58,477	-	-	1,750,880
<b>Total Departmental Indirect Costs</b>	<b>1,809,357</b>	<b>-</b>	<b>58,477</b>	<b>-</b>	<b>-</b>	<b>1,750,880</b>
<b>Total</b>	<b>27,580,829</b>	<b>-</b>	<b>669,655</b>	<b>13,138,485</b>	<b>12,021,808</b>	<b>1,750,880</b>
<b><u>Central Service Cost Allocation Plan</u></b>						
Division of Accounts & Payroll	75,161					75,161
Federal Grants Division	12,841					12,841
Treasurer's Office	18,562					18,562
General Services Agency	83,197					83,197
Human Resources Division	177,946					177,946
Office of Technology (Data Processing)	61,890					61,890
DPW-Building Maintenance Division	22,775					22,775
Bureau of Budget & Mgmt Research	116,471					116,471
Civil Service Commission	28,766					28,766
Retirement Fund	132,580					132,580
<b>TOTAL</b>	<b>730,191</b>					<b>730,191</b>

**Government of Guam**  
**Guam Behavioral Health & Wellness Center**  
**Fiscal Year 2022 - Federal Grants**

CFDA#	Funding Agency	Program Title	Grant Award No.	Award
15.875	U.S. Department of the Interior	DMHSA PERM INJUNCTION PROJ	GUAMCOFA20091	\$500,000.00
15.875	U.S. Department of the Interior	2010 OIA GRNT-GBHWC OPS OFFSET	GUAMCI2010-1	\$500,000.00
15.875	U.S. Department of the Interior	GBHWC OPERATIONS OFFSET	D14AF00058	\$290,000.00
15.875	U.S. Department of the Interior	FY17 IA OPS (RECIPIENT#1-GBHW)	GUAMCI2017-2	\$750,000.00
15.875	U.S. Department of the Interior	FY20 IA OPS OFFSET #3 (GBHWC)	GUAMCI2020-2	\$250,000.00
15.875	U.S. Department of the Interior	COTTAGE HOME RENOVATION	D21AP10229-00	\$678,404.00
15.875	U.S. Department of the Interior	NEW BEGINNINGS BUILDING	D21AP10230-00	\$899,596.00
15.875	U.S. Department of the Interior	FY22 NEW BEGINNING BLDG	D22AP00157	\$6,627,636.00
16.585	U.S. Department of Justice	2019 DWI TRMNT CRT ENHNC E PROJ	2019DCBX0028	\$17,820.00
16.812	U.S. Department of Justice	FY18 BJA GARC PEER REC SUPPORT	2018RWBX0013	\$43,000.00
16.812	U.S. Department of Justice	FY18 BJA GARC PEER REC SUPPORT	2018RWBX0013	\$3,200.00
16.812	U.S. Department of Justice	FY18 BJA GU ADULT REENTRY CRT	2018RWBX0013	\$82,000.00
16.838	U.S. Department of Justice	GU OPIOID STIM SUBST ABUSE PRG	2020ARBX0077	\$900,000.00
93.077	U.S. Department of Health & Human Services	GUAM STATE TOBACCO ENFORCEMENT	75F40120C00049	\$707,056.64
93.150	U.S. Department of Health & Human Services	PATH GRANT	1X065M085847-01	\$69,544.00
93.150	U.S. Department of Health & Human Services	PATH GRANT TA SUPPLEMENT	6X06SM085817-01M001	\$19,544.00
93.150	U.S. Department of Health & Human Services	PATH GRANT	1X6SM087139-01	\$61,974.00
93.165	U.S. Department of Health & Human Services	ARPA21 STATE LOAN REPAYMT PROG	1H56HP46800-01-00	\$550,845.00
93.243	U.S. Department of Health & Human Services	PROJECT TULAIIKA	1H79SM080863-01	\$951,560.00
93.243	U.S. Department of Health & Human Services	PEACE PARTNERSHIP FOR SUCCESS	6H79SP081005-01M001	\$1,000,000.00
93.243	U.S. Department of Health & Human Services	PROJECT TULAIIKA HLTHY TRNS SVC	5H79SM080863-02	\$902,780.00
93.243	U.S. Department of Health & Human Services	GUAM FOCUS ON LIFE (GFOL)	1H79SM082116-01	\$736,000.00
93.243	U.S. Department of Health & Human Services	PARTNERSHIPS FOR SUCCESS (PFS)	5H79SP081005-02	\$500,000.00
93.243	U.S. Department of Health & Human Services	GUAM FOCUS ON LIFE (GFOL)	5H79SM082116-02	\$736,000.00
93.243	U.S. Department of Health & Human Services	2020 SAMHSA ADLT DRG (CONT'D)	1H79T1082971-02	\$43,800.00
93.243	U.S. Department of Health & Human Services	PROJECT LINC	5H79SM080693-03	\$1,000,000.00
93.243	U.S. Department of Health & Human Services	FAMILY DRUG COURT RECOVERY	1H79T1080836 (2018)	\$46,410.00
93.243	U.S. Department of Health & Human Services	PROJECT TULAIIKA	5H79SM080863-04	\$902,780.00
93.243	U.S. Department of Health & Human Services	PARTNERSHIPS FOR SUCCESS (PFS)	5H79SP081005-03	\$535,483.00
93.243	U.S. Department of Health & Human Services	GUAM FOCUS ON LIFE (GFOL)	5H79SM082116-03	\$736,000.00
93.243	U.S. Department of Health & Human Services	GUAM 988 LIFELINE CENTER	1H79SM086066-01	\$708,333.00
93.243	U.S. Department of Health & Human Services	GUAM 988 LIFELINE CNTR (SUPPL)	3H79SM086066-01S1	\$458,333.00
93.243	U.S. Department of Health & Human Services	FAMILY DRUG COURT RECOVERY	1H79T1080836	\$22,500.00
93.243	U.S. Department of Health & Human Services	PROJECT LINC	5H79SM080693-04	\$1,000,000.00
93.243	U.S. Department of Health & Human Services	PROJECT TULAIIKA	5H79SM080863-05	\$916,560.00
93.243	U.S. Department of Health & Human Services	GUAM SPF RX	1H79SP083233-01	\$500,000.00
93.243	U.S. Department of Health & Human Services	PARTNERSHIPS FOR SUCCESS (PFS)	5H79SP081005-04	\$500,000.00
93.665	Coronavirus Emergency Supplemental Funding Program	COVID19 EMERGENCY GRANT GBHWC	1H79FG000211-01	\$500,000.00
93.665	Coronavirus Emergency Supplemental Funding Program	COVID EMERGENCY GRANT GBHWC	1H79FG000653-01	\$714,912.00
93.788	U.S. Department of Health & Human Services	GUAM OPIOD RESPONSE PRJ (GORP)	1H79T1083331-01	\$250,000.00
93.788	U.S. Department of Health & Human Services	GUAM OPIOD RESPONSE PRJ (GORP)	5H79T1083331-02	\$250,000.00
93.788	U.S. Department of Health & Human Services	GUAM OPIOD RESPONSE PRJ (GORP)	1H79T1085788-01	\$250,000.00
93.829	U.S. Department of Health & Human Services	PROJECT AGANG	1H79SM083186-01	\$3,651,771.00
93.958	U.S. Department of Health & Human Services	COVID19 EMERGENCY RESPONSE	1H79FG000539-01	\$780,406.00
93.958	U.S. Department of Health & Human Services	PROJECT TULAIIKA HLTHY TRNS SVC	5H79SM080863-03	\$916,560.00
93.958	U.S. Department of Health & Human Services	CMHS BLOCK GRANT #2	1B09SM083797-01	\$466,446.00
93.958	U.S. Department of Health & Human Services	LIFELINE 988 STATE PLANNING	2021SP00001	\$125,000.00
93.958	U.S. Department of Health & Human Services	COMM MENTAL HLTH SVC BLK	1B09SM083969-01	\$536,059.00
93.958	U.S. Department of Health & Human Services	ARPA FUNDING PLAN 2021-MH	1B09SM085352-01	\$925,921.00
93.958	U.S. Department of Health & Human Services	CMHS BLOCK GRANT	1B09SM085880-01	\$125,000.00
93.958	U.S. Department of Health & Human Services	GUAM'S COMMUNITY MENTAL HEALTH	1H79SM085739-01	\$3,000,000.00
93.958	U.S. Department of Health & Human Services	CMHS BLOCK GRANT	6B09SM086002-01M003	\$538,205.00
93.959	U.S. Department of Health & Human Services	SUBSTANCE ABUSE PREV/TREATMENT	1B08T1083443-01	\$1,307,051.00
93.959	U.S. Department of Health & Human Services	SAPT21 COVID EMERGENCY RELIEF	1B08T1083531-01	\$1,072,119.00
93.959	U.S. Department of Health & Human Services	SAPT21 ARPA	1B08T1083935-01	\$925,921.00
93.959	U.S. Department of Health & Human Services	SABG21 ARP MITIGATION	1B08T1084624-01	\$125,000.00
93.959	U.S. Department of Health & Human Services	SUBSTANCE ABUSE PREV/TREATMENT	1B08T1084638-01	\$1,194,727.00
93.982	U.S. Department of Health & Human Services	MANGGAIGE HAM (WE ARE HERE)	6H07SM083774-01M001	\$993,186.00
<b>Total</b>				<b>\$43,795,442.64</b>

Guam Behavioral Health & Wellness Center



ORIGINAL

DEPARTMENT OF MILITARY AFFAIRS

**GOVERNMENT OF GUAM  
DEPARTMENT OF MILITARY AFFAIRS  
NATURE AND EXTENT OF SERVICES**

The Department of Military Affairs is tasked with controlling the operations of the Guam Army and Air National Guards and protecting both Guam and the United States of America in time of war, rebellion, riot, imminent danger or any state of emergency. The Department's major duty is military readiness in the event of mobilization and deployment. It makes recommendations to the Governor for the development of combat readiness of the Guam National Guard for both federal and local missions.

An indirect cost rate is proposed for the department to charge for its appropriate share of the fiscal year 2020 government wide central service costs allocation.

**Department of Military Affairs**  
**Carryforward and Indirect Cost Rate Computation w/Federal Percentage**  
**Fiscal Year Ending September 30, 2022**

TITLE/DESCRIPTION	YEAR- ENDING AMOUNT
FY 2022 Direct Salaries Base (based on actual costs incurred)	\$2,557,960
FY 2022 Indirect Cost Rate (per FY 2022 Negotiation Agreement)	8.52%
FY 2022 Recoverable Indirect Costs	\$217,938
FY 2022 Indirect Costs	\$19,081
FY 2022 SWCAP	\$141,975
FY 2019 Under(Over) recovery Carryforward to FY 2022	(3,499)
FY 2022 Indirect Cost Pool	157,557
FY 2022 Recoverable Indirect Costs	(217,938)
FY 2022 Under(Over)recovery Carryforward to FY 2025	(60,381)
FY 2025 Indirect Costs (proposed)	\$19,081
FY 2025 SWCAP	\$168,747
FY 2025 Indirect Cost Pool	\$127,446
FY 2025 Direct Salaries Base (proposed) <sup>1/</sup>	\$2,557,960
FY 2025 Indirect Cost Rate	4.98%

Salaries and Wages		
Local	171,372	6.70%
Federal	2,386,588	93.30%
	2,557,960	100.00%

1/ Federal funding percentage      93.30%

**GOVERNMENT OF GUAM  
INDIRECT COST RATE PROPOSAL - SHORT FORM METHOD  
FOR FISCAL YEAR ENDED SEPTEMBER 30, 2022**

**DEPARTMENT:  
Department of Military Affairs**

	<b>Total Costs <u>Incurred</u></b>	<b>Excludable Costs</b>	<b>Unallowable Costs</b>	<b>Direct Costs</b>		<b>Indirect Costs</b>
				<b>Salaries &amp; Wages</b>	<b>Other</b>	
<b><u>Divisions/Bureaus</u></b>						
All Local Programs	243,651	-	-	171,372	72,280	-
All Federal Programs	5,659,770	-	130,812	2,386,588	3,142,371	-
<b>Total Direct Costs</b>	<b>5,903,422</b>	<b>-</b>	<b>130,812</b>	<b>2,557,960</b>	<b>3,214,650</b>	<b>-</b>
<b><u>Departmental Indirect Costs</u></b>						
General Administration	19,081	-	-	-	-	19,081
<b>Total Departmental Indirect Costs</b>	<b>19,081</b>	<b>-</b>	<b>-</b>	<b>-</b>	<b>-</b>	<b>19,081</b>
<b>Total</b>	<b>5,922,502</b>	<b>-</b>	<b>130,812</b>	<b>2,557,960</b>	<b>3,214,650</b>	<b>19,081</b>
<b><u>Central Service Cost Allocation Plan</u></b>						
Division of Accounts & Payroll	16,152					16,152
Federal Grants Division	7,588					7,588
Treasurer's Office	3,989					3,989
General Services Agency	24,604					24,604
Human Resources Division	31,707					31,707
Office of Technology (Data Processing)	13,300					13,300
DPW-Building Maintenance Division	-					-
Bureau of Budget & Mgmt Research	20,753					20,753
Civil Service Commission	5,406					5,406
Retirement Fund	24,914					24,914
<b>TOTAL</b>	<b>148,413</b>					<b>148,413</b>

**Government of Guam  
Department of Military Affairs  
Fiscal Year 2022 - Federal Grants**

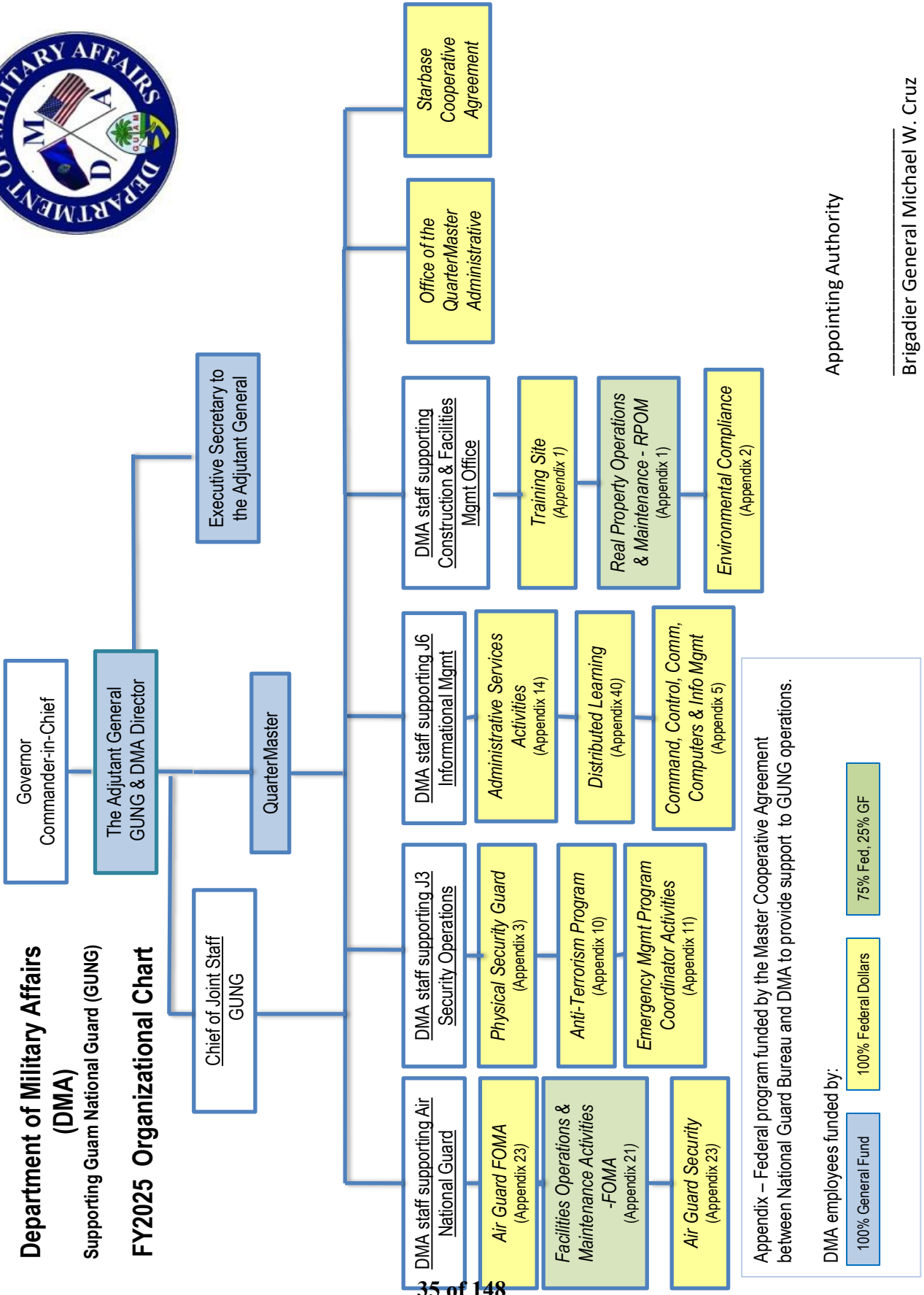
CFDA#	Funding Agency	Program Title	Grant Award No.	Award
12.401	U.S. Department of Defense	C4 & INFO MGMT SERVICES	W911YU2221005	\$180,000.00
12.401	U.S. Department of Defense	ARNG ADMIN SERVICES ACTIVITIES	W911YU2221014	\$210,000.00
12.401	U.S. Department of Defense	TRAINING SITE	W911YU2221001	\$2,665,000.00
12.404	U.S. Department of Defense	STARBASE COOPERATIVE AGRMNT	W911YU2224002	\$973,320.00
12.401	U.S. Department of Defense	FACILITIES OP & MAINT (FOMA)	W911YU2221021	\$419,670.00
12.401	U.S. Department of Defense	REAL PROP OP & MAINT (RPOM)	W911YU2221001	\$1,500,000.00
12.401	U.S. Department of Defense	DISTANCE LEARNING PROGRAM	W911YU2221040	\$65,100.00
12.401	U.S. Department of Defense	ENVIRONMENTAL COMPLIANCE	W911YU2221002	\$430,000.00
12.401	U.S. Department of Defense	AIR GUARD FOMA	W911YU2221021	\$140,643.00
12.401	U.S. Department of Defense	AIR NATIONAL GUARD - SECURITY	W911YU2221023	\$104,000.00
12.401	U.S. Department of Defense	ARNG PHYSICAL SECURITY	W911YU2221003	\$1,420,000.00
12.401	U.S. Department of Defense	ARNG EMERGENCY MANAGEMENT PROG	W911YU2221011	\$128,500.00
12.401	U.S. Department of Defense	ARNG ANTI-TERRORISM ACTIVITIES	W911YU2221010	\$116,300.00
<b>Total</b>				<b>\$8,352,533.00</b>



# Department of Military Affairs (DMA)

Supporting Guam National Guard (GUNG)

## FY2025 Organizational Chart



Appendix – Federal program funded by the Master Cooperative Agreement between National Guard Bureau and DMA to provide support to GUNG operations.

DMA employees funded by:

100% General Fund

100% Federal Dollars

75% Fed, 25% GF

Appointing Authority

Brigadier General Michael W. Cruz  
Adjutant General

DEPARTMENT OF PARKS AND RECREATION

**GOVERNMENT OF GUAM  
DEPARTMENT OF PARKS AND RECREATION  
NATURE AND EXTENT OF SERVICES**

The Department of Parks and Recreation provides, protects and enhances areas of outstanding natural, scenic, cultural, historic, or recreational value, for the enjoyment and education of the people of Guam and the island's visitors. Its major activities include the administration, acquisition, design, development, operation, maintenance, and protection of all park areas on Guam. The Department also provides memorial services for three (3) public cemeteries. It coordinates recreational activities such as leagues and tournaments, health and fitness programs, special events and provides lifeguards and other recreational services. Additionally, its historic resource activities include the preservation, identification, survey and inventory of properties of historical value. Lastly, the Department also employs Park Rangers who are responsible for the enforcement of all park and civil regulations, the dissemination of park information and the protection and assistance to all park visitors and vendors.

An indirect cost rate is proposed for the department to charge for its appropriate share of the fiscal year 2020 government wide central service costs allocation, department-wide administrative costs.

**Department of Parks and Recreation**  
**Carryforward and Indirect Cost Rate Computation w/Federal Percentage**  
**Fiscal Year Ending September 30, 2022**

<b>TITLE/DESCRIPTION</b>	<b>YEAR- ENDING AMOUNT</b>
FY 2022 Direct Salaries Base (based on actual costs incurred)	\$1,333,290
FY 2022 Indirect Cost Rate (per FY 2022 Negotiation Agreement)	73.39%
FY 2022 Recoverable Indirect Costs	<u>\$978,501</u>
FY 2022 Indirect Costs	\$462,869
FY 2022 SWCAP	\$277,245
FY 2019 Under(Over) recovery Carryforward to FY 2022	153,554
FY 2022 Indirect Cost Pool	<u>893,668</u>
FY 2022 Recoverable Indirect Costs	(978,501)
FY 2022 Under(Over)recovery Carryforward to FY 2025	<u>(84,833)</u>
FY 2025 Indirect Costs (proposed)	\$462,869
FY 2025 SWCAP	\$424
FY 2025 Indirect Cost Pool	<u>\$378,459</u>
FY 2025 Direct Salaries Base (proposed) <sup>1/</sup>	<u>\$1,333,290</u>
FY 2025 Indirect Cost Rate	<u>28.39%</u>

<b>Salaries and Wages</b>		
Local	1,074,235	80.57%
Federal	259,055	19.43%
	<u>1,333,290</u>	<u>100.00%</u>

<sup>1/</sup> Federal funding percentage 19.43%

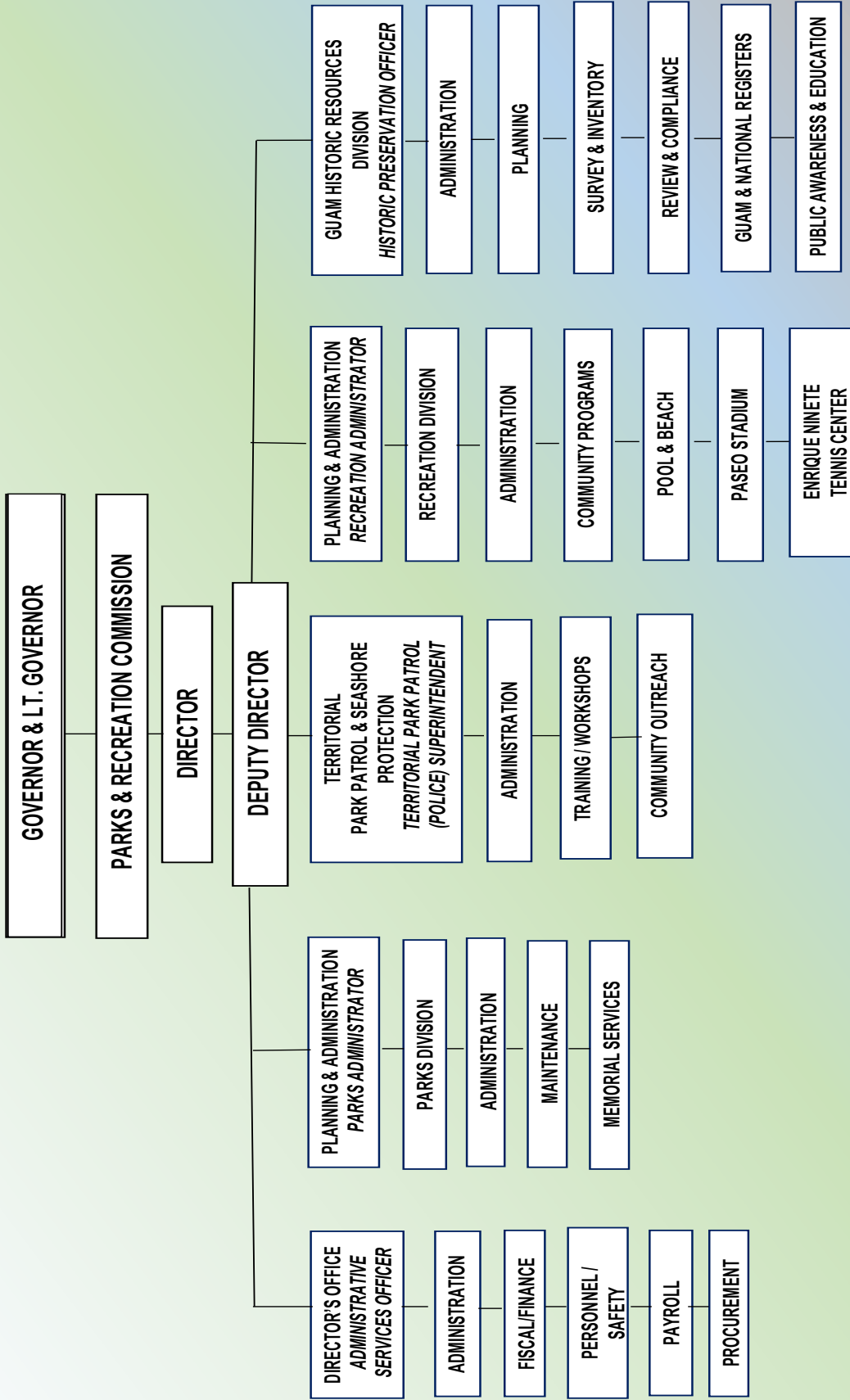
**GOVERNMENT OF GUAM  
INDIRECT COST RATE PROPOSAL - SHORT FORM METHOD  
FOR FISCAL YEAR ENDED SEPTEMBER 30, 2022**

**DEPARTMENT:  
Department of Parks and Recreation**

	<b>Total Costs Incurred</b>	<b>Excludable Costs</b>	<b>Unallowable Costs</b>	<b>Direct Costs</b>		<b>Indirect Costs</b>
				<b>Salaries &amp; Wages</b>	<b>Other</b>	
<b><u>Divisions/Bureaus</u></b>						
All Local Programs	3,042,613	477,879	5,470	1,074,235	1,485,029	-
All Federal Programs	924,067	-	22,864	259,055	642,148	-
<b>Total Direct Costs</b>	<b>3,966,680</b>	<b>477,879</b>	<b>28,334</b>	<b>1,333,290</b>	<b>2,127,177</b>	<b>-</b>
<b><u>Departmental Indirect Costs</u></b>						
General Administration	462,869	-	-	-	-	462,869
<b>Total Departmental Indirect Costs</b>	<b>462,869</b>	<b>-</b>	<b>-</b>	<b>-</b>	<b>-</b>	<b>462,869</b>
<b>Total</b>	<b>4,429,548</b>	<b>477,879</b>	<b>28,334</b>	<b>1,333,290</b>	<b>2,127,177</b>	<b>462,869</b>
<b><u>Central Service Cost Allocation Plan</u></b>						
Division of Accounts & Payroll	12,826					12,826
Federal Grants Division	1,167					1,167
Treasurer's Office	3,168					3,168
General Services Agency	13,136					13,136
Human Resources Division	25,883					25,883
Office of Technology (Data Processing)	10,561					10,561
DPW-Building Maintenance Division	-					-
Bureau of Budget & Mgmt Research	16,941					16,941
Civil Service Commission	4,440					4,440
Retirement Fund	20,465					20,465
<b>TOTAL</b>	<b>108,589</b>					<b>108,589</b>

**Government of Guam  
Department of Parks & Recreation  
Fiscal Year 2022 - Federal Grants**

<b>CFDA#</b>	<b>Funding Agency</b>	<b>Program Title</b>	<b>Grant Award No.</b>	<b>Award</b>
15.875	U.S. Department of the Interior	GYMS/SPORT FAC/RESTRM UPGRADE	D18AP00081	\$5,620,000.00
15.875	U.S. Department of the Interior	FY18 IA OPS (RECIPIENT #1-DPR)	GUAMCI2018-2	\$1,061,262.00
15.875	U.S. Department of the Interior	FY19 IA OPS OFFSET(RECP#9-DPR)	GUAMCI2019-2	\$350,000.00
15.875	U.S. Department of the Interior	GYMS/SPORT FAC/RESTRM SUPPLMNT	D22AF00103	\$3,837,422.00
15.904	U.S. Department of the Interior	HISTORIC PRESERVATION FUND-OPS	P17AF00124	\$398,575.00
15.904	U.S. Department of the Interior	HISTORIC PRESERVATION FUND-ADM	P17AF00124	\$12,508.00
15.904	U.S. Department of the Interior	HISTORIC PRESERVATION FUND ADM	P19AF00229	\$15,300.00
15.904	U.S. Department of the Interior	HISTORIC PRESERVATION FUND OPS	P19AF00229	\$399,209.00
15.904	U.S. Department of the Interior	HISTORIC PRESERVATION FUND ADM	P21AF11010-00	\$3,901.00
15.904	U.S. Department of the Interior	HISTORIC PRESERVATION FUND OPS	P21AF11010-00	\$422,360.00
15.904	U.S. Department of the Interior	HISTORIC PRESERVATION FUND ADM	P20AF00015	\$5,702.00
15.904	U.S. Department of the Interior	HISTORIC PRESERVATION FUND OPS	P20AF00015	\$414,683.00
15.904	U.S. Department of the Interior	HISTORIC PRESERVATION FUND ADM	P23AF00018-00	\$10,139.00
15.904	U.S. Department of the Interior	HISTORIC PRESERVATION FUND OPS	P23AF00018-00	\$420,040.00
15.904	U.S. Department of the Interior	HPF URC-GU (D.S.SABLAN HOUSE)	P22AP00303-00	\$21,200.00
97.036	U.S. Department of Homeland Security	DOLPHIN GRANTEE-DPR CAT G	PA09GU4224PW00021	\$40,255.10
97.036	U.S. Department of Homeland Security	DOLPHIN GRANTEE-DPR CAT A	PA09GU4224PW00030	\$38,951.64
<b>Total</b>				<b>\$13,071,507.74</b>



# Department of Parks & Recreation

DEPARTMENT OF PUBLIC HEALTH  
& SOCIAL SERVICES

**GOVERNMENT OF GUAM  
DEPARTMENT OF PUBLIC HEALTH AND SOCIAL SERVICES  
NATURE AND EXTENT OF SERVICES**

The Department of Public Health and Social Services provides programs and services in the areas of environmental health, public health, public welfare and senior citizens. The department ensures the public protection through preventive measures against unsanitary conditions. It ensures the provisions of direct and indirect health care services such as dental, hearing, speech and nutritional health. The department also promotes positive social conditions for the economically and socially disadvantaged by providing financial and medical services, such as in its administration of the Public Assistance, Food Stamp, and Medicaid Programs. Additionally, it administers the State Plan on Aging program tailored for the elderly 60 years and older.

An indirect cost rate is proposed for the department to charge for its appropriate share of the fiscal year 2020 government wide central service costs allocation and department-wide administrative costs.

**Department of Public Health and Social Services**  
**Carryforward and Indirect Cost Rate Computation w/Federal Percentage**  
**Fiscal Year Ending September 30, 2022**

<b>TITLE/DESCRIPTION</b>	<b>YEAR- ENDING AMOUNT</b>
FY 2022 Direct Salaries Base (based on actual costs incurred)	\$23,496,009
FY 2022 Indirect Cost Rate (per FY 2022 Negotiation Agreement)	20.73%
FY 2022 Recoverable Indirect Costs	<u>\$4,870,723</u>
FY 2022 Indirect Costs	\$1,467,245
FY 2022 SWCAP	\$2,750,929
FY 2019 Under(Over) recovery Carryforward to FY 2022	(128,016)
FY 2022 Indirect Cost Pool	<u>4,090,158</u>
FY 2022 Recoverable Indirect Costs	(4,870,723)
FY 2022 Under(Over)recovery Carryforward to FY 2025	<u>(780,565)</u>
FY 2025 Indirect Costs (proposed)	\$1,467,245
FY 2025 SWCAP	\$3,017,691
FY 2025 Indirect Cost Pool	<u>\$3,704,370</u>
FY 2025 Direct Salaries Base (proposed) <sup>1/</sup>	<u>\$23,496,009</u>
FY 2025 Indirect Cost Rate	<u>15.77%</u>

<b>Salaries and Wages</b>		
Local	6,603,944	28.11%
Federal	16,892,065	71.89%
	<b>23,496,009</b>	<b>100.00%</b>

<sup>1/</sup> Federal funding percentage 71.89%

**GOVERNMENT OF GUAM  
INDIRECT COST RATE PROPOSAL - SHORT FORM METHOD  
FOR FISCAL YEAR ENDED SEPTEMBER 30, 2022**

**DEPARTMENT:  
Department of Public Health and Social Services**

	<b>Total Costs <u>Incurred</u></b>	<b>Excludable Costs</b>	<b>Unallowable Costs</b>	<b>Direct Costs</b>		<b>Indirect Costs</b>
				<b>Salaries &amp; Wages</b>	<b>Other</b>	
<b><u>Divisions/Bureaus</u></b>						
All Local Programs	30,099,536	13,390,441	83,908	6,603,944	10,021,243	-
All Federal Programs	250,305,231	180,516,419	1,834,802	16,892,065	51,061,946	-
<b>Total Direct Costs</b>	<b>280,404,767</b>	<b>193,906,859</b>	<b>1,918,710</b>	<b>23,496,009</b>	<b>61,083,189</b>	<b>-</b>
<b><u>Departmental Indirect Costs</u></b>						
General Administration	1,467,245	-	-	-	-	1,467,245
<b>Total Departmental Indirect Costs</b>	<b>1,467,245</b>	<b>-</b>	<b>-</b>	<b>-</b>	<b>-</b>	<b>1,467,245</b>
<b>Total</b>	<b>281,872,012</b>	<b>193,906,859</b>	<b>1,918,710</b>	<b>23,496,009</b>	<b>61,083,189</b>	<b>1,467,245</b>
<b><u>Central Service Cost Allocation Plan</u></b>						
Division of Accounts & Payroll	776,629					776,629
Federal Grants Division	72,962					72,962
Treasurer's Office	191,796					191,796
General Services Agency	304,846					304,846
Human Resources Division	331,951					331,951
Office of Technology (Data Processing)	639,506					639,506
DPW-Building Maintenance Division	-					-
Bureau of Budget & Mgmt Research	217,272					217,272
Civil Service Commission	49,424					49,424
Retirement Fund	227,789					227,789
<b>TOTAL</b>	<b>2,812,174</b>					<b>2,812,174</b>

**Government of Guam**  
**Department of Public Health & Social Services**  
**Fiscal Year 2022 - Federal Grants**

CFDA#	Funding Agency	Program Title	Grant Award No.	Award
10.542	U.S. Department of Agriculture	PANDEMIC EBT FGIA TRACKING	202222S251447	\$34,180,684.00
10.551	U.S. Department of Agriculture	SNAP FGIA TRACKING	202222S251447	\$134,719,185.00
10.557	U.S. Department of Agriculture	WIC BREASTFEEDING PEER COUNSLR	7GU700GU1	\$85,517.00
10.557	U.S. Department of Agriculture	WIC BREASTFEEDING PEER COUNSLR	7GU700GU1	\$90,832.00
10.557	U.S. Department of Agriculture	WIC BREASTFEEDG PEER COUNSELOR	7GU700GU1	\$120,511.00
10.557	U.S. Department of Agriculture	WIC BREASTFEEDG PEER COUNSELOR	7GU700GU1	\$119,596.00
10.557	U.S. Department of Agriculture	GUAM WIC - FOOD	7GU700GU7	\$6,037,229.00
10.557	U.S. Department of Agriculture	GUAM WIC - ADMIN	7GU700GU7	\$2,942,462.00
10.557	U.S. Department of Agriculture	WIC - SPENDFORWARD	7GU700GU7	\$318,507.00
10.561	U.S. Department of Agriculture	SNAP ADP OPERATIONS	7GU400GU4	\$75,386.00
10.561	U.S. Department of Agriculture	SNAP ELECTRONIC BENEFITS TRANS	7GU400GU4	\$66,300.00
10.561	U.S. Department of Agriculture	SNAP MANAGEMENT EVALUATION	7GU400GU4	\$83,397.00
10.561	U.S. Department of Agriculture	SNAP BUREAU OF MANAGEMENT SUPP	7GU400GU4	\$48,190.00
10.561	U.S. Department of Agriculture	SNAP FAIR HEARING	7GU400GU4	\$17,500.00
10.561	U.S. Department of Agriculture	SNAP SAVE	7GU400GU4	\$500.00
10.561	U.S. Department of Agriculture	EMPLOYMENT & TRNG PROG ADMIN	7GU400GU4	\$35,763.00
10.561	U.S. Department of Agriculture	SNAP CERTIFICATION	7GU400GU4	\$1,037,235.89
10.561	U.S. Department of Agriculture	SNAP STATE OFFICE	7GU400GU4	\$107,030.11
10.561	U.S. Department of Agriculture	SNAP QUALITY CONTROL	7GU400GU4	\$239,855.00
10.561	U.S. Department of Agriculture	SNAP FRAUD CONTROL	7GU400GU4	\$241,043.00
10.561	U.S. Department of Agriculture	SNAP 2YR EDUCATION-OBESITY	7GU430GU5	\$247,156.00
10.561	U.S. Department of Agriculture	SNAP BUREAU OF MANAGEMENT SUPP	7GU400GU4	\$68,288.00
10.561	U.S. Department of Agriculture	SNAP CERTIFICATION	7GU400GU4	\$1,032,925.16
10.561	U.S. Department of Agriculture	SNAP ADP OPERATIONS	7GU400GU4	\$144,938.24
10.561	U.S. Department of Agriculture	SNAP ELECTRONIC BENEFITS TRANS	7GU400GU4	\$58,657.53
10.561	U.S. Department of Agriculture	SNAP ADP DEVELOPMENT	7GU400GU4	\$0.01
10.561	U.S. Department of Agriculture	SNAP STATE OFFICE	7GU400GU4	\$140,250.00
10.561	U.S. Department of Agriculture	SNAP MANAGEMENT EVALUATION	7GU400GU4	\$135,878.00
10.561	U.S. Department of Agriculture	SNAP QUALITY CONTROL	7GU400GU4	\$306,391.00
10.561	U.S. Department of Agriculture	SNAP FAIR HEARINGS	7GU400GU4	\$17,500.00
10.561	U.S. Department of Agriculture	SNAP SAVE	7GU400GU4	\$700.00
10.561	U.S. Department of Agriculture	SNAP FRAUD CONTROL	7GU400GU4	\$278,199.06
10.561	U.S. Department of Agriculture	SNAP ARPA CERTIFICATION	7GU460GU7	\$89,983.78
10.561	U.S. Department of Agriculture	EMPLOYMENT & TRAINING PROG-2YR	7GU430GU4	\$113,836.00
10.561	U.S. Department of Agriculture	EMPLOYMENT & TRNG PROG ADMIN	7GU400GU4	\$21,380.00
10.561	U.S. Department of Agriculture	EMPLOYMENT & TRNG PRG TRNSPORT	7GU400GU4	\$15,000.00
10.561	U.S. Department of Agriculture	EMPLOY & TRAIN PROG CHILD CARE	7GU400GU4	\$600.00
10.561	U.S. Department of Agriculture	EMPLOY & TRNG PROG-ANCILLARY	7GU400GU4	\$20,000.00
10.561	U.S. Department of Agriculture	SNAP ARPA ADP DEVELOPMENT	7GU460GU7	\$158,808.11
10.561	U.S. Department of Agriculture	SNAP 2YR EDUCATION-OBESITY	7GU430GU5	\$245,195.25
10.578	U.S. Department of Agriculture	WIC GENERAL INFRASTRUCTURE	7GU700GU7	\$100,000.00
10.649	U.S. Department of Agriculture	PANDEMIC EBT CERTIFICATION	7GU400GU6	\$599,184.00
10.649	U.S. Department of Agriculture	PANDEMIC EBT ADP DEVELOPMENT	7GU400GU6	\$173,176.00
10.649	U.S. Department of Agriculture	PANDEMIC EBT OUTREACH	7GU400GU6	\$20,000.00
10.649	U.S. Department of Agriculture	PANDEMIC EBT ISSUANCE	7GU400GU6	\$204,011.00
10.649	U.S. Department of Agriculture	PANDEMIC EBT CERTIFICATION	7GU400GU6	\$101,698.97
10.649	U.S. Department of Agriculture	PANDEMIC EBT ADP DEVELOPMENT	7GU400GU6	\$196,975.59
10.649	U.S. Department of Agriculture	PANDEMIC EBT OUTREACH	7GU400GU6	\$0.01
10.649	U.S. Department of Agriculture	PANDEMIC EBT ISSUANCE	7GU400GU6	\$199,510.44
10.766	U.S. Department of Agriculture	USDA EMER RURAL HEALTHCARE	62-001-777251485	\$441,000.00
15.875	U.S. Department of Interior	IMPROVE CUSTOMER SVC THRU TECH	D17AP00059	\$204,060.00
15.875	U.S. Department of Interior	FY18 IA OPS (RECIPIENT#6-PHSS)	GUAMCI2018-2	\$0.01
15.875	U.S. Department of Interior	SUSTAIN/BLDG CAPACITY OF GEPHL	D18AP00142	\$107,112.00
15.875	U.S. Department of Interior	DIV OF ENV HLTH TRAINING FACIL	GUAMCIP2019-3	\$3,077,000.00
16.754	U.S. Department of Justice	PRESCRIPTION DRUG MONITORING	2018PMBX0006	\$638,759.00
16.754	U.S. Department of Justice	PDMP DATA ENHANCEMENT	15PBJA21GG02613PDMP	\$1,084,886.00
93.041	U.S. Department of Health & Human Services	TITLE VII ELDER ABUSE PREVENTN	2001GUOAEA-00/01	\$11,884.00
93.041	U.S. Department of Health & Human Services	TITLE VII ELDER ABUSE PREVENTN	2101GUOAEA-00	\$11,879.00
93.041	U.S. Department of Health & Human Services	TITLE VII ELDER ABUSE PREVENTN	2201GUOAEA-00	\$11,885.00
93.042	U.S. Department of Health & Human Services	TITLE VII OMBUDSMAN	2001GUOAOAOM-00/01	\$44,635.00
93.042	U.S. Department of Health & Human Services	OMC3 OMBUDSMAN VII OLDER AMER	2001GUOAMC3-00	\$50,000.00

**Government of Guam**  
**Department of Public Health & Social Services**  
**Fiscal Year 2022 - Federal Grants**

CFDA#	Funding Agency	Program Title	Grant Award No.	Award
93.042	U.S. Department of Health & Human Services	TITLE VII OMBUDSMAN	2101GUOAOAOM-00	\$47,112.00
93.042	U.S. Department of Health & Human Services	OMC6 ARP OMBUDSMAN PROGRAM	2101GUOMC6-00	\$24,875.00
93.042	U.S. Department of Health & Human Services	TITLE VII OMBUDSMAN	2201GUOAOAOM-00	\$49,644.00
93.043	U.S. Department of Health & Human Services	TITLE IIID PREVENTIVE HEALTH	2001GUOAPH-00/01	\$61,705.00
93.043	U.S. Department of Health & Human Services	TITLE IIID PREVENTIVE HEALTH	2101GUOAPH-00	\$61,684.00
93.043	U.S. Department of Health & Human Services	PHC6 ARP TITLE IIID PREV HLTH	2101GUPHC6-00	\$109,450.00
93.043	U.S. Department of Health & Human Services	TITLE IIID PREVENTIVE HEALTH	2201GUOAPH-00	\$61,722.00
93.044	U.S. Department of Health & Human Services	TITLE III ST OFFICE ON AGING	2001GUOASS-00/01	\$170,132.00
93.044	U.S. Department of Health & Human Services	FAM 1ST CORONA SOA ADMIN	2001GUHDC2-00	\$30,000.00
93.044	U.S. Department of Health & Human Services	SSC3 CARES ACT TITLE-III-B	2001GUSSC3-00	\$500,000.00
93.044	U.S. Department of Health & Human Services	TITLE III ST OFF ON AGING ADMN	2101GUOASS-00	\$171,778.00
93.044	U.S. Department of Health & Human Services	TITLE III-B SUPPORTIVE SERVICE	2101GUOASS-00	\$803,318.00
93.044	U.S. Department of Health & Human Services	VAC5 EXP ACCSS COVID19 VACCINE	2101GUVAC5-00	\$125,000.00
93.044	U.S. Department of Health & Human Services	SSC6 ARP SOA ADMIN	2101GUSSC6-00	\$174,669.00
93.044	U.S. Department of Health & Human Services	SSC6 ARP IIIB SUPPORT SVC	2101GUSSC6-00	\$974,737.00
93.044	U.S. Department of Health & Human Services	TITLE III-B SUPPORTIVE SERVICE	2201GUOASS-00	\$814,947.00
93.044	U.S. Department of Health & Human Services	TITLE III ST OFF ON AGING ADMN	2201GUOASS-00	\$174,929.00
93.044	U.S. Department of Health & Human Services	STPH EXPANDING PH WORKFORCE	2201GUSTPH-00	\$78,610.00
93.045	U.S. Department of Health & Human Services	FAM 1ST CMC2 CONGREGATE MEALS	2001GUCMC2-00	\$200,000.00
93.045	U.S. Department of Health & Human Services	FAM 1ST HDC2 HOME DELVD MEALS	2001GUHDC2-00	\$370,000.00
93.045	U.S. Department of Health & Human Services	CARES ACT STATE OFFICE	2001GUHDC3-00	\$97,500.00
93.045	U.S. Department of Health & Human Services	CARES ACT NUTR SVC TITLE III-C	2001GUHDC3-00	\$1,102,500.00
93.045	U.S. Department of Health & Human Services	TITLE III-C-1 CONGREGATE MEALS	2101GUOACM-00	\$1,039,289.00
93.045	U.S. Department of Health & Human Services	TITLE III-C-2 HOME DELIV MEALS	2101GUOAHDC-00	\$906,120.00
93.045	U.S. Department of Health & Human Services	HDC5 TITLE IIIC2 HOME DLVR MLS	2101GUHDC5-00	\$399,000.00
93.045	U.S. Department of Health & Human Services	STATE OFFICE ON AGING-ADMIN	2101GUHDC5-00	\$21,000.00
93.045	U.S. Department of Health & Human Services	CMC6 ARP TITLE IIIC1	2101GUCMC6-00	\$749,091.00
93.045	U.S. Department of Health & Human Services	HDC6 ARP TITLE IIIC2	2101GUHDC6-00	\$1,123,415.00
93.045	U.S. Department of Health & Human Services	TITLE III-C-1 CONGREGATE MEALS	2201GUOACM-00	\$963,258.00
93.045	U.S. Department of Health & Human Services	TITLE III-C-2 HOME DELIV MEALS	2201GUOAHDC-00	\$1,018,497.00
93.048	U.S. Department of Health & Human Services	2020 GUAM ADRC NWD GRANT	90NWC30038-01-00	\$305,454.00
93.048	U.S. Department of Health & Human Services	GUAM SMP GRANT 2020	90MPPG00270300	\$92,528.52
93.048	U.S. Department of Health & Human Services	GU NWD COVID-19 VACCINE ACCESS	90NWC50001-01-00	\$158,836.00
93.048	U.S. Department of Health & Human Services	GU SENIOR MEDICARE PATROL(SMP)	90MPPG00270400	\$58,789.95
93.048	U.S. Department of Health & Human Services	ADRC/NWD PH WORKFORCE GRANT	90NWP0034-01-00	\$115,789.00
93.048	U.S. Department of Health & Human Services	GU SENIOR MEDICARE PATROL(SMP)	90MPPG00270500	\$138,162.90
93.052	U.S. Department of Health & Human Services	FCC3 CARES ACT TITLE III-E	2001GUFCC3-00	\$250,000.00
93.052	U.S. Department of Health & Human Services	TITLE III-E FAM CAREGIVER PROG	2101GUOAFCC-00	\$467,520.00
93.052	U.S. Department of Health & Human Services	FCC6 ARP IIIIE FAMILY CAREGVR	2101GUFCC6-05	\$362,026.00
93.052	U.S. Department of Health & Human Services	TITLE III-E FAM CAREGIVER PROG	2201GUOAFCC-00	\$480,262.00
93.053	U.S. Department of Health & Human Services	NUTRITION SVCS INCENTIVE PROG	2001GUOANS-00/01	\$390,715.00
93.053	U.S. Department of Health & Human Services	NUTRITION SVCS INCENTIVE PROG	2101GUOANS-00	\$388,784.00
93.053	U.S. Department of Health & Human Services	NUTRITION SVCS INCENTIVE PROG	2201GUOANS-00	\$388,666.00
93.069	U.S. Department of Health & Human Services	GUAM PHEP PROGRAM	5NU90TP922031-02-00	\$534,657.00
93.069	U.S. Department of Health & Human Services	T19-1901 YR3 PHEP PROGRAM	5NU90TP922031-03-00	\$550,942.00
93.069	U.S. Department of Health & Human Services	T19-1901 YR4 PHEP PROGRAM	5NU90TP922031-04-00	\$543,123.00
93.070	U.S. Department of Health & Human Services	EPH & EMERGENCY RESPONSE	1NUE1EH001435-01-00	\$503,021.00
93.070	U.S. Department of Health & Human Services	EPH & EMERGENCY RESPONSE	1NUE1EH001435-02-00	\$82,823.00
93.070	U.S. Department of Health & Human Services	EPH & EMERGENCY RESPONSE(Y3-A)	5NUE1EH001435-03-00	\$33,730.00
93.070	U.S. Department of Health & Human Services	EPH & EMERGENCY RESPONSE(Y3-B)	5NUE1EH001435-03-00	\$49,093.00
93.110	U.S. Department of Health & Human Services	MCHB STATE SYS DEV INITIATIVE	6H18MC23552-10-01	\$109,865.00
93.116	U.S. Department of Health & Human Services	PS18-1801 YR04-STD PREVENTION	5NU52PS910169-04-00	\$116,843.00
93.116	U.S. Department of Health & Human Services	PS18-1801 YR03-TB PREV/CONTROL	5NU52PS910169-04-00	\$473,917.00
93.116	U.S. Department of Health & Human Services	PS18-1801 YR04-HIV SURVEY	5NU52PS910169-04-00	\$22,957.00
93.116	U.S. Department of Health & Human Services	PS18-1801 YR04-HIV PREVENTION	5NU52PS910169-04-00	\$354,602.00
93.116	U.S. Department of Health & Human Services	PS18-1801 YR04-VIRAL HEPA	5NU52PS910169-04-00	\$10,000.00
93.116	U.S. Department of Health & Human Services	PS18-1801 YR05-STD PREVENTION	5NU52PS910169-05-00	\$116,843.00
93.116	U.S. Department of Health & Human Services	PS18-1801 YR05-VIRAL HEPA	5NU52PS910169-05-00	\$10,000.00
93.116	U.S. Department of Health & Human Services	PS18-1801 YR05-TB PREV/CONTROL	5NU52PS910169-05-00	\$473,917.00
93.116	U.S. Department of Health & Human Services	PH18-1801 YR05-HIV SURVEY	5NU52PS910169-05-00	\$22,957.00
93.116	U.S. Department of Health & Human Services	PS18-1801 YR05-HIV PREVENTION	5NU52PS910169-05-00	\$354,602.00

**Government of Guam**  
**Department of Public Health & Social Services**  
**Fiscal Year 2022 - Federal Grants**

CFDA#	Funding Agency	Program Title	Grant Award No.	Award
93.127	U.S. Department of Health & Human Services	EMS FOR CHILDREN	5H33MC066961600	\$196,645.43
93.127	U.S. Department of Health & Human Services	EMS FOR CHILDREN	H33MC06696-17-03	\$21,990.00
93.127	U.S. Department of Health & Human Services	EMS FOR CHILDREN	5H33MC066961700	\$91,203.00
93.217	U.S. Department of Health & Human Services	FAMILY PLANNING/REPROD HEALTH	5FPHPA006486-03-01	\$197,364.00
93.217	U.S. Department of Health & Human Services	FAMILY PLANNING/REPROD HEALTH	1FPHPA0065420100	\$332,500.00
93.224	U.S. Department of Health & Human Services	PAC BASIN CHC COVID19 SUPPL	HBCCS34823	\$61,026.00
93.224	U.S. Department of Health & Human Services	PAC BASIN CARES ACT FUNDING	1H8DCS36544-01-00	\$736,610.00
93.224	U.S. Department of Health & Human Services	EXPANDING CAPACITY COVID TEST	H8ECS37692	\$272,209.00
93.224	U.S. Department of Health & Human Services	PAC BASIN COMMUNITY HEALTH CTR	5H80CS024683800	\$2,027,283.00
93.224	U.S. Department of Health & Human Services	HEALTH CENTERS (ARP FUNDED)	1H8FCS41225-01-00	\$2,431,250.00
93.224	U.S. Department of Health & Human Services	PAC BASIN COMMUNITY HEALTH CTR	2H80CS024683900	\$2,027,283.00
93.268	U.S. Department of Health & Human Services	IMMUNIZ & VFC CARES COVID19	6NH23IP922638-01-02	\$150,000.00
93.268	U.S. Department of Health & Human Services	IP19-1901 YR02 IMM-VFC CARES 2	6NH23IP922638-02-02	\$360,000.00
93.268	U.S. Department of Health & Human Services	IMMUN & VFC CARES #3 PART 1	6NH23IP922638-02-03	\$1,270,287.00
93.268	U.S. Department of Health & Human Services	IMMUN & VFC CARES #3 PART 2	6NH23IP922638-02-04	\$1,012,365.00
93.268	U.S. Department of Health & Human Services	IMMUN & VFC CARES #4	6NH23IP922638-02-05	\$1,975,190.00
93.268	U.S. Department of Health & Human Services	IMMUN & VFC CARES #4 PART 2	6NH23IP922638-02-06	\$123,706.00
93.268	U.S. Department of Health & Human Services	IMMUN & VFC ARPA-UNDERSERVED	6NH23IP922638-02-09	\$152,254.00
93.268	U.S. Department of Health & Human Services	IP19-1901 YR03 IMMUNIZATN/VFC	5NH23IP922638-03-00	\$1,439,810.00
93.268	U.S. Department of Health & Human Services	IP19-1901 YR04 IMMUNIZATN/VFC	5NH23IP922638-04-00	\$1,677,733.00
93.323	U.S. Department of Health & Human Services	GUAM EPI/LAB CAP CK19-1904 YR1	1NU50CK000531-01-00	\$920,067.00
93.323	U.S. Department of Health & Human Services	ELC CARES COVID19 RESPONSE	6NU50CK000531-01-04	\$532,702.00
93.323	U.S. Department of Health & Human Services	ELC ENHANCING DETECTION	6NU50CK000531-01-05	\$5,611,957.00
93.323	U.S. Department of Health & Human Services	ELC INFECTION PREVENTION CNTRL	6NU50CK000531-01-06	\$94,937.00
93.323	U.S. Department of Health & Human Services	EPI/LAB CAP CK19-1904 YR02	5NU50CK000531-02-00	\$418,231.00
93.323	U.S. Department of Health & Human Services	ELC - REOPENING SCHOOLS (ARP)	6NU50CK000531-02-12	\$5,075,137.00
93.323	U.S. Department of Health & Human Services	GUAM EPI/LAB CAP CK19-1904 YR2	5NU50CK000531-02-00	\$813,246.00
93.323	U.S. Department of Health & Human Services	GUAM EPI/LAB CAP CK19-1904 YR2	5NU50CK000531-02-00	\$50,000.00
93.323	U.S. Department of Health & Human Services	ELC AMD TEHNOLOGIES	6NU50CK000531-02-06	\$33,000.00
93.323	U.S. Department of Health & Human Services	ELC PUBLIC HEALTH LAB (PHL)PR	6NU50CK000531-02-06	\$50,000.00
93.323	U.S. Department of Health & Human Services	ELC TRAVELERS HEALTH	6NU50CK000531-02-06	\$200,000.00
93.323	U.S. Department of Health & Human Services	ELC STRENGTHENING PHL	6NU50CK000531-02-10	\$25,000.00
93.323	U.S. Department of Health & Human Services	ELC ENHANCING DETECTION EXPANS	6NU50CK000531-02-08	\$9,698,588.00
93.323	U.S. Department of Health & Human Services	ELC AMD SEQUENCING & ANALYTICS	6NU50CK000531-02-10	\$992,571.00
93.323	U.S. Department of Health & Human Services	ELC STRIKE TEAMS - NH & LTC	6NU50CK000531-03-02	\$21,153.00
93.323	U.S. Department of Health & Human Services	ELC STRIKE TEAMS SNF	6NU50CK000531-03-02	\$75,061.00
93.323	U.S. Department of Health & Human Services	EPI/LAB CK19-1904 YR03 MGT/ADM	5NU50CK000531-03-00	\$9,572.00
93.323	U.S. Department of Health & Human Services	GUAM EPI/LAB CAP CK19-1904 YR3	5NU50CK000531-03-00	\$817,953.00
93.323	U.S. Department of Health & Human Services	EPI/LAB CK19-1904 YR3 PROJ VPD	5NU50CK000531-03-00	\$55,177.00
93.323	U.S. Department of Health & Human Services	ELC CONFINEMENT FACILITIES	6NU50CK000531-03-01	\$700,000.00
93.323	U.S. Department of Health & Human Services	ELC HOMELESS FACILITIES	6NU50CK000531-03-02	\$449,760.00
93.323	U.S. Department of Health & Human Services	ELC TRAVELERS HEALTH YR2	6NU50CK000531-03-02	\$200,000.00
93.323	U.S. Department of Health & Human Services	ELC DATA MODERNIZATION	6NU50CK000531-03-01	\$2,321,414.00
93.323	U.S. Department of Health & Human Services	ELS HAI AND AR (SHARP)	6NU50CK000531-03-02	\$230,852.00
93.323	U.S. Department of Health & Human Services	EPI/LAB CK19-1904 YR4 PROJ VPD	5NU50CK000531-04-00	\$24,506.00
93.323	U.S. Department of Health & Human Services	GUAM EPI/LAB CAP CK19-1904 YR4	5NU50CK000531-04-00	\$231,456.00
93.323	U.S. Department of Health & Human Services	EPI/LAB CK19-1904 YR04 MGT/ADM	5NU50CK000531-04-00	\$2,618,462.00
93.324	U.S. Department of Health & Human Services	STATE HEALTH INS ASSIST PROG	90SAPG00840100	\$51,905.35
93.324	U.S. Department of Health & Human Services	STATE HEALTH INS ASSIST PROG	90SAPG00840200	\$44,116.43
93.324	U.S. Department of Health & Human Services	STATE HEALTH INS ASSIST PROG	90SAPG00840300	\$31,244.12
93.324	U.S. Department of Health & Human Services	SHIP PH WORKFORCE 2022	90SHPH0035-01-00	\$116,757.00
93.336	U.S. Department of Health & Human Services	BEHAVIORAL RISK FACT SRVY SYS	1NU58DP006902-01-00	\$270,000.00
93.336	U.S. Department of Health & Human Services	BEHAVIORAL RISK FACT SRVY SYS	5NU58DP006902-02-00	\$228,495.00
93.336	U.S. Department of Health & Human Services	BEHAVIORAL RISK FACT(COVID-19)	5NU58DP006902-03-00	\$5,943.00
93.336	U.S. Department of Health & Human Services	BRFSS COVID-19 LONG	5NU58DP006902-03-00	\$5,536.00
93.336	U.S. Department of Health & Human Services	BEHAVIORAL RISK FACT SURVY SYS	5NU58DP006902-03-00	\$745,189.00
93.354	Coronavirus Emergency Supplemental Funding Program	CAFER PH CRISIS RESPONSE(2018)	1NU90TP9221000100	\$1,438,296.00
93.354	Coronavirus Emergency Supplemental Funding Program	CAFER PH CRISIS RESPONSE(2018)	1NU90TP922176-01-00	\$1,137,100.00
93.377	U.S. Department of Health & Human Services	NON-COMMUNICABLE DISEASE PREV	5NU58DP0066590300	\$479,951.00
93.377	U.S. Department of Health & Human Services	NON-COM DISEASE PREV/CNTRL PGM	5NU58DP0066590400	\$479,951.00
93.387	U.S. Department of Health & Human Services	TOBACCO FREE GUAM QUITLINE CAP	5NU58DP0067950200	\$84,937.31

**Government of Guam**  
**Department of Public Health & Social Services**  
**Fiscal Year 2022 - Federal Grants**

CFDA#	Funding Agency	Program Title	Grant Award No.	Award
93.387	U.S. Department of Health & Human Services	TOBACCO FREE GUAM QUITLINE	5NU58DP006795-03-00	\$69,955.49
93.391	U.S. Department of Health & Human Services	GU COVID-19 HEALTH DISPARITIES	1NH75OT000086-01-00	\$6,590,558.00
93.434	U.S. Department of Health & Human Services	GUAM PRESCHOOL DEVELOPMENT GRT	90TP0073-01-00	\$1,000,000.00
93.434	U.S. Department of Health & Human Services	GU PRESCHOOL DEVELOPMENT GRANT	90TP0086-01	\$13,802.71
93.434	U.S. Department of Health & Human Services	GU PRESCHOOL DEVELOPMENT GRANT	90TP0086-02-00	\$1,978,461.28
93.489	U.S. Department of Health & Human Services	CHILD CARE DISASTER FUNDS	2001GUCCDX	\$200,000.00
93.495	U.S. Department of Health & Human Services	COMM HLTH WRKRS BLDG CAPACITY	1NU58DP007018-01-00	\$600,000.00
93.495	U.S. Department of Health & Human Services	CHW CAP BLDG COVID RESP-RESILT	5NU58DP007018-02-00	\$600,000.00
93.504	U.S. Department of Health & Human Services	FAMILY PROF PARTNERSHIP/CSHCN	5H84MC32235-04-00	\$124,034.00
93.504	U.S. Department of Health & Human Services	FAMILY PROF PARTNERSHIP/CSHCN	2H84MC32235-05-00	\$93,175.00
93.526	U.S. Department of Health & Human Services	HEALTH CTR INFRST SUPPORT-ARPA	1C8ECS43864-01-00	\$627,512.00
93.556	U.S. Department of Health & Human Services	FAMILY FIRST TRANSITION ACT	2001GUSOSR	\$533,350.00
93.556	U.S. Department of Health & Human Services	MARYLEE ALLEN PSSF PROGRAM	2101GUSOSR	\$70,064.00
93.556	U.S. Department of Health & Human Services	MARYLEE ALLEN PSSF PROGRAM	2101GUSOSR	\$428,540.00
93.558	U.S. Department of Health & Human Services	FAMILY ASSISTANCE GRANT	1401GUTANF	\$1,796,989.38
93.558	U.S. Department of Health & Human Services	TANF-JOBS	1401GUTANF	\$627,532.02
93.558	U.S. Department of Health & Human Services	TANF-JOBS TRANSPORTATION	1401GUTANF	\$303,467.98
93.558	U.S. Department of Health & Human Services	TANF-ADMINISTRATION	1401GUTANF	\$511,987.62
93.558	U.S. Department of Health & Human Services	FAMILY ASSISTANCE GRANT	1501GUTANF	\$968,722.64
93.558	U.S. Department of Health & Human Services	JOBS-ADMINISTRATION	1501GUTANF	\$647,924.08
93.558	U.S. Department of Health & Human Services	JOBS-EDUCATION	1501GUTANF	\$15,000.00
93.558	U.S. Department of Health & Human Services	TANF-JOBS TRANSPORTATION	1501GUTANF	\$164,903.74
93.558	U.S. Department of Health & Human Services	TANF-ADMINISTRATION	1501GUTANF	\$569,187.36
93.558	U.S. Department of Health & Human Services	TANF-NRSTB	1501GUTANF	\$1,000,000.00
93.558	U.S. Department of Health & Human Services	FAMILY ASSISTANCE GRANT	1601GUTANF	\$1,202,711.28
93.558	U.S. Department of Health & Human Services	JOBS -ADMINISTRATION	1601GUTANF	\$1,030,612.95
93.558	U.S. Department of Health & Human Services	JOBS - EDUCATION	1601GUTANF	\$8,291.29
93.558	U.S. Department of Health & Human Services	JOBS - TRANSPORTATION	1601GUTANF	\$39,789.05
93.558	U.S. Department of Health & Human Services	JOBS - CHILD CARE	1601GUTANF	\$44,708.71
93.558	U.S. Department of Health & Human Services	JOBS - ANCILLARY	1601GUTANF	\$625,800.00
93.558	U.S. Department of Health & Human Services	TANF-ADMINISTRATION	1601GUTANF	\$513,565.72
93.558	U.S. Department of Health & Human Services	FAMILY ASSISTANCE GRANT	1701GUTANF	\$2,002,282.00
93.558	U.S. Department of Health & Human Services	JOBS-ADMINISTRATION	1701GUTANF	\$818,760.00
93.558	U.S. Department of Health & Human Services	JOBS-EDUCATION	1701GUTANF	\$30,000.00
93.558	U.S. Department of Health & Human Services	JOBS-TRANSPORTATION	1701GUTANF	\$5,000.00
93.558	U.S. Department of Health & Human Services	JOBS-ANCILLARY	1701GUTANF	\$1,000.00
93.558	U.S. Department of Health & Human Services	TANF-ADMINISTRATION	1701GUTANF	\$586,000.00
93.558	U.S. Department of Health & Human Services	FAMILY ASSISTANCE GRANT	1801GUTANF	\$2,311,042.00
93.558	U.S. Department of Health & Human Services	TANF-ADMINISTRATION	1801GUTANF	\$296,926.83
93.558	U.S. Department of Health & Human Services	JOBS-ADMINISTRATION	1801GUTANF	\$799,073.17
93.558	U.S. Department of Health & Human Services	JOBS-EDUCATION	1801GUTANF	\$3,000.00
93.558	U.S. Department of Health & Human Services	JOBS-TRANSPORTATION	1801GUTANF	\$40,000.00
93.558	U.S. Department of Health & Human Services	JOBS-CHILD CARE	1801GUTANF	\$1,000.00
93.558	U.S. Department of Health & Human Services	JOBS-ANCILLARY	1801GUTANF	\$3,000.00
93.558	U.S. Department of Health & Human Services	JOBS-CHILD CARE	1901GUTANF	\$1,000.00
93.558	U.S. Department of Health & Human Services	FAMILY ASSISTANCE GRANT	1901GUTANF	\$2,091,642.00
93.558	U.S. Department of Health & Human Services	TANF-ADMINISTRATION	1901GUTANF	\$529,500.00
93.558	U.S. Department of Health & Human Services	JOBS-ADMINISTRATION	1901GUTANF	\$811,900.00
93.558	U.S. Department of Health & Human Services	JOBS-EDUCATION	1901GUTANF	\$5,000.00
93.558	U.S. Department of Health & Human Services	JOBS-TRANSPORTATION	1901GUTANF	\$11,000.00
93.558	U.S. Department of Health & Human Services	JOBS-ANCILLARY	1901GUTANF	\$4,000.00
93.558	U.S. Department of Health & Human Services	FAMILY ASSISTANCE GRANT	2001GUTANF	\$2,214,597.00
93.558	U.S. Department of Health & Human Services	TANF-ADMINISTRATION	2001GUTANF	\$517,500.00
93.558	U.S. Department of Health & Human Services	JOBS-ADMINISTRATION	2001GUTANF	\$699,000.00
93.558	U.S. Department of Health & Human Services	JOBS-EDUCATION	2001GUTANF	\$5,000.00
93.558	U.S. Department of Health & Human Services	JOBS-TRANSPORTATION	2001GUTANF	\$10,000.00
93.558	U.S. Department of Health & Human Services	JOBS-CHILD CARE	2001GUTANF	\$1,000.00
93.558	U.S. Department of Health & Human Services	JOBS-ANCILLARY	2001GUTANF	\$5,000.00
93.558	U.S. Department of Health & Human Services	FAMILY ASSISTANCE GRANT	2101GUTANF	\$2,572,442.00
93.558	U.S. Department of Health & Human Services	TANF-ADMINISTRATION	2101GUTANF	\$273,500.00
93.558	U.S. Department of Health & Human Services	JOBS-ADMINISTRATION	2101GUTANF	\$592,000.00

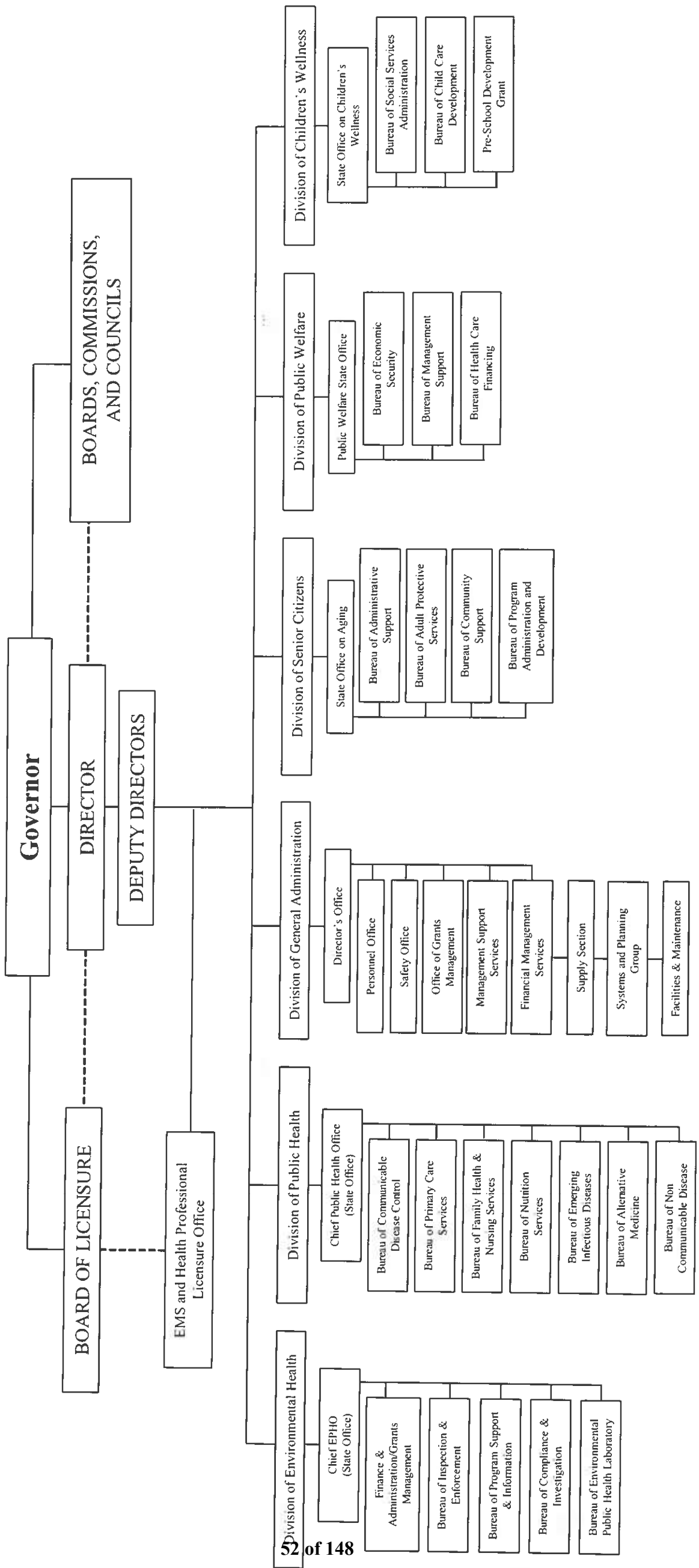
**Government of Guam**  
**Department of Public Health & Social Services**  
**Fiscal Year 2022 - Federal Grants**

CFDA#	Funding Agency	Program Title	Grant Award No.	Award
93.558	U.S. Department of Health & Human Services	JOBS-EDUCATION	2101GUTANF	\$3,000.00
93.558	U.S. Department of Health & Human Services	JOBS-TRANSPORTATION	2101GUTANF	\$10,000.00
93.558	U.S. Department of Health & Human Services	JOBS-CHILD CARE	2101GUTANF	\$100.00
93.558	U.S. Department of Health & Human Services	JOBS-ANCILLARY	2101GUTANF	\$3,000.00
93.558	U.S. Department of Health & Human Services	TANF - PEAFF 2021	2101GUTANFC6	\$893,482.67
93.558	U.S. Department of Health & Human Services	FAMILY ASSISTANCE GRANT	2201GUTANF	\$2,256,531.47
93.558	U.S. Department of Health & Human Services	JOBS-ADMINISTRATION	2201GUTANF	\$587,000.00
93.558	U.S. Department of Health & Human Services	JOBS-EDUCATION	2201GUTANF	\$1,000.00
93.558	U.S. Department of Health & Human Services	JOBS-TRANSPORTATION	2201GUTANF	\$1,000.00
93.558	U.S. Department of Health & Human Services	JOBS-CHILD CARE	2201GUTANF	\$100.00
93.558	U.S. Department of Health & Human Services	JOBS-ANCILLARY	2201GUTANF	\$1,000.00
93.558	U.S. Department of Health & Human Services	TANF-ADMINISTRATION	2201GUTANF	\$507,410.53
93.560	U.S. Department of Health & Human Services	PUBLIC ASSIST ADULT PROG ADMIN	2201GUTABD	\$25,246.54
93.560	U.S. Department of Health & Human Services	PUB ASSIST-50 CASE PAYMENT	2201GUTABD	\$706,592.00
93.560	U.S. Department of Health & Human Services	PUB ASSIST-10 CASE PAYMENT	2201GUTABD	\$422,779.00
93.568	U.S. Department of Health & Human Services	TITLE XX - BOSSA LIHEAP	G-2101GULIEA	\$672,664.00
93.568	U.S. Department of Health & Human Services	LOW INC HOME ENERGY ASST ARP21	2101GUI5C6	\$816,537.00
93.569	U.S. Department of Health & Human Services	CSBG CARES ACT OF 2020	2001GUCSC3	\$1,229,850.00
93.569	U.S. Department of Health & Human Services	COMMUNITY SVCS BLOCK GRANT	2101GUCOSR	\$953,872.00
93.575	U.S. Department of Health & Human Services	CHILD CARE DEVELOPMENT	G1901GUCCDD	\$8,637,348.00
93.575	U.S. Department of Health & Human Services	CHILD CARE DEVELOPMENT	G1901GUCCDD	\$1,145,500.00
93.575	U.S. Department of Health & Human Services	CHILD CARE DEVELOPMENT TARGET	2001GUCCDF	\$3,755,158.95
93.575	U.S. Department of Health & Human Services	CHILD CARE DEVELOPMENT	2001GUCCDF	\$6,932,423.05
93.575	U.S. Department of Health & Human Services	CCDBG-CARES ACT 2020	2001GUCCC3	\$6,420,621.00
93.575	U.S. Department of Health & Human Services	CHILD CARE DEVELOPMNT CERT PRG	2101GUCCDF	\$7,827,063.07
93.575	U.S. Department of Health & Human Services	CHILD CARE ADMINISTRATION	2101GUCCDF	\$465,852.45
93.575	U.S. Department of Health & Human Services	CHILD CARE DEVELOPMENT TARGET	2101GUCCDF	\$2,550,595.28
93.575	U.S. Department of Health & Human Services	CCDBG - ARPA 2021	2101GUCSC6	\$43,981,253.00
93.575	U.S. Department of Health & Human Services	CCDBG ARPA (DISCRETIONARY)	2101GUCDC6	\$27,498,602.00
93.575	U.S. Department of Health & Human Services	CCDBG-CRRSA 2021	2101GUCCC5	\$18,344,631.00
93.575	U.S. Department of Health & Human Services	CHILD CARE DEVELOPMENT CERT	2201GUCCDD	\$3,185,718.00
93.575	U.S. Department of Health & Human Services	CHILD CARE ADMINISTRATION	2201GUCCDD	\$1,145,188.00
93.575	U.S. Department of Health & Human Services	CHILD CARE DEVELOPMENT TARGET	2201GUCCDD	\$6,979,164.00
93.590	U.S. Department of Health & Human Services	COMM BASED CHILD ABUSE PREVNTN	2101GUSOSR	\$175,000.00
93.590	U.S. Department of Health & Human Services	CHILD ABUSE PREVENTION (ARPA)	2101GUBCC6	\$175,000.00
93.596	U.S. Department of Health & Human Services	CHILDCARE MANDATORY - ADMIN	2201GUCCDF	\$132,336.00
93.596	U.S. Department of Health & Human Services	CHILDCARE MANDATORY - CERT	2201GUCCDF	\$6,125,515.00
93.596	U.S. Department of Health & Human Services	CHILDCARE MANDATORY - TARGET	2201GUCCDF	\$804,227.00
93.596	U.S. Department of Health & Human Services	CHILDCARE MANDATORY - MATCHING	2201GUCCDF	\$6,806,503.00
93.643	U.S. Department of Health & Human Services	CHILDREN'S JUSTICE GRANT	2101GUSOSR	\$60,075.00
93.645	U.S. Department of Health & Human Services	TITLE XX - CHILD WELFARE	G-2101GUSOSR	\$326,094.00
93.667	U.S. Department of Health & Human Services	TITLE XX CONSOLIDATED GRANT	G-2001GUSOSR	\$2,847,561.00
93.667	U.S. Department of Health & Human Services	TITLE XX - SSBG	G-2111GUSOSR	\$276,397.00
93.667	U.S. Department of Health & Human Services	SOCIAL SERVICES BLOCK GRANT	2201GUSOSC	\$3,229,411.00
93.669	U.S. Department of Health & Human Services	CHILD ABUSE & NEGLECT(ARPA 21)	G-2101GUNCC6	\$70,949.00
93.669	U.S. Department of Health & Human Services	CHILD ABUSE & NEGLECT	2101GUSOSR	\$111,643.00
93.671	U.S. Department of Health & Human Services	FAM VIOL PRV/DOM VIOL SUPP SVC	2101GUSOSR	\$143,609.00
93.671	U.S. Department of Health & Human Services	FVPS AND DVSS SVCS ARPA 2021	2201GUFTC6	\$415,625.00
93.671	U.S. Department of Health & Human Services	FAM VIOL PRV/DOMESTIC SUPP SVC	2101GUFVC6	\$146,563.00
93.747	U.S. Department of Health & Human Services	APC5 CRRSA SUPPL FUNDS APS	2101GUAPC5-00	\$93,880.00
93.747	U.S. Department of Health & Human Services	APC6 ARP FOR APS SSA TITLE XX	2101GUAPC6-00	\$253,221.00
93.747	U.S. Department of Health & Human Services	LOC6 ARP FOR LTCO SSA TITLE XX	2201GULOC6-00	\$44,775.00
93.767	U.S. Department of Health & Human Services	CHIP - MISCELLANEOUS PAYMENTS	2105GQ5021	\$15,426,968.67
93.767	U.S. Department of Health & Human Services	CHIP WAIVER (\$200,000) MISC	2205GQ5021	\$1,333,333.33
93.767	U.S. Department of Health & Human Services	CHIP WAIVER (\$200,000) MISC	2205GQ5021	\$1,333,333.00
93.778	U.S. Department of Health & Human Services	MEDICAID PAYMENT III	2105GQTMAP	\$12,155,506.32
93.778	U.S. Department of Health & Human Services	MEDICAID - PAYMENTS	2105GQTMAP	\$53,512,952.29
93.778	U.S. Department of Health & Human Services	MEDICAID AMER RESCUE PLAN ACT	2105GQARPT	\$820,000.00
93.778	U.S. Department of Health & Human Services	ENHANCEMENT ALLOTMENT PLAN	2205GQ1935	\$1,563,037.00
93.778	U.S. Department of Health & Human Services	MEDICAID - PAYMENTS	2205GQTMAP	\$67,249,864.73
93.778	U.S. Department of Health & Human Services	MEDICAID AMER RESCUE PLAN ACT	2205GQARPT	\$1,000,000.00

**Government of Guam**  
**Department of Public Health & Social Services**  
**Fiscal Year 2022 - Federal Grants**

<b>CFDA#</b>	<b>Funding Agency</b>	<b>Program Title</b>	<b>Grant Award No.</b>	<b>Award</b>
93.778	U.S. Department of Health & Human Services	MEDICAID CHILDLESS ADULT MISC	2205GQTMAP	\$16,100,097.66
93.778	U.S. Department of Health & Human Services	MEDICAID CHILDLESS ADULT I	2205GQTMAP	\$24,899,902.34
93.778	U.S. Department of Health & Human Services	MMIS IAPD ADMINISTRATION	2205GQMMIS	\$1,324,337.00
93.778	U.S. Department of Health & Human Services	MEDICAID COFAS FY22	2205GQCOFA	\$22,299,000.00
93.778	U.S. Department of Health & Human Services	MEDICAID ASSIST PROG - ADMIN	2205GQTADM	\$2,340,000.00
93.778	U.S. Department of Health & Human Services	MEDICAID WAIVER 100%	2205GQTMAP	\$1,851,852.00
93.778	U.S. Department of Health & Human Services	MEDICAID PAYMENT III	2205GQTMAP	\$20,768,283.27
93.778	U.S. Department of Health & Human Services	MEDICAID ARPA FY22 3QTR	2205GQARPT	\$949,428.00
93.778	U.S. Department of Health & Human Services	MEDICAID ARPA FY22 4QTR	2205GQARPT	\$949,428.00
93.870	U.S. Department of Health & Human Services	HOME VISIT PROGRAM (MIECHV-20)	6X10MC39681-01-02	\$975,728.00
93.870	U.S. Department of Health & Human Services	MIECHV - AMER RESCUE PLAN ACT	6X11MC41955-01-01	\$100,000.00
93.870	U.S. Department of Health & Human Services	HOME VISIT PROGRAM (MIECHV-21)	6X10MC43576-01-01	\$997,661.00
93.870	U.S. Department of Health & Human Services	MIECHV - AMER RESCUE PLAN ACT	6X11MC45272-01-01	\$215,527.00
93.870	U.S. Department of Health & Human Services	HOME VISIT PROGRAM (MIECHV)	1X10MC46860-01-00	\$970,915.00
93.898	U.S. Department of Health & Human Services	BREAST & CERV CANCER EARLY DET	5NU58DP006269-04-00	\$500,000.00
93.898	U.S. Department of Health & Human Services	COMPREHENSIVE CANCER CTRL PROG	5NU58DP006269-05-00	\$692,116.00
93.898	U.S. Department of Health & Human Services	BREAST & CERV CANCER EARLY DET	5NU58DP006269-05-00	\$943,295.00
93.898	U.S. Department of Health & Human Services	BREAST & CERV CANCER EARLY DET	1NU58DP007176-01-00	\$500,000.00
93.898	U.S. Department of Health & Human Services	COMPREHENSIVE CANCER CTRL PROG	1NU58DP007176-01-00	\$244,944.00
93.917	U.S. Department of Health & Human Services	RYAN WHITE COVID19 RESPONSE	1X7CHA36883-01-00	\$19,999.05
93.917	U.S. Department of Health & Human Services	RYAN WHITE CARE ACT TITLE II	5X07HA00052-31-00	\$349,968.00
93.917	U.S. Department of Health & Human Services	RYAN WHITE CARE ACT TITLE II	2X07HA0005232-00	\$283,884.00
93.917	U.S. Department of Health & Human Services	RYAN WHITE PART-B SUPPLMNT X08	1X08HA46631-01-00	\$62,499.00
93.946	U.S. Department of Health & Human Services	GUAM MATERNAL MORTALITY REVIEW	1NU58DP007237-01-00	\$143,337.00
93.991	U.S. Department of Health & Human Services	PREVENTIVE HEALTH BLOCK GRANT	1NB01OT009431-01-00	\$341,382.00
93.991	U.S. Department of Health & Human Services	PREVENTIVE HEALTH BLOCK GRANT	1NB01OT009450-01-00	\$343,189.00
93.994	U.S. Department of Health & Human Services	MATERNAL AND CHILD HEALTH SVCS	B04MC40126	\$762,930.00
93.994	U.S. Department of Health & Human Services	MATERNAL AND CHILD HEALTH SVCS	1B04MC45208-01-00	\$770,757.00
94.017	U.S. Department of Health & Human Services	SENIOR DEMONSTRATION PROGRAM	22SDIGU001	\$183,758.00
97.036	U.S. Department of Homeland Security	DOLPHIN GRANTEE-PHSS CAT B	PA09GU4224PW00010	\$11,315.97
97.036	U.S. Department of Homeland Security	DOLPHIN GRANTEE-PHSS CAT E	PA09GU4224PW00023	\$4,355.21
97.036	U.S. Department of Homeland Security	PA DR4495 DPHSS PPE 01 PW00031	PA09GU4495PW00031	\$71,554.75
<b>Total</b>				<b>\$731,079,376.07</b>

# DEPARTMENT OF PUBLIC HEALTH AND SOCIAL SERVICES ORGANIZATIONAL CHART



**DEPARTMENT OF PUBLIC WORKS  
ENGINEERING, BUS OPERATIONS,  
SOLID WASTE AND HIGHWAY DIVISION**

**GOVERNMENT OF GUAM  
DEPARTMENT OF PUBLIC WORKS, ENGINEERING, BUS  
OPERATIONS, SOLID WASTE AND HIGHWAY DIVISION  
NATURE AND EXTENT OF SERVICES**

The Department of Public Works provides engineering services in accordance with industry standards and regulations, review and approves, inspects, and monitors all proposed construction and government capital projects, to ensure compliance with building codes, construction laws and procurement regulations to government contracting. It oversees all highway construction and rehabilitation projects in conjunction with Federal highway regulations, and additionally, provides island wide maintenance support for roadway beautification programs, flood and hazard mitigation controls, disaster preparation and recovery measures, and highway and traffic program services. Furthermore, the Department is responsible for maintenance of government buildings and vehicles. It is also tasked with solid waste collection and disposal services for residential homes and government agencies. Lastly, the Department is tasked with providing safe and efficient bussing services to both public and private schools as well as providing transportation services for emergency evacuation and civil activities as authorized by the Governor or his designee.

An indirect cost rate is proposed for the department to charge for its appropriate share of the fiscal year 2020 government wide central service costs allocation, department-wide administrative costs.

**Department of Public Works**  
**Carryforward and Indirect Cost Rate Computation w/Federal Percentage**  
**Fiscal Year Ending September 30, 2022**

<b>TITLE/DESCRIPTION</b>	<b>YEAR- ENDING AMOUNT</b>
FY 2022 Direct Salaries Base (based on actual costs incurred)	\$9,193,511
FY 2022 Indirect Cost Rate (per FY 2022 Negotiation Agreement)	23.28%
FY 2022 Recoverable Indirect Costs	<u>\$2,140,249</u>
FY 2022 Indirect Costs	\$1,214,919
FY 2022 SWCAP	\$945,236
FY 2019 Under(Over) recovery Carryforward to FY 2022	191,049
FY 2022 Indirect Cost Pool	<u>2,351,204</u>
FY 2022 Recoverable Indirect Costs	(2,140,249)
FY 2022 Under(Over)recovery Carryforward to FY 2025	<u>210,955</u>
FY 2025 Indirect Costs (proposed)	\$1,214,919
FY 2025 SWCAP	\$670,341
FY 2025 Indirect Cost Pool	<u>\$2,096,214</u>
FY 2025 Direct Salaries Base (proposed) <sup>1/</sup>	<u>\$9,193,511</u>
FY 2025 Indirect Cost Rate	<u>22.80%</u>

<b>Salaries and Wages</b>		
Local	7,105,624	77.29%
Federal	2,087,887	22.71%
	<b>9,193,511</b>	<b>100.00%</b>

1/ Federal funding percentage      22.71%

**GOVERNMENT OF GUAM  
INDIRECT COST RATE PROPOSAL - SHORT FORM METHOD  
FOR FISCAL YEAR ENDED SEPTEMBER 30, 2022**

**DEPARTMENT:  
Department of Public Works**

	<b>Total Costs <u>Incurred</u></b>	<b>Excludable Costs</b>	<b>Unallowable Costs</b>	<b>Direct Costs</b>		<b>Indirect Costs</b>
				<b>Salaries &amp; Wages</b>	<b>Other</b>	
<b><u>Divisions/Bureaus</u></b>						
All Local Programs	17,919,301	-	144,031	7,105,624	10,669,645	-
All Federal Programs	30,876,852	-	629,678	2,087,887	28,159,287	-
<b>Total Direct Costs</b>	<b>48,796,153</b>	<b>-</b>	<b>773,710</b>	<b>9,193,511</b>	<b>38,828,932</b>	<b>-</b>
<b><u>Departmental Indirect Costs</u></b>						
General Administration	1,214,919	-	-	-	-	1,214,919
<b>Total Departmental Indirect Costs</b>	<b>1,214,919</b>	<b>-</b>	<b>-</b>	<b>-</b>	<b>-</b>	<b>1,214,919</b>
<b>Total</b>	<b>50,011,072</b>	<b>-</b>	<b>773,710</b>	<b>9,193,511</b>	<b>38,828,932</b>	<b>1,214,919</b>
<b><u>Central Service Cost Allocation Plan</u></b>						
Division of Accounts & Payroll	143,508					143,508
Federal Grants Division	34,438					34,438
Treasurer's Office	35,441					35,441
General Services Agency	56,924					56,924
Human Resources Division	148,828					148,828
Office of Technology (Data Processing)	118,170					118,170
DPW-Building Maintenance Division	66,914					66,914
Bureau of Budget & Mgmt Research	97,412					97,412
Civil Service Commission	35,041					35,041
Retirement Fund	161,499					161,499
<b>TOTAL</b>	<b>898,174</b>					<b>898,174</b>

**Government of Guam  
Department of Public Works  
Fiscal Year 2022 - Federal Grants**

CFDA#	Funding Agency	Program Title	Grant Award No.	Award
15.875	U.S. Department of the Interior	RJB COMPLEX PHASE II RENOV	D17AP00119	\$578,000.00
15.875	U.S. Department of the Interior	DPW CAMPUS PHOTOVOLTAIC SYSTEM	D17AP00093	\$548,827.00
15.875	U.S. Department of the Interior	DOI-SCHOOL LEASEBACK PROJ FY19	GUAMCI2019-1	\$5,736,250.00
15.875	U.S. Department of the Interior	FY18 DPW OPS OFFSET (CIP)	GUAMCI2018-2	\$100,000.00
15.875	U.S. Department of the Interior	FY19 IA OPS (RECIPIENT#4-DPW)	GUAMCI2019-2	\$850,000.00
15.875	U.S. Department of the Interior	FY20 IA OPS OFFSET #1 (DPW)	GUAMCI2020-2	\$350,000.00
15.875	U.S. Department of the Interior	DPW BARCODE INVENTORY SYSTEM	D20AP00074	\$14,000.00
15.875	U.S. Department of the Interior	DPW CCTV SYSTEMM PROJECT	D20AP00075	\$44,200.00
15.875	U.S. Department of the Interior	FY21 IA OPS OFFSET #2 (DPW)	GUAMCI2021-2	\$850,000.00
15.875	U.S. Department of the Interior	HIGHWAY INFRASTR MAINT PROG	D21AP10145-00	\$556,000.00
15.875	U.S. Department of the Interior	DOI-SCHOOL LEASEBACK PROJ FY22	GUAMCI2022-1	\$5,735,750.00
15.875	U.S. Department of the Interior	TECH DATA SOFTWARE EQUIP PROG	D19AP00110	\$103,000.00
15.875	U.S. Department of the Interior	DPW TM & FLEET SUPPORT PROGRAM	D22AP00128-00	\$205,664.00
15.875	U.S. Department of the Interior	HIGHWAY INFRASTRUCTR MAINT PRG	D20AP00138	\$370,000.00
20.205	U.S. Department of Transportation	RT11 COMM PORT CABRAS ISL-0709	09J3100981018	\$2,362,196.08
20.205	U.S. Department of Transportation	ROUTE 17 RECONSTRUCT AND WIDEN	QT10015017102	\$6,260,661.00
20.205	U.S. Department of Transportation	AGFAYAN BRIDGE PERM RESTORATON	GQER22(017)	\$180,000.00
20.205	U.S. Department of Transportation	RT6A, MURRAY SCOUR PERMNT TP	09V0310006A10	\$661,051.13
20.205	U.S. Department of Transportation	RT. 4, AGFAYAN BRIDGE	GQER0004(113)	\$5,046,062.52
20.205	U.S. Department of Transportation	RT. 4 AS-MISA BRIDGE (TP)	09V031000041101	\$1,459,902.97
20.205	U.S. Department of Transportation	RTE 10A PORTION REHAB	GUNH010AHT10	\$1,523,861.10
20.205	U.S. Department of Transportation	RTE 14B RECON/WIDEN DESIGN	014B00170001000	\$3,428,656.00
20.205	U.S. Department of Transportation	RTE 5 & RTE 12 PORTION RECON	GUNH0005003	\$14,821,844.29
20.205	U.S. Department of Transportation	ISWIDE HWY HAZARD ELIM	HE66102HTLT1015	\$7,867,110.05
20.205	U.S. Department of Transportation	RTE27 FINEGAYAN RECONS RT 1-16	GUNH0027(004)	\$642,492.74
20.205	U.S. Department of Transportation	PROGRAM ADMIN AND OPERATIONS	LT10015FY051212	\$815,669.40
20.205	U.S. Department of Transportation	ROUTE 25 RECONSTRUCT/WIDENING	GUNH0025(101)	\$1,340,663.04
20.205	U.S. Department of Transportation	ISLANDWIDE PROG MGMT SERVICES	GUNHIPMS(002)	\$85,675,739.41
20.205	U.S. Department of Transportation	RTE 1 SKATE PRK PED BARR SIGNL	GUNH0001(122)	\$597,610.00
20.205	U.S. Department of Transportation	LEGAL SERVICES-DIRECT COST HWY	0002(103)31E0	\$1,650,000.00
20.205	U.S. Department of Transportation	RT4 YLIG BRIDGE PHSE 1 REPLACE	GUNH0004(104)	\$8,211,820.79
20.205	U.S. Department of Transportation	NORTH GUAM SIGNALIZATION PROJ	000112470001000	\$985,296.67
20.205	U.S. Department of Transportation	RT 11 SHORE PROTECTION CABRAS	0011001593LY3	\$3,000,000.00
20.205	U.S. Department of Transportation	RECONSTR/REHAB RTE 2 CULVERTS	0002104015LT1	\$2,734,415.84
20.205	U.S. Department of Transportation	RT.16,GMF GNG INTERSECTION	0016007015QT10	\$1,505,650.26
20.205	U.S. Department of Transportation	RTE17 RESURFACING & WIDENING	0017102015LT1	\$7,654,704.69
20.205	U.S. Department of Transportation	MASSO RIVER BRDGE EMBKMT RESTR	0006011015LT10	\$293,198.40
20.205	U.S. Department of Transportation	RT.14 RESURFACING(RT1-ARCHBIS)	0014001010031E0	\$476,869.45
20.205	U.S. Department of Transportation	TALEYFAK SPANISH BRDGE RESTORE	GUNH0002(107)	\$187,212.79
20.205	U.S. Department of Transportation	TECH SUPPRT GEOTECH ENGINEERING	GUNHTSIS00101	\$49,679.00
20.205	U.S. Department of Transportation	ALPACHO BRIDGE REPLACEMENT PROJ	GUNH0017(106)	\$359,397.92
20.205	U.S. Department of Transportation	RT 3 FROM RT 28 CHALAN KARETA	GUDAR3003105	\$51,765,076.38
20.205	U.S. Department of Transportation	APPRAISAL SERVICES (IDIQ)	LT10015AARS001	\$150,000.00
20.205	U.S. Department of Transportation	RT 1, RT 8 /RT1 AGANA BRIDGE	T101001	\$15,755,878.65
20.205	U.S. Department of Transportation	RT 1, RT 8 /RT1 AGANA BRIDGE	T101001	\$5,195,817.23
20.205	U.S. Department of Transportation	RTE 1 BRIDGE REHAB-ASAN/AGUADA RIVERS	GUNH0001(126)	\$1,200,000.00
20.205	U.S. Department of Transportation	NAT'L SUMMER TRANSPORTATION INST PROG	GUNHNSTI001	\$20,124.00
20.205	U.S. Department of Transportation	RT17 REHABILITATION & WIDENING	GUNH0017107	\$2,696,967.41
20.205	U.S. Department of Transportation	ROUTE 4 TOGCHA RIVER TO IPAN	GUNH0004013	\$837,674.65
20.205	U.S. Department of Transportation	DISADVANTAGE BUSINESS ENT SUPP	GUNHDBSS001	\$0.01
20.205	U.S. Department of Transportation	RT 26/25 INTERSECTION IMPROV	GUNH0026005	\$2,860,142.54
20.205	U.S. Department of Transportation	ISLANDWIDE PROG MANAGEMENT SER	GUNHIPMS003	\$550,647.55
20.205	U.S. Department of Transportation	BILE/PIGUA BRIDGE RESPLACEMENT	GUNHNBIS007	\$4,780,397.52
20.205	U.S. Department of Transportation	APPRAISAL AND APPRAISAL REVIEW	GUNHAARS(003)	\$299,712.92
20.205	U.S. Department of Transportation	RTE 1 RESURFACING (YIGO-ASAN)	GUNH0001127	\$773,155.41
20.205	U.S. Department of Transportation	TECH SUPP ISLWD ARCHAEOLOGICAL	GUNHPSAS002	\$251,133.42

**Government of Guam  
Department of Public Works  
Fiscal Year 2022 - Federal Grants**

CFDA#	Funding Agency	Program Title	Grant Award No.	Award
20.205	U.S. Department of Transportation	NATL SUMMER TRANSP INST PROG	GUNHNSTI003	\$20,000.00
20.205	U.S. Department of Transportation	RTE1 RESTORATION ALUPANG BEACH	GUNH0001(128)	\$200,000.00
20.205	U.S. Department of Transportation	ROADWAY & BRIDGE DESIGN SVCS	GUNHRBDS(002)	\$3,590,429.28
20.205	U.S. Department of Transportation	ISLANDWIDE ENVIR SUPPORT SVCS	GUNHIESS(001)	\$305,000.00
20.205	U.S. Department of Transportation	AJAYAN BRIDGE REPLACEMENT	GUNH0004(118)	\$20,460.00
20.205	U.S. Department of Transportation	GU TRANSP TRAINING PROG FY17	GUTHSJTSS(005)	\$25,000.00
20.205	U.S. Department of Transportation	RTE1 MULT BRIDGE RECONSTRUCT	GUDAR0001(131)	\$4,240,000.00
20.205	U.S. Department of Transportation	TRAFFIC MGMT CNTR-COMMUNICATNS	GUTHS1000(024)	\$302,000.00
20.205	U.S. Department of Transportation	RTE 10 SAFETY IMPROVEMENT	GUTHS0010(002)	\$45,646.48
20.205	U.S. Department of Transportation	TRAFF SIGNAL SYS UPGR ISLE PHS2	GUTHS1000(025)	\$430,000.00
20.205	U.S. Department of Transportation	ISLANDWIDE PROGRAM MGMT SVCS	GUTHSIPMS(004)	\$20,629,595.34
20.205	U.S. Department of Transportation	APPRAISAL/APPRAISAL REVIEW SVC	GUTHSAARS(005)	\$88,627.75
20.205	U.S. Department of Transportation	RTE 14 RESURFACE-RTE1 ARC FLRS	GUNH0014(002)	\$125,291.00
20.205	U.S. Department of Transportation	PROF CONSTRUCTION MGMT SVCS	GUTHSPCMS(003)	\$0.01
20.205	U.S. Department of Transportation	TECH SUPP/ISLAND ROW ACQ-RELOC	GUTHS0ARS(003)	\$20,000.00
20.205	U.S. Department of Transportation	GU TRANSP TRAINING SUPP FY18	GUTHSJTSS(006)	\$99,970.00
20.205	U.S. Department of Transportation	PROGRAM ADMIN/OPERATIONS	GUTHSFY20(001)	\$1,576,420.00
20.205	U.S. Department of Transportation	RTE1 RESURFACING RTE30-RTE10A	GUTHS0001(133)	\$9,972,466.98
20.205	U.S. Department of Transportation	RTE28 REHAB RTE1 TO BUMACHACHU	GUTHS0028(001)	\$8,175,218.15
20.205	U.S. Department of Transportation	RTE4 & RTE2 PLANNING STUDY	GUTHS1000(115)	\$343,801.00
20.205	U.S. Department of Transportation	LEO PALACE/PAGO BAY BRIDGES	GUTHSNBIS(008)	\$569,876.00
20.205	U.S. Department of Transportation	FONTE/MERIZO INLAND CULVERT	GUTHSNBIS(009)	\$362,235.00
20.205	U.S. Department of Transportation	ATANTANO BRIDGE (TEMP REPAIRS)	GUTHS0001(132)	\$376,730.50
20.205	U.S. Department of Transportation	OPS PERSONNEL COST (CRRSAA)	GUTHSCRSA(001)	\$2,745,135.42
20.205	U.S. Department of Transportation	TRAFFIC SIGNAL SYS EQUIP(FY21)	GUTHS1100(021)	\$150,000.00
20.205	U.S. Department of Transportation	ISLANDWIDE BRIDGE INSPECTION	GUTHIBIS(002)	\$1,900,000.00
20.205	U.S. Department of Transportation	OJT TRAINING SUPPORT SVCS FY20	GUTHSJTSS(007)	\$50,000.00
20.205	U.S. Department of Transportation	PROGRAM ADMIN/OPERATIONS	GUTHSFY21(001)	\$3,825,167.00
20.205	U.S. Department of Transportation	ISLANDWIDE PROF LAND SURVEY SV	GUTHSPLSS(002)	\$11,000.00
20.205	U.S. Department of Transportation	UNDER PAVEMNT INFRASTR RETROFT	GUDAR1000(113)	\$4,810,000.00
20.205	U.S. Department of Transportation	NATL SUMMR TRNSP INST PRG 2021	GUTHSNSTI007	\$21,053.00
20.205	U.S. Department of Transportation	SIGNING SYS UPGRADE ISLANDWIDE	GUTHS1000(114)	\$507,006.15
20.205	U.S. Department of Transportation	RTE14 RESURFACING RTE1-RTE14B	GUTHS0014(003)	\$15,610,240.15
20.205	U.S. Department of Transportation	PAG AUTO LOT EXPND & ACCESS RD	GUPAG0011(010)	\$119,933.50
20.205	U.S. Department of Transportation	PROGRAM ADMIN AND OPERATIONS	GUTHSFY22(001)	\$3,886,800.00
20.205	U.S. Department of Transportation	AJAYAN BRIDGE TEMP SHORING	GUTHS0004(119)	\$185,281.89
20.205	U.S. Department of Transportation	GU TRANSPORT JTSS (FY21)	GUTHSJTSS(021)	\$55,000.00
20.205	U.S. Department of Transportation	ISLANDWIDE PROGRAM MGMT SVCS	GUTHSIPMS(005)	\$360,701.52
20.205	U.S. Department of Transportation	RTE 14B PHASE 1 CLIFFSIDE	GUTHS014B(004)	\$11,595,468.99
20.205	U.S. Department of Transportation	ISLNDWDE SAFTY IMPRV STRP/MARK	GUTHS1400(020)	\$635,679.05
20.205	U.S. Department of Transportation	ISLNDWD GUARDRAIL REPAIR/REPLC	GUTHS1300(020)	\$300,255.00
20.205	U.S. Department of Transportation	RTE17 REHAB/WIDE PHS2B RTE5-4A	GUNH0017(108)	\$40,000.00
20.205	U.S. Department of Transportation	ISLWD PRMRY PAVG-PAVMT MRKNGS	GUTHS1200(020)	\$625,363.65
20.205	U.S. Department of Transportation	GU TRANSPORT JTSS (FY22)	GUTHSJTSS(022)	\$45,000.00
20.205	U.S. Department of Transportation	TRFFC SGNL UPGRD ISLNDWDE PHS1	GUTHS1000(116)	\$2,850,000.00
20.205	U.S. Department of Transportation	PROGRAM ADMIN AND OPERATIONS	GUTHSFY23(001)	\$2,530,428.00
20.600	U.S. Department of Transportation	SEC 402 PA PLANNING & ADMIN	PA22	\$202,340.84
20.600	U.S. Department of Transportation	SEC 402 AL ALCOHOL	AL22	\$73,386.72
20.600	U.S. Department of Transportation	SEC 402 AL - ALCOHOL DUID EDUC	AL22	\$20,000.00
20.600	U.S. Department of Transportation	SEC 402 OP OCCUPANT PROTECTION	OP22	\$28,897.54
20.600	U.S. Department of Transportation	SEC 402 PT POLICE TRAFFIC SERV	PT22	\$80,659.14
20.600	U.S. Department of Transportation	SEC 402 TR - TRAFFIC RECORDS	TR22	\$20,885.69
20.600	U.S. Department of Transportation	SEC 402 PM - PAID ADS	PM22	\$26,751.13
20.600	U.S. Department of Transportation	SEC 402 PS - PEDSTRN/BIKE/SFTY	PS22	\$22,393.73
20.600	U.S. Department of Transportation	SEC 402 EM EMERG MEDIC SVC OHS	EM22	\$203.00
20.600	U.S. Department of Transportation	SEC 402 AL-ALC GPD DUI IM DRIV	AL22	\$15,164.27

**Government of Guam  
Department of Public Works  
Fiscal Year 2022 - Federal Grants**

CFDA#	Funding Agency	Program Title	Grant Award No.	Award
20.600	U.S. Department of Transportation	SEC 402 PT-POL TR SVC GPD HEAT	PT22	\$50,000.00
20.600	U.S. Department of Transportation	SEC402 PS - PED SAFETY ENF GPD	PS22	\$5,000.00
20.600	U.S. Department of Transportation	SEC 402 PA-PLANNING & ADMIN	PA22	\$136,984.55
20.600	U.S. Department of Transportation	SEC 402 AL-ALCOHL OAG PROSECUT	AL22	\$76,175.00
20.600	U.S. Department of Transportation	SEC 402 AL - ALCOHOL	AL22	\$145,515.04
20.600	U.S. Department of Transportation	SEC 402 AL - ALCOHOL DUID EDUC	AL22	\$10,000.00
20.600	U.S. Department of Transportation	SEC 402 AL-ALCOHOL JOG DWI CRT	AL22	\$15,757.00
20.600	U.S. Department of Transportation	SEC402 AL-ALC GPD DUI IMP DRVG	AL22	\$24,835.73
20.600	U.S. Department of Transportation	SEC 402 OP-OCCUPANT PROTECTION	OP22	\$70,849.84
20.600	U.S. Department of Transportation	SEC 402 OP-OCCUP PROT GPD CIOT	OP22	\$15,000.00
20.600	U.S. Department of Transportation	SEC 402 PT-POLICE TRAFFIC GIAA	PT22	\$25,000.00
20.600	U.S. Department of Transportation	SEC 402 PT-POLICE TRAFF SERVICE	PT22	\$106,818.48
20.600	U.S. Department of Transportation	SEC402 PT-POL TR SV GPD OPHEAT	PT22	\$65,000.00
20.600	U.S. Department of Transportation	SEC 402 PT-POLICE TRAF SVC PAG	PT22	\$20,000.00
20.600	U.S. Department of Transportation	SEC 402 TR-TRAFF RECORDS	TR22	\$49,521.95
20.600	U.S. Department of Transportation	SEC 402 PS-PEDSTRN/BIKE/SAFETY	PS22	\$37,518.41
20.600	U.S. Department of Transportation	SEC 402 PS-PED SAFETY ENF GPD	PS22	\$15,000.00
20.600	U.S. Department of Transportation	SEC 402 EM-EMERG MEDIC SVC GFD	EM22	\$92,001.00
20.600	U.S. Department of Transportation	SEC 402 EM-EMERG MEDIC SVC OHS	EM22	\$9,797.00
20.600	U.S. Department of Transportation	SEC 402 PA - PLANNING & ADMIN	PA22	\$7,912.50
20.600	U.S. Department of Transportation	SEC 402 AL - ALCOHOL	AL22	\$10,200.87
20.600	U.S. Department of Transportation	SEC 402 OP-OCCUPANT PROTECTION	OP22	\$10,000.00
20.600	U.S. Department of Transportation	SEC 402 OP-OCCUP PROT GPD CIOT	OP22	\$5,000.00
20.600	U.S. Department of Transportation	SEC402 PT-POLICE TRAFF SERVICE	PT22	\$10,000.00
20.600	U.S. Department of Transportation	SEC 402 TR-TRAFFIC RECORDS	TR22	\$5,000.00
20.600	U.S. Department of Transportation	SEC 402 PS-PEDSTRN/BIKE/SAFETY	PS22	\$4,837.50
20.600	U.S. Department of Transportation	SEC 402 PM PAID ADS	PM22	\$13,248.87
20.600	U.S. Department of Transportation	SEC 402 DD-DISTRACTED DRIVING	DD22	\$15,000.00
20.600	U.S. Department of Transportation	SEC 405B M1CSS-OP HI PURCHASE	M1CSS22	\$10,682.71
20.600	U.S. Department of Transportation	SEC 405B M1PE OP HIGH EDUC	M1PE22	\$38,836.08
20.600	U.S. Department of Transportation	SEC 405C M3DA DATA PROGRAM	M3DA22	\$121,386.63
20.602	U.S. Department of Transportation	SEC 405B M1TR-OP HIGH TRAINING	M1TR22	\$70,805.59
20.602	U.S. Department of Transportation	SEC 405B M1HVE-OP HIGH GPD SCO	M1HVE22	\$20,000.00
20.602	U.S. Department of Transportation	SEC 405B M1TR-OP HIGH TRAINING	M1TR22	\$7,099.77
20.616	U.S. Department of Transportation	SEC 405B M1PE-OP HIGH EDUC	M1PE22	\$105,936.40
20.616	U.S. Department of Transportation	SEC 405B M1CSS-OP HI PURCHASE	M1CSS22	\$1,390.18
20.616	U.S. Department of Transportation	SEC 405B M1PE-OP HI PUBLIC EDU	M1PE22	\$6,000.00
97.036	U.S. Department of Homeland Security	DOLPHIN GRANTEE-DPW CAT B	PA09GU4224PW00046	\$41,792.81
97.036	U.S. Department of Homeland Security	DOLPHIN GRANTEE-DPW CAT A	PA09GU4224PW00047	\$743,970.52
97.036	U.S. Department of Homeland Security	PA DR4495 GSWA PPE PW00050	PA09GU4495PW00050-4;	\$13,483.51
97.036	U.S. Department of Homeland Security	PA DR4495 DPW PW00035	PA09GU4495PW00035-5;	\$78,279.23
<b>Total</b>				<b>\$370,150,784.27</b>

**GENERAL GOVERNMENT**  
**Department of Public Works**  
**Organizational Chart**  
**FY 2025**

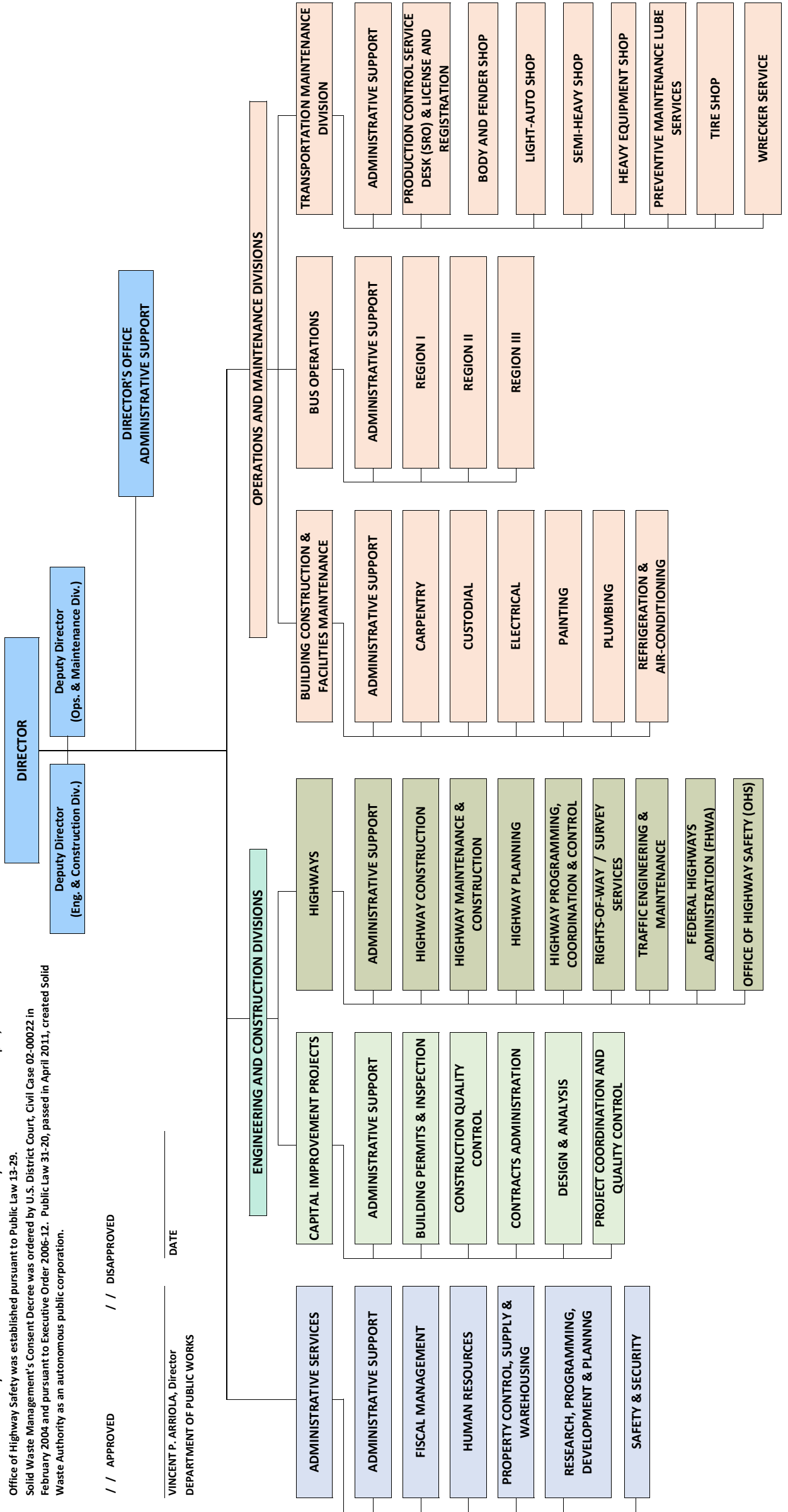
**FOOTNOTES:**

1. DPW was established by P.L. 1-88 and GC Section 5104 amended by P.L. 10-91 and 5GCA Chapt 3, Section 3106.
2. Office of Highway Safety was established pursuant to Public Law 13-29.
3. Solid Waste Management's Consent Decree was ordered by U.S. District Court, Civil Case 02-00022 in February 2004 and pursuant to Executive Order 2006-12. Public Law 31-20, passed in April 2011, created Solid Waste Authority as an autonomous public corporation.

// APPROVED // DISAPPROVED

VINCENT P. ARRIOLA, Director \_\_\_\_\_ DATE \_\_\_\_\_

DEPARTMENT OF PUBLIC WORKS



**DEPARTMENT OF INTEGRATED SERVICES  
FOR INDIVIDUALS WITH DISABILITIES**

**GOVERNMENT OF GUAM  
DEPARTMENT OF INTEGRATED SERVICES  
FOR INDIVIDUALS WITH DISABILITIES**

The Department of Integrated Services for Individuals with Disabilities (DISID) provides disability assisted services to individuals with disabilities through a full continuum of lifelong programs and services by promoting independence, productivity and the introduction of these individuals into the community. To provide this continuum of care, it has and will continue to build partnerships with local and federal governments as well as recognizing the efforts of all organizations and agencies associated with providing quality services to individuals with disabilities.

An indirect cost rate is proposed for the department to charge for its appropriate share of the fiscal year 2020 government wide central service costs allocation.

**Department of Integrated Services for Individuals with Disabilities**  
**Carryforward and Indirect Cost Rate Computation w/Federal Percentage**  
**Fiscal Year Ending September 30, 2022**

<b>TITLE/DESCRIPTION</b>	<b>YEAR- ENDING AMOUNT</b>
FY 2022 Direct Salaries Base (based on actual costs incurred)	\$795,924
FY 2022 Indirect Cost Rate (per FY 2022 Negotiation Agreement)	5.53%
FY 2022 Recoverable Indirect Costs	<u>\$44,015</u>
FY 2022 Indirect Costs	\$48,854
FY 2022 SWCAP	\$47,327
FY 2019 Under(Over) recovery Carryforward to FY 2022	(3,456)
FY 2022 Indirect Cost Pool	<u>92,725</u>
FY 2022 Recoverable Indirect Costs	(44,015)
FY 2022 Under(Over)recovery Carryforward to FY 2025	<u>48,710</u>
FY 2025 Indirect Costs (proposed)	\$48,854
FY 2025 SWCAP	\$95,860
FY 2025 Indirect Cost Pool	<u>\$193,423</u>
FY 2025 Direct Salaries Base (proposed) <sup>1/</sup>	<u>\$795,924</u>
FY 2025 Indirect Cost Rate	<u>24.30%</u>

<b>Salaries and Wages</b>		
Local	305,564	38.39%
Federal	490,360	61.61%
	<b>795,924</b>	<b>100.00%</b>

<sup>1/</sup> Federal funding percentage 61.61%

**GOVERNMENT OF GUAM  
INDIRECT COST RATE PROPOSAL - SHORT FORM METHOD  
FOR FISCAL YEAR ENDED SEPTEMBER 30, 2022**

**DEPARTMENT:  
Department of Integrated Services for Persons with Disabilities**

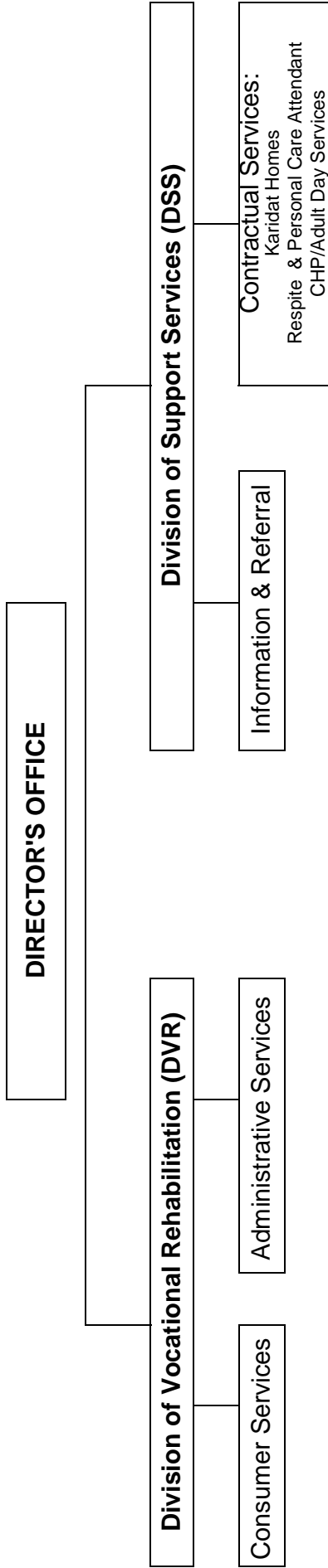
	<b>Total Costs <u>Incurred</u></b>	<b>Excludable Costs</b>	<b>Unallowable Costs</b>	<b>Direct Costs</b>		<b>Indirect Costs</b>
				<b>Salaries &amp; Wages</b>	<b>Other</b>	
<b><u>Divisions/Bureaus</u></b>						
All Local Programs	4,262,956	-	-	305,564	3,957,392	-
All Federal Programs	1,468,473	-	250	490,360	977,863	-
<b>Total Direct Costs</b>	<b>5,731,429</b>	<b>-</b>	<b>250</b>	<b>795,924</b>	<b>4,935,255</b>	<b>-</b>
<b><u>Departmental Indirect Costs</u></b>						
General Administration	48,854	-	-	-	-	48,854
<b>Total Departmental Indirect Costs</b>	<b>48,854</b>	<b>-</b>	<b>-</b>	<b>-</b>	<b>-</b>	<b>48,854</b>
<b>TOTAL</b>	<b>5,780,282</b>	<b>-</b>	<b>250</b>	<b>795,924</b>	<b>4,935,255</b>	<b>48,854</b>
<b><u>Central Service Cost Allocation Plan</u></b>						
Division of Accounts & Payroll	15,702					15,702
Federal Grants Division	2,335					2,335
Treasurer's Office	3,878					3,878
General Services Agency	5,421					5,421
Human Resources Division	14,883					14,883
Office of Technology (Data Processing)	12,929					12,929
DPW-Building Maintenance Division	-					-
Bureau of Budget & Mgmt Research	9,741					9,741
Civil Service Commission	2,124					2,124
Retirement Fund	9,788					9,788
<b>TOTAL</b>	<b>76,800</b>					<b>76,800</b>

**Government of Guam**  
**Department of Integrated Services for Individuals with Disabilities**  
**Fiscal Year 2022 - Federal Grants**

<b>CFDA#</b>	<b>Funding Agency</b>	<b>Program Title</b>	<b>Grant Award No.</b>	<b>Award</b>
15.875	U.S. Department of the Interior	FY17 IA OPS(RECIPIENT#4-DISID)	GUAMCI2017-2	\$300,000.00
15.875	U.S. Department of the Interior	FY20 IA OPS OFFSET #12 (DISID)	GUAMCI2020-2	\$51,810.00
93.369	U.S. Department of Health & Human Services	INDEPENDENT LIVING SERVICES	2201GUILSG-04	\$30,596.00
84.126A	U.S. Department of Education	VOCATIONAL REHAB SVCS-ADM	H126A210077	\$1,495,000.00
84.126A	U.S. Department of Education	VOCATIONAL REHAB SVCS-CLIENT	H126A210077	\$1,692,920.00
84.126A	U.S. Department of Education	VOCATIONAL REHAB SVCS-ADM	H126A220077	\$941,269.00
84.126A	U.S. Department of Education	VOCATIONAL REHAB SVCS-CLIENT	H126A220077	\$2,172,651.00
84.177B	U.S. Department of Education	INDEPENDENT LVNG - OLDER BLIND	H177B220054	\$40,000.00
<b>Total</b>				<b>\$6,724,246.00</b>

**GOVERNMENT OF GUAM**

**DEPARTMENT OF INTEGRATED SERVICES FOR INDIVIDUALS WITH DISABILITIES (DISID) FY 2024**



APPROVED BY: \_\_\_\_\_

Date: \_\_\_\_\_

DEPARTMENT OF YOUTH AFFAIRS

**GOVERNMENT OF GUAM  
DEPARTMENT OF YOUTH AFFAIRS  
NATURE AND EXTENT OF SERVICES**

The Department of Youth Affairs is responsible for operating and maintaining the island's youth correctional facility. It provides correctional services for youth offenders, including custodial care, treatment and rehabilitation services for those adjudicated by the courts. The Department administers juvenile delinquency prevention programs, as well as provides for the development of pre-vocational skills and training.

An indirect cost rate is proposed for the department to charge for its appropriate share of the fiscal year 2020 government wide central service costs allocation and department-wide administrative costs.

**Department of Youth Affairs**  
**Carryforward and Indirect Cost Rate Computation w/Federal Percentage**  
**Fiscal Year Ending September 30, 2022**

<b>TITLE/DESCRIPTION</b>	<b>YEAR- ENDING AMOUNT</b>
FY 2022 Direct Salaries Base (based on actual costs incurred)	\$3,414,000
FY 2022 Indirect Cost Rate (per FY 2022 Negotiation Agreement)	36.61%
FY 2022 Recoverable Indirect Costs	<u>\$1,249,866</u>
FY 2022 Indirect Costs	\$820,967
FY 2022 SWCAP	\$277,122
FY 2019 Under(Over) recovery Carryforward to FY 2022	(55,310)
FY 2022 Indirect Cost Pool	<u>1,042,779</u>
FY 2022 Recoverable Indirect Costs	(1,249,866)
FY 2022 Under(Over)recovery Carryforward to FY 2025	<u>(207,087)</u>
FY 2025 Indirect Costs (proposed)	\$820,967
FY 2025 SWCAP	\$156,273
FY 2025 Indirect Cost Pool	<u>\$770,154</u>
FY 2025 Direct Salaries Base (proposed) <sup>1/</sup>	<u>\$3,414,000</u>
FY 2025 Indirect Cost Rate	<u>22.56%</u>

<b>Salaries and Wages</b>		
Local	3,399,040	99.56%
Federal	14,961	0.44%
	<u>3,414,000</u>	<u>100.00%</u>

1/ Federal funding percentage      0.44%

**GOVERNMENT OF GUAM  
INDIRECT COST RATE PROPOSAL - SHORT FORM METHOD  
FOR FISCAL YEAR ENDED SEPTEMBER 30, 2022**

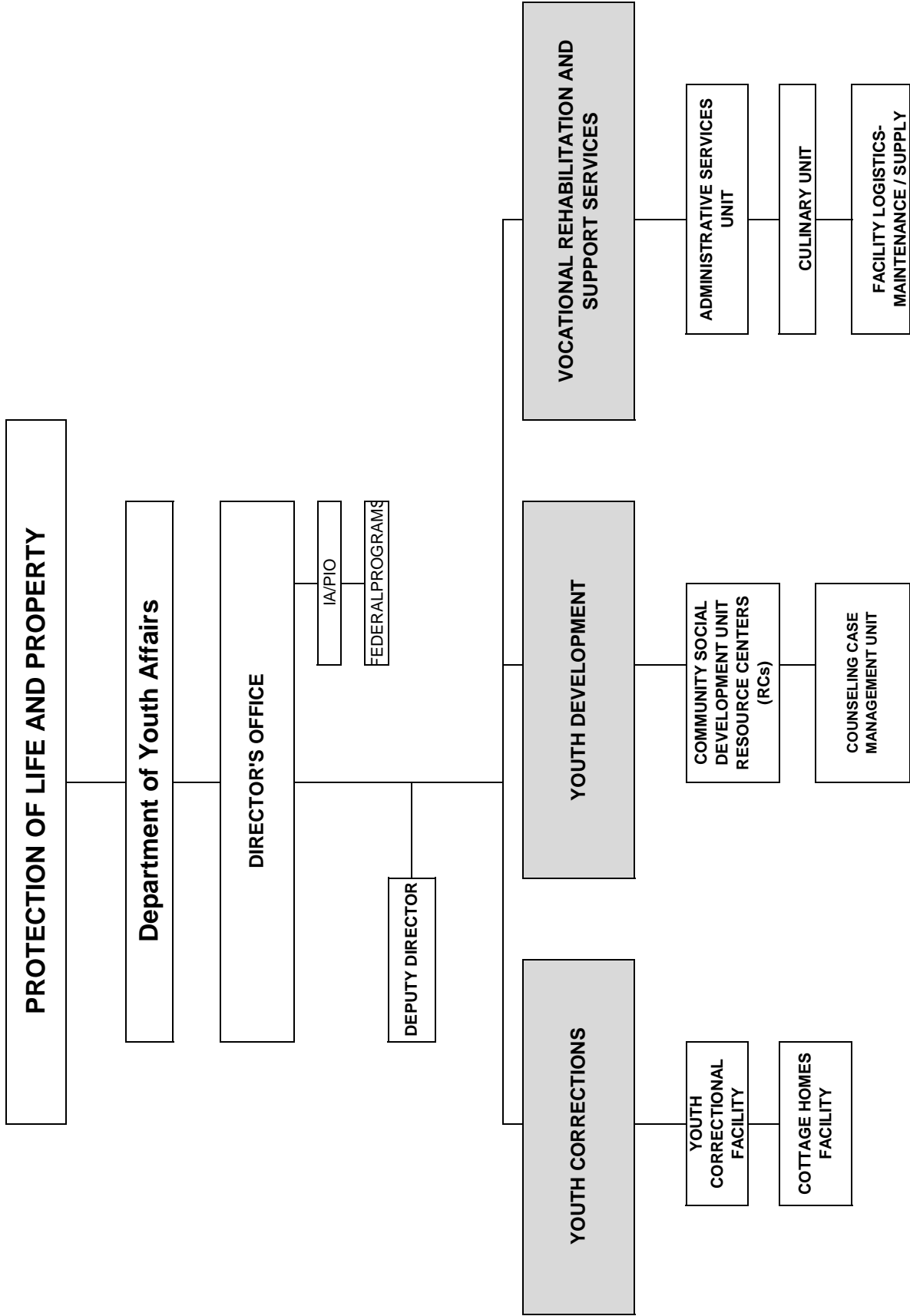
**DEPARTMENT:  
Department of Youth Affairs**

	<b>Total Costs <u>Incurred</u></b>	<b>Excludable Costs</b>	<b>Unallowable Costs</b>	<b>Direct Costs</b>		<b>Indirect Costs</b>
				<b>Salaries &amp; Wages</b>	<b>Other</b>	
<b><u>Divisions/Bureaus</u></b>						
All Local Programs	5,167,808	-	30,179	3,399,040	1,738,589	-
All Federal Programs	125,354	-	786	14,961	109,607	-
<b>Total Direct Costs</b>	<b>5,293,162</b>	<b>-</b>	<b>30,965</b>	<b>3,414,000</b>	<b>1,848,196</b>	<b>-</b>
<b><u>Departmental Indirect Costs</u></b>						
General Administration	822,232	-	1,265	-	-	820,967
<b>Total Departmental Indirect Costs</b>	<b>822,232</b>	<b>-</b>	<b>1,265</b>	<b>-</b>	<b>-</b>	<b>820,967</b>
<b>TOTAL</b>	<b>6,115,394</b>	<b>-</b>	<b>32,230</b>	<b>3,414,000</b>	<b>1,848,196</b>	<b>820,967</b>
<b><u>Central Service Cost Allocation Plan</u></b>						
Division of Accounts & Payroll	18,515					18,515
Federal Grants Division	584					584
Treasurer's Office	4,573					4,573
General Services Agency	14,804					14,804
Human Resources Division	46,590					46,590
Office of Technology (Data Processing)	15,246					15,246
DPW-Building Maintenance Division	23,588					23,588
Bureau of Budget & Mgmt Research	30,494					30,494
Civil Service Commission	7,143					7,143
Retirement Fund	32,923					32,923
<b>TOTAL</b>	<b>194,460</b>					<b>194,460</b>

**Government of Guam  
Department of Youth Affairs  
Fiscal Year 2022 - Federal Grants**

<b>CFDA#</b>	<b>Funding Agency</b>	<b>Program Title</b>	<b>Grant Award No.</b>	<b>Award</b>
15.875	U.S. Department of the Interior	DYA BLDG CONSTRUCTION-DOI GRNT	GUAMCIP2019-4	\$1,920,000.00
15.875	U.S. Department of the Interior	DYA COTTAGE HOME FACILITY	GUAMCIP2019-5	\$330,000.00
15.875	U.S. Department of the Interior	FY19 IA OPS (RECIPIENT#3-DYA)	GUAMCI2019-2	\$329,850.00
15.875	U.S. Department of the Interior	DYA FY20 DOI-CIP FACILITY UPGR	D20AP00014	\$720,000.00
15.875	U.S. Department of the Interior	SUMMER YOUTH EMPLOYMENT (FED)	D22AF00325-00	\$0.00
16.540	U.S. Department of Justice	2018 TITLE II AFTER SCHOOL PRG	2018JXFX0032	\$25,172.00
16.540	U.S. Department of Justice	2018 TITLE II COMPL MONITOR	2018JXFX0032	\$36,385.00
16.540	U.S. Department of Justice	2018 TITLE II PLANNING/ADMIN	2018JXFX0032	\$2,700.00
16.540	U.S. Department of Justice	2018 TITLE II ST ADVISORY GRP	2018JXFX0032	\$3,000.00
16.540	U.S. Department of Justice	2018 TITLE II DISPROP MINORITY	2018JXFX0032	\$4,369.00
16.540	U.S. Department of Justice	2018 TITLE II JJ SYS IMPROVMNT	2018JXFX0032	\$3,298.00
16.540	U.S. Department of Justice	2019 TITLE II AFTER SCHOOL PRG	2019JXFX0023	\$23,472.00
16.540	U.S. Department of Justice	2019 TITLE II COMPL MONITOR	2019JXFX0023	\$31,984.00
16.540	U.S. Department of Justice	2019 TITLE II PLANNING/ADMIN	2019JXFX0023	\$400.00
16.540	U.S. Department of Justice	2019 TITLE II ST ADVISORY GRP	2019JXFX0023	\$1,500.00
16.540	U.S. Department of Justice	2019 TITLE II SYS IMPROVEMENT	2019JXFX0023	\$16,727.00
16.540	U.S. Department of Justice	2020 TITLE II AFTER SCHOOL PRG	2020JXFX0055	\$19,272.00
16.540	U.S. Department of Justice	2020 TITLE II COMPLINCE MONITR	2020JXFX0055	\$39,527.00
16.540	U.S. Department of Justice	2020 TITLE II PLANNING/ADMIN	2020JXFX0055	\$2,100.00
16.540	U.S. Department of Justice	2020 TITLE II ST ADVISORY GRP	2020JXFX0055	\$2,100.00
16.540	U.S. Department of Justice	2020 TITLE II SYS IMPROVEMENT	2020JXFX0055	\$1,409.00
16.735	U.S. Department of Justice	PREA TIPS	2018RPBXK001	\$138,767.00
97.036	U.S. Department of Homeland Security	PA DR4495 DYA OT01 PW00005	PA09GU4495PW00005(0)	\$24,068.50
97.036	U.S. Department of Homeland Security	PA DR4495 DYA PPE PW00012	PA09GU4495PW00012(0)	\$9,616.36
97.036	U.S. Department of Homeland Security	PA DR4495 DYA OT02 PW00021	PA09GU4495PW00021(0)	\$8,636.31
97.036	U.S. Department of Homeland Security	PA DR4495 DYA QT03 PW00029	PA09GU4495PW00029(0)	\$12,594.70
<b>Total</b>				<b>\$3,706,947.87</b>

ORGANIZATIONAL CHART  
FY 2025



**GUAM COUNCIL OF THE ARTS  
AND HUMANITIES AGENCY**

**GOVERNMENT OF GUAM  
GUAM COUNCIL OF THE ARTS AND HUMANITIES AGENCY  
NATURE AND EXTENT OF SERVICES**

The role of the Guam Council on the Arts and Humanities Agency is to increase opportunities for the appreciation and enjoyment in the arts and humanities. The Council administers programs that develop and encourage the practice of music, dance, theater and arts-and crafts. It supports long-term residencies for artists at schools and promotes the improvement of facilities in the arts. The Council also implements public awareness programs and provides technical assistance to artists in developing and coordinating workshops.

An indirect cost rate is proposed to charge the agency's appropriate share of the fiscal year 2020 government wide central service costs allocation.

**Guam Council of the Arts and Humanities Agency**  
**Carryforward and Indirect Cost Rate Computation w/Federal Percentage**  
**Fiscal Year Ending September 30, 2022**

<b>TITLE/DESCRIPTION</b>	<b>YEAR- ENDING AMOUNT</b>
FY 2022 Direct Salaries Base (based on actual costs incurred)	\$320,906
FY 2022 Indirect Cost Rate (per FY 2022 Negotiation Agreement)	0.20%
FY 2022 Recoverable Indirect Costs	<u>\$642</u>
FY 2022 Indirect Costs	\$0
FY 2022 SWCAP	\$627
FY 2019 Under(Over) recovery Carryforward to FY 2022	(136)
FY 2022 Indirect Cost Pool	<u>491</u>
FY 2022 Recoverable Indirect Costs	(642)
FY 2022 Under(Over)recovery Carryforward to FY 2025	<u>(151)</u>
FY 2025 Indirect Costs (proposed)	\$0
FY 2025 SWCAP	\$35,188
FY 2025 Indirect Cost Pool	<u>\$35,037</u>
FY 2025 Direct Salaries Base (proposed) <sup>1/</sup>	<u>\$320,906</u>
FY 2025 Indirect Cost Rate	<u>10.92%</u>

<b>Salaries and Wages</b>		
Local	0	0.00%
Federal	320,906	100.00%
	<b>320,906</b>	<b>100.00%</b>

<sup>1/</sup> Federal funding percentage 100.00%

**GOVERNMENT OF GUAM  
INDIRECT COST RATE PROPOSAL - SHORT FORM METHOD  
FOR FISCAL YEAR ENDED SEPTEMBER 30, 2022**

**DEPARTMENT:**  
Council of the Arts and Humanities Agency

	<b>Total Costs <u>Incurred</u></b>	<b>Excludable Costs</b>	<b>Unallowable Costs</b>	<b>Direct Costs</b>		<b>Indirect Costs</b>
				<b>Salaries &amp; Wages</b>	<b>Other</b>	
<b><u>Divisions/Bureaus</u></b>						
All Local Programs	85,166	-	43,843	-	41,322	-
All Federal Programs	803,995	-	19,214	320,906	463,875	-
<b>Total Direct Costs</b>	<b>889,161</b>	<b>-</b>	<b>63,057</b>	<b>320,906</b>	<b>505,197</b>	<b>-</b>
<b><u>Departmental Indirect Costs</u></b>						
General Administration	-	-	-	-	-	-
<b>Total Departmental Indirect Costs</b>	<b>-</b>	<b>-</b>	<b>-</b>	<b>-</b>	<b>-</b>	<b>-</b>
<b>TOTAL</b>	<b>889,161</b>	<b>-</b>	<b>63,057</b>	<b>320,906</b>	<b>505,197</b>	<b>-</b>
<b><u>Central Service Cost Allocation Plan</u></b>						
Division of Accounts & Payroll	2,570					2,570
Federal Grants Division	1,167					1,167
Treasurer's Office	635					635
General Services Agency	5,838					5,838
Human Resources Division	4,530					4,530
Office of Technology (Data Processing)	2,116					2,116
DPW-Building Maintenance Division	-					-
Bureau of Budget & Mgmt Research	2,965					2,965
Civil Service Commission	676					676
Retirement Fund	3,114					3,114
<b>TOTAL</b>	<b>23,611</b>					<b>23,611</b>

**Government of Guam  
Guam Council on the Arts & Humanities Agency  
Fiscal Year 2022 - Federal Grants**

<b>CFDA#</b>	<b>Funding Agency</b>	<b>Program Title</b>	<b>Grant Award No.</b>	<b>Award</b>
45.025	U.S. National Endowment - Arts & Humanities	PARNERSHIP AGREEMENT (FESTPAC)	1855994-61-19	\$10,000.00
45.025	U.S. National Endowment - Arts & Humanities	PARTNERSHIP AGREEMENT(COVID19)	1855994-61-19	\$164,600.00
45.025	U.S. National Endowment - Arts & Humanities	CAHA PARTNERSHIP AGREEMENT	1855994-61-19	\$294,800.00
45.025	U.S. National Endowment - Arts & Humanities	CAHA PARTNERSHIP AGREEMENT	1863355-61-20	\$309,300.00
45.025	U.S. National Endowment - Arts & Humanities	PARTNERSHIP AGREEMENT (ARP)	1863355-61-20	\$173,700.00
45.025	U.S. National Endowment - Arts & Humanities	CAHA PARTNERSHIP AGREEMENT	1886888-61-21	\$321,300.00
<b>Total</b>				<b><u>\$1,273,700.00</u></b>

Government of Guam Departmental Organizational Chart

INDIVIDUAL AND COLLECTIVE RIGHTS

**Governor of Guam**  
Lourdes A. Leon Guerrero

**Lt. Governor of Guam**  
Joshua F. Tenorio

**Board of Directors**  
Chairperson, Monica O. Guzman  
Vice Chairperson, Maximo P. Ronquillo, Jr.  
Secretary: Donna Kloppenburg; Treasurer: Mayor, Jessy C. Gogue  
Board Member, Simone Bollinger, Francisco Rabon, Roland Zepeda, Al Edrich Labang

Formulates and sets policies, develops long-range plans relative to the agency’s mission and vision, approves its budget, and oversees agency’s transparency and accountability.

**Executive Director**  
Vacant

Guam Council on the Arts & Humanities Agency

ADMINISTRATIVE

OPERATIONS

**Administrative Officer**  
Ordilia M. Cruz (FTE) Monitors grant, Oversees Financial, Administrative & Personnel Services, All Federal Reporting

**Laborer**  
Vacant (FTE)  
Oversees Equipment’s Inventory, Events & Gallery Logistics, Customer Service, and miscellaneous Administrative Services

**Word Processing Secretary II**  
Vacant (FTE)  
Typing, Filing, Customer Service

**Program Coordinator IV**  
Jacqueline G. Balbas (FTE) Oversees the following Programs: All Grant Disciplines and Percent for the Arts and Events

**Program Coordinator III**  
Angie Taitague (FTE)  
Oversees the following Programs: Folk & Traditional Arts, Media Arts, Special Projects, Underserved, and Percent for the Arts and CAHA Master’s Program

**Program Coordinator I**  
Mark Duenas (FTE) Oversees the following Programs: Visual Arts, and Oversees all CAHA Gallery Events, Equipment’s Inventory

**Program Coordinator I**  
Vacant (FTE)  
Oversees Special Projects Grants, and CAHA Art Bank Program and Equipment’s Inventory

## GUAM ENERGY OFFICE

**GOVERNMENT OF GUAM  
GUAM ENERGY OFFICE  
NATURE AND EXTENT OF SERVICES**

The Guam Energy Office is responsible for monitoring use of energy resources, the development of new energy facilities and related activities. The office's activities are totally funded by the Federal Government. Currently, the Guam Energy Office is being supervised by the Guam Environmental Protection Agency.

An indirect cost rate is proposed to charge the department's appropriate share of the fiscal year 2020 government wide central costs allocation.

**Guam Energy Office**  
**Carryforward and Indirect Cost Rate Computation w/Federal Percentage**  
**Fiscal Year Ending September 30, 2022**

<b>TITLE/DESCRIPTION</b>	<b>YEAR- ENDING AMOUNT</b>
FY 2022 Direct Salaries Base (based on actual costs incurred)	\$290,732
FY 2022 Indirect Cost Rate (per FY 2022 Negotiation Agreement)	13.76%
FY 2022 Recoverable Indirect Costs	<u>\$40,005</u>
FY 2022 Indirect Costs	\$0
FY 2022 SWCAP	\$36,006
FY 2019 Under(Over) recovery Carryforward to FY 2022	(31,039)
FY 2022 Indirect Cost Pool	<u>4,967</u>
FY 2022 Recoverable Indirect Costs	(40,005)
FY 2022 Under(Over)recovery Carryforward to FY 2025	<u>(35,038)</u>
FY 2025 Indirect Costs (proposed)	\$0
FY 2025 SWCAP	\$10,735
FY 2025 Indirect Cost Pool	<u>(\$24,303)</u>
FY 2025 Direct Salaries Base (proposed) <sup>1/</sup>	<u>\$290,732</u>
FY 2025 Indirect Cost Rate	<u>-8.36%</u>

<b>Salaries and Wages</b>		
Local	0	0.00%
Federal	290,732	100.00%
	<b>290,732</b>	<b>100.00%</b>

<sup>1/</sup> Federal funding percentage 100.00%

**GOVERNMENT OF GUAM  
INDIRECT COST RATE PROPOSAL - SHORT FORM METHOD  
FOR FISCAL YEAR ENDED SEPTEMBER 30, 2022**

**DEPARTMENT:  
Guam Energy Office**

	<b>Total Costs Incurred</b>	<b>Excludable Costs</b>	<b>Unallowable Costs</b>	<b>Direct Costs</b>		<b>Indirect Costs</b>
				<b>Salaries &amp; Wages</b>	<b>Other</b>	
<b><u>Divisions/Bureaus</u></b>						
All Local Programs	-	-	-	-	-	-
All Federal Programs	634,074	-	-	290,732	343,342	-
<b>Total Direct Costs</b>	<b>634,074</b>	<b>-</b>	<b>-</b>	<b>290,732</b>	<b>343,342</b>	<b>-</b>
<b><u>Departmental Indirect Costs</u></b>						
General Administration	-	-	-	-	-	-
<b>Total Departmental Indirect Costs</b>	<b>-</b>	<b>-</b>	<b>-</b>	<b>-</b>	<b>-</b>	<b>-</b>
<b>TOTAL</b>	<b>634,074</b>	<b>-</b>	<b>-</b>	<b>290,732</b>	<b>343,342</b>	<b>-</b>
<b><u>Central Service Cost Allocation Plan</u></b>						
Division of Accounts & Payroll	1,686					1,686
Federal Grants Division	2,335					2,335
Treasurer's Office	416					416
General Services Agency	3,962					3,962
Human Resources Division	3,235					3,235
Office of Technology (Data Processing)	1,388					1,388
DPW-Building Maintenance Division	2,158					2,158
Bureau of Budget & Mgmt Research	2,118					2,118
Civil Service Commission	579					579
Retirement Fund	2,669					2,669
<b>TOTAL</b>	<b>20,547</b>					<b>20,547</b>

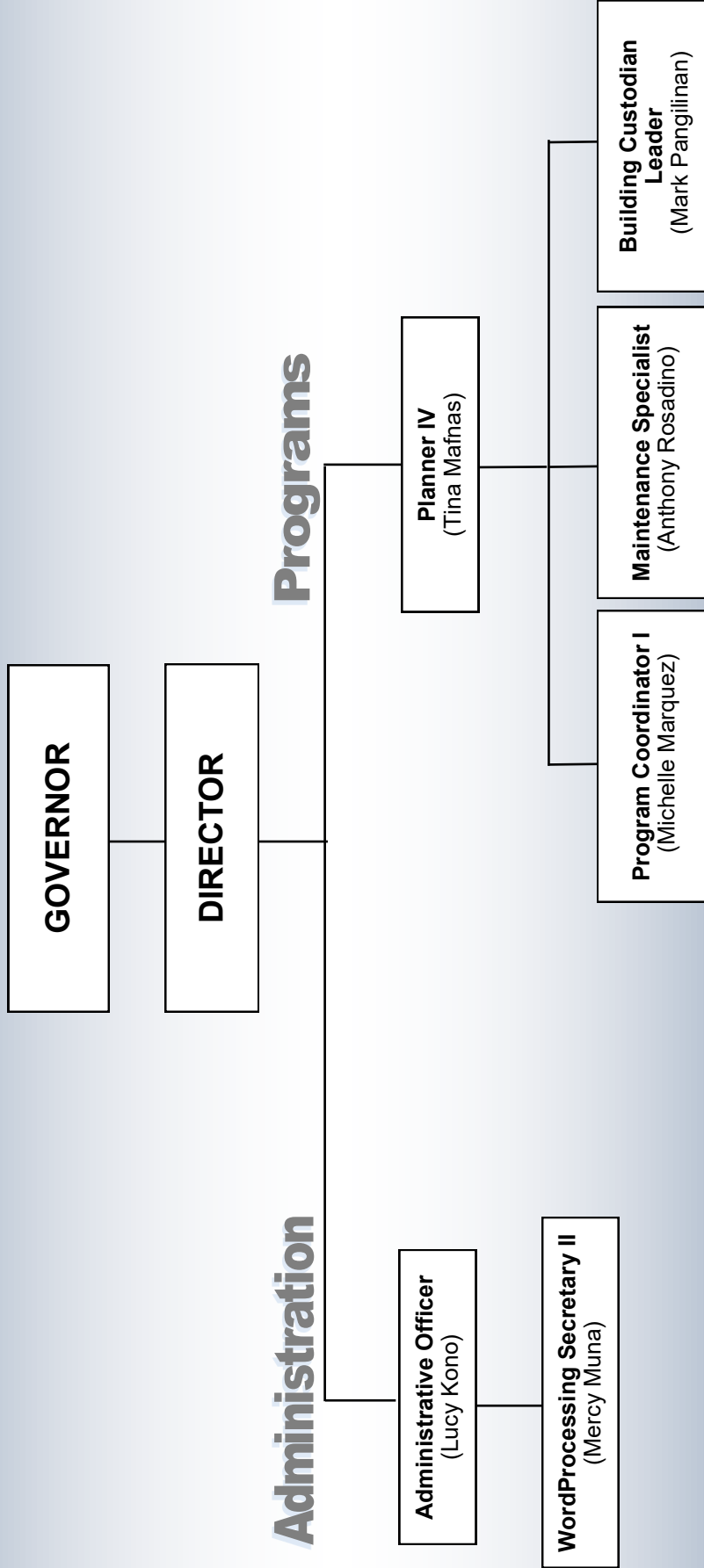
**Government of Guam  
Guam Energy Office  
Fiscal Year 2022 - Federal Grants**

<b>CFDA#</b>	<b>Funding Agency</b>	<b>Program Title</b>	<b>Grant Award No.</b>	<b>Award</b>
81.041	U.S. Department of Energy	SEP FEDERAL (FORMULA)	EE0009490	\$955,930.00
81.041	U.S. Department of Energy	SEP-BIL (BIPART INFRAST LAW)	DE-EE0010067	\$2,600,880.00
81.042	U.S. Department of Energy	WEATHERIZATION ASSIST PROG WAP	DEEE0007914	\$1,057,072.00
81.042	U.S. Department of Energy	WEATHERIZATION ASSIST PROGRAM	DE-EE0009897	\$573,252.00
81.042	U.S. Department of Energy	WAP-BIL (BIPART INFRAST LAW)	DE-EE0009982	\$651,562.00
81.119	U.S. Department of Energy	ENERGY SMART SCHLS ISLAND-STYL	DEEE0008623	\$75,000.00
<b>Total</b>				<b>\$5,913,696.00</b>



# GUAM ENERGY OFFICE

ORGANIZATIONAL CHART  
FISCAL YEAR 2021



GUAM ENVIRONMENTAL  
PROTECTION AGENCY

GOVERNMENT OF GUAM  
GUAM ENVIRONMENTAL PROTECTION AGENCY  
NATURE AND EXTENT OF SERVICES

The Guam Environmental Protection Agency serves to protect the island's natural land, water and air resources. It implements environmental programs relative to safe drinking water, water and air pollution control, solid and hazardous waste management and pesticide enforcement. The Agency also provides environmental planning, review and evaluation of projects in addition to monitoring services such as field and laboratory support for regulatory purposes. Through an Executive Order, it supervises the Guam Energy, a one-hundred percent federally funded program.

An indirect cost rate is proposed to charge the department's appropriate share of its fiscal year 2020 government wide service costs allocation.

**Guam Environmental Protection Agency  
 Carryforward and Indirect Cost Rate Computation w/Federal Percentage  
 Fiscal Year Ending September 30, 2022**

<b>TITLE/DESCRIPTION</b>	<b>YEAR- ENDING AMOUNT</b>
FY 2022 Direct Salaries Base (based on actual costs incurred)	\$2,166,512
FY 2022 Indirect Cost Rate (per FY 2022 Negotiation Agreement)	5.52%
FY 2022 Recoverable Indirect Costs	<u>\$119,591</u>
FY 2022 Indirect Costs	\$207,178
FY 2022 SWCAP	\$144,811
FY 2019 Under(Over) recovery Carryforward to FY 2022	(277,119)
FY 2022 Indirect Cost Pool	<u>74,870</u>
FY 2022 Recoverable Indirect Costs	(119,591)
FY 2022 Under(Over)recovery Carryforward to FY 2025	<u>(44,721)</u>
FY 2025 Indirect Costs (proposed)	\$207,178
FY 2025 SWCAP	\$114,314
FY 2025 Indirect Cost Pool	<u>\$276,771</u>
FY 2025 Direct Salaries Base (proposed) <sup>1/</sup>	<u>\$2,166,512</u>
FY 2025 Indirect Cost Rate	<u>12.77%</u>

<b>Salaries and Wages</b>		
Local	149,321	6.89%
Federal	2,017,191	93.11%
	<b>2,166,512</b>	<b>100.00%</b>

<sup>1/</sup> Federal funding percentage 93.11%

**GOVERNMENT OF GUAM  
INDIRECT COST RATE PROPOSAL - SHORT FORM METHOD  
FOR FISCAL YEAR ENDED SEPTEMBER 30, 2022**

**DEPARTMENT:  
Guam Environmental Protection Agency**

	<b>Total Costs <u>Incurred</u></b>	<b>Excludable Costs</b>	<b>Unallowable Costs</b>	<b>Direct Costs</b>		<b>Indirect Costs</b>
				<b>Salaries &amp; Wages</b>	<b>Other</b>	
<b><u>Divisions/Bureaus</u></b>						
All Local Programs	2,714,739	-	-	149,321	2,565,417	-
All Federal Programs	2,977,394	-	1,858	2,017,191	958,345	-
<b>Total Direct Costs</b>	<b>5,692,132</b>	<b>-</b>	<b>1,858</b>	<b>2,166,512</b>	<b>3,523,762</b>	<b>-</b>
<b><u>Departmental Indirect Costs</u></b>						
General Administration	207,178	-	-	-	-	207,178
<b>Total Departmental Indirect Costs</b>	<b>207,178</b>	<b>-</b>	<b>-</b>	<b>-</b>	<b>-</b>	<b>207,178</b>
<b>TOTAL</b>	<b>5,899,310</b>	<b>-</b>	<b>1,858</b>	<b>2,166,512</b>	<b>3,523,762</b>	<b>207,178</b>
<b><u>Central Service Cost Allocation Plan</u></b>						
Division of Accounts & Payroll	16,786					16,786
Federal Grants Division	4,086					4,086
Treasurer's Office	4,145					4,145
General Services Agency	13,136					13,136
Human Resources Division	31,060					31,060
Office of Technology (Data Processing)	13,822					13,822
DPW-Building Maintenance Division	2,429					2,429
Bureau of Budget & Mgmt Research	20,330					20,330
Civil Service Commission	4,923					4,923
Retirement Fund	22,690					22,690
<b>TOTAL</b>	<b>133,408</b>					<b>133,408</b>

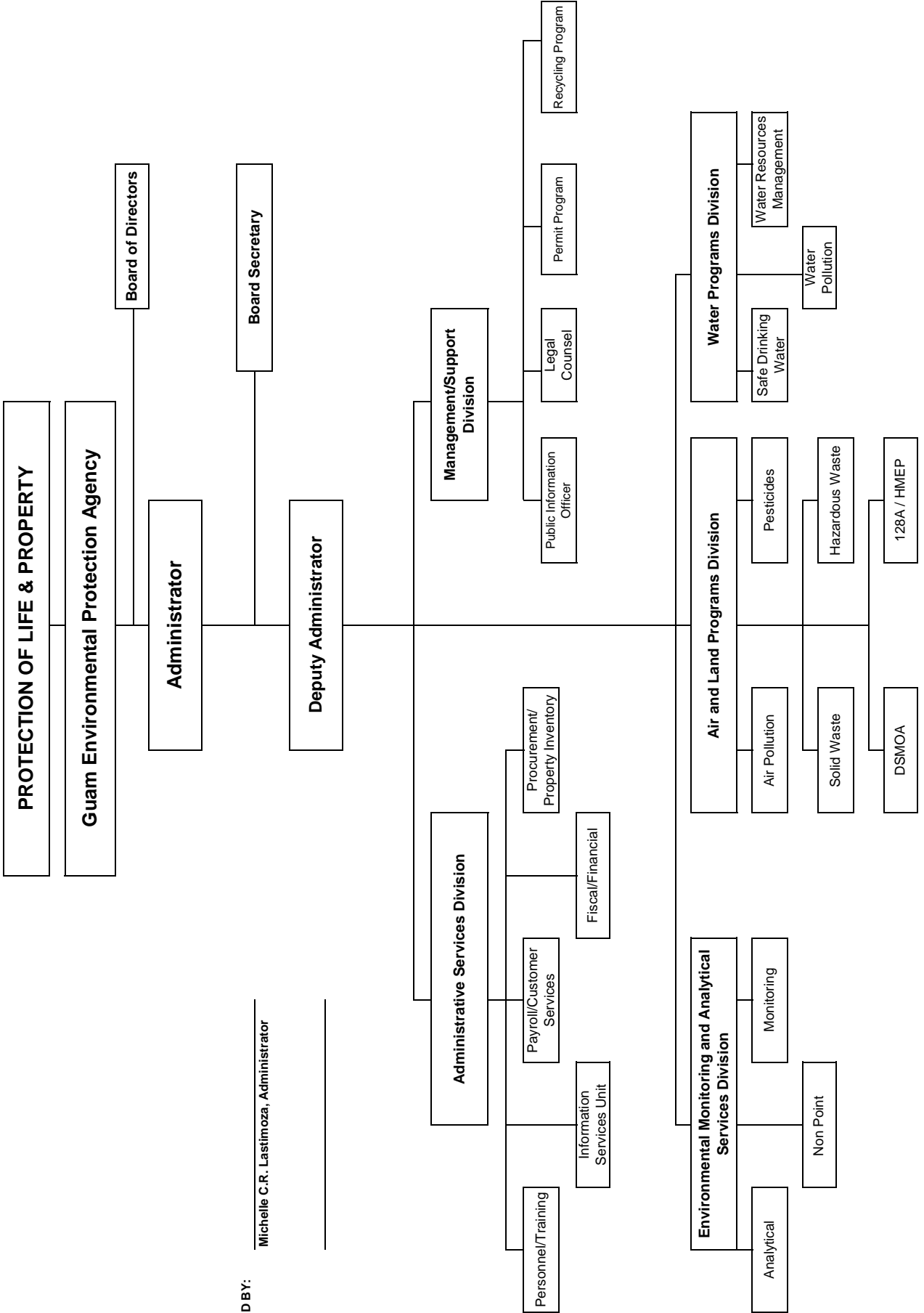
**Government of Guam**  
**Guam Environmental Protection Agency**  
**Fiscal Year 2022 - Federal Grants**

CFDA#	Funding Agency	Program Title	Grant Award No.	Award
12.113	U.S. Department of Defense	NAVY MMRP	W912DY2020212	\$145,000.00
12.113	U.S. Department of Defense	NAVY BRAC LEGACY	W912DY2020212	\$25,000.00
12.113	U.S. Department of Defense	FUDS MAP	W912DY2020212	\$105,500.00
12.113	U.S. Department of Defense	FUDS MMRP	W912DY2020202	\$10,000.00
12.113	U.S. Department of Defense	NAVY IR	W912DY2020212	\$300,000.00
12.113	U.S. Department of Defense	NAVY IR	W912DY2220212	\$186,000.00
12.113	U.S. Department of Defense	NAVY MMRP	W912DY2220212	\$36,000.00
12.113	U.S. Department of Defense	FUDS MAP	W912DY2220212	\$60,000.00
12.113	U.S. Department of Defense	FUDS MMRP	W912DY2220212	\$102,000.00
12.113	U.S. Department of Defense	NAVY BRAC LEGACY	W912DY2220212	\$20,000.00
15.875	U.S. Department of the Interior	GEPA BLDG - FY21 DOI CIP	D21AP10035	\$3,000,000.00
20.703	U.S. Department of Transportation	HMEP TRAINING & PLANNING-GEPA	693JK31940010HMEP	\$208,740.00
66.040	U.S. Environmental Protection Agency	ST CLEAN DIESEL GRANT PRG-GEPA	DS99T97001	\$201,558.00
66.040	U.S. Environmental Protection Agency	STATE CLEAN DIESEL GRANT PROG	DS98T27101-0	\$126,609.00
66.600	U.S. Environmental Protection Agency	GUAM LUST COOPERATIVE	M009063190-0	\$334,824.00
66.600	U.S. Environmental Protection Agency	GEPA MONITORING INITIATIVE	M009063190-0	\$330,573.00
66.600	U.S. Environmental Protection Agency	GEPA LUST PREVENTION	M009063190-0	\$476,686.00
66.600	U.S. Environmental Protection Agency	GEPA 128A BROWNFIELDS	M009063190-0	\$1,418,341.00
66.600	U.S. Environmental Protection Agency	GEPA 100% FEDERAL BASE	M009063190-0	\$11,518,302.00
97.036	U.S. Department of Homeland Security	DOLPHIN GRNT ALLW GEPA PW00034	PA09GU4224	\$2,318.97
97.036	U.S. Department of Homeland Security	DOLPHIN GRNT ALLW GEPA PW00036	PA09GU4224	\$98,138.90
<b>Total</b>				<b><u>\$18,705,590.87</u></b>

# GOVERNMENT OF GUAM

## Departmental Organizational Chart

FY 2025



APPROVED BY: Michelle C.R. Lastimoza, Administrator

Date: \_\_\_\_\_

**GUAM PUBLIC LIBRARY SYSTEM**

**GOVERNMENT OF GUAM  
GUAM PUBLIC LIBRARY SYSTEM  
NATURE AND EXTENT OF SERVICES**

The Guam Public Library provides reference services, learning activities and a centralized location for the comprehensive collection of informational and educational materials, for the benefit and enrichment of the people of Guam. It provides services to individuals and groups with special needs and administers federal grants under the Library Services and Construction Act. The Library promotes literacy and helps foster a willingness to learn, through the use of available library resources, and is the designated depository for various governmental documents and publications.

An indirect cost rate is proposed for the department to charge for its appropriate share of the fiscal year 2020 government wide central service costs allocation.

**Guam Public Library System**  
**Carryforward and Indirect Cost Rate Computation w/Federal Percentage**  
**Fiscal Year Ending September 30, 2022**

<b>TITLE/DESCRIPTION</b>	<b>YEAR- ENDING AMOUNT</b>
FY 2022 Direct Salaries Base (based on actual costs incurred)	\$676,688
FY 2022 Indirect Cost Rate (per FY 2022 Negotiation Agreement)	1.06%
FY 2022 Recoverable Indirect Costs	<u>\$7,173</u>
FY 2022 Indirect Costs	\$10,034
FY 2022 SWCAP	\$6,706
FY 2019 Under(Over) recovery Carryforward to FY 2022	833
FY 2022 Indirect Cost Pool	<u>17,573</u>
FY 2022 Recoverable Indirect Costs	(7,173)
FY 2022 Under(Over)recovery Carryforward to FY 2025	<u>10,400</u>
FY 2025 Indirect Costs (proposed)	\$10,034
FY 2025 SWCAP	\$66,582
FY 2025 Indirect Cost Pool	<u>\$87,016</u>
FY 2025 Direct Salaries Base (proposed) <sup>1/</sup>	<u>\$676,688</u>
FY 2025 Indirect Cost Rate	<u>12.86%</u>

<b>Salaries and Wages</b>		
Local	555,185	82.04%
Federal	121,503	17.96%
	<b>676,688</b>	<b>100.00%</b>

<sup>1/</sup> Federal funding percentage 17.96%

**GOVERNMENT OF GUAM  
INDIRECT COST RATE PROPOSAL - SHORT FORM METHOD  
FOR FISCAL YEAR ENDED SEPTEMBER 30, 2022**

**DEPARTMENT:  
Guam Public Library**

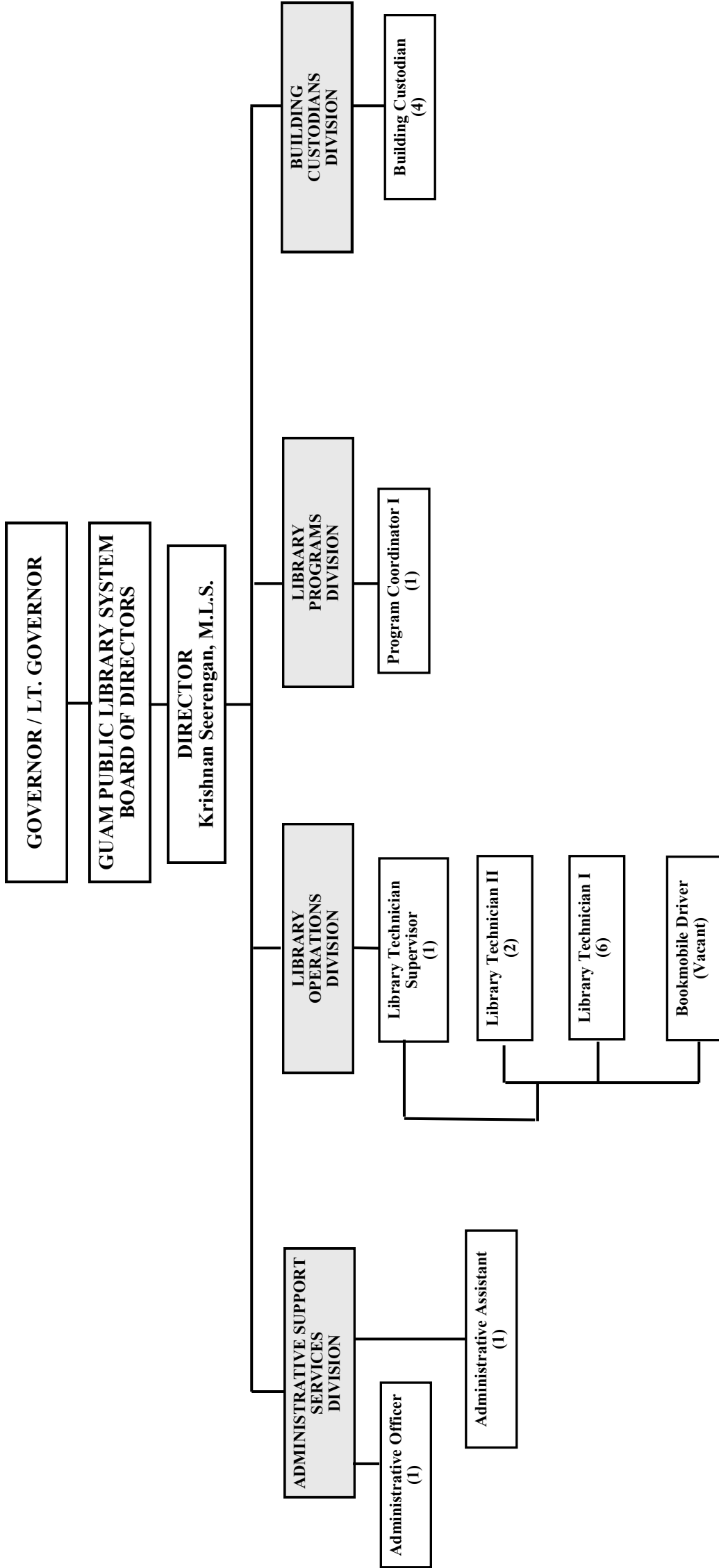
	<b>Total Costs <u>Incurred</u></b>	<b>Excludable Costs</b>	<b>Unallowable Costs</b>	<b>Direct Costs</b>		<b>Indirect Costs</b>
				<b>Salaries &amp; Wages</b>	<b>Other</b>	
<b><u>Divisions/Bureaus</u></b>						
All Local Programs	1,044,585	-	-	555,185	489,400	-
All Federal Programs	268,265	-	45,502	121,503	101,260	-
<b>Total Direct Costs</b>	<b>1,312,850</b>	<b>-</b>	<b>45,502</b>	<b>676,688</b>	<b>590,660</b>	<b>-</b>
<b><u>Departmental Indirect Costs</u></b>						
General Administration	10,034	-	-	-	-	10,034
<b>Total Departmental Indirect Costs</b>	<b>10,034</b>	<b>-</b>	<b>-</b>	<b>-</b>	<b>-</b>	<b>10,034</b>
<b>TOTAL</b>	<b>1,322,885</b>	<b>-</b>	<b>45,502</b>	<b>676,688</b>	<b>590,660</b>	<b>10,034</b>
<b><u>Central Service Cost Allocation Plan</u></b>						
Division of Accounts & Payroll	3,545					3,545
Federal Grants Division	584					584
Treasurer's Office	875					875
General Services Agency	12,302					12,302
Human Resources Division	12,294					12,294
Office of Technology (Data Processing)	2,919					2,919
DPW-Building Maintenance Division	12,404					12,404
Bureau of Budget & Mgmt Research	8,047					8,047
Civil Service Commission	1,834					1,834
Retirement Fund	8,453					8,453
<b>TOTAL</b>	<b>63,257</b>					<b>63,257</b>

**Government of Guam  
Guam Public Library System  
Fiscal Year 2022 - Federal Grants**

<b>CFDA#</b>	<b>Funding Agency</b>	<b>Program Title</b>	<b>Grant Award No.</b>	<b>Award</b>
15.875	U.S. Department of the Interior	SOFTWARE UPGRADES	D21AP10127-00	\$130,536.00
45.310	U.S. Institute of Museum & Library Services	LSTA STATE GRANT FY2020	LS246161OLS20	\$124,141.00
45.310	U.S. Institute of Museum & Library Services	LSTA STATE GRANT FY2021	LS250001OLS21	\$123,845.00
45.310	U.S. Institute of Museum & Library Services	LSTA ARPA STATE GRANT	LS250250OLS21	\$236,779.00
45.310	U.S. Institute of Museum & Library Services	LSTA STATE GRANT FY2022 (IMLS)	LS252497-OLS-22	\$117,616.00
<b>Total</b>				<b>\$732,917.00</b>

**Guam Public Library System  
Organizational Chart  
FY 2025**

**Krishnan Seerengan, M.L.S.  
Director  
03/25/2024**



**OFFICE OF THE GOVERNOR**

**GOVERNMENT OF GUAM  
OFFICE OF THE GOVERNOR  
NATURE AND EXTENT OF SERVICES**

The Office of I Maga'hågan Guahan (Governor of Guam) provides executive direction and develops policies and priorities to enhance government operations, and provide general supervision and control of all departments, bureaus, agencies, and other instrumentalities of the executive branch. Programs administered include Executive Direction, Government House, Governor's Community Outreach, Federal Programs Office, Guam's Homeland Security Office, Bureau of Women's Affairs, Bureau of Information Technology, Medical Referral Offices and the Guam State Clearinghouse. Public Law 28-46 transferred the Office of Civil Defense (Guam Homeland Security) and the Office of Veterans Affairs as offices within the Office of the Governor. However, their costs are not included in their indirect cost rate proposal.

An indirect cost rate is proposed for the department to charge for its appropriate share of the fiscal year 2020 government wide central service costs allocation.

**Governor's Office**  
**Carryforward and Indirect Cost Rate Computation w/Federal Percentage**  
**Fiscal Year Ending September 30, 2022**

<b>TITLE/DESCRIPTION</b>	<b>YEAR- ENDING AMOUNT</b>
FY 2022 Direct Salaries Base (based on actual costs incurred)	\$7,898,035
FY 2022 Indirect Cost Rate (per FY 2022 Negotiation Agreement)	4.44%
FY 2022 Recoverable Indirect Costs	<u>\$350,673</u>
FY 2022 Indirect Costs	\$0
FY 2022 SWCAP	\$274,051
FY 2019 Under(Over) recovery Carryforward to FY 2022	(27,415)
FY 2022 Indirect Cost Pool	<u>246,636</u>
FY 2022 Recoverable Indirect Costs	(350,673)
FY 2022 Under(Over)recovery Carryforward to FY 2025	<u>(104,037)</u>
FY 2025 Indirect Costs (proposed)	\$0
FY 2025 SWCAP	\$782,763
FY 2025 Indirect Cost Pool	<u>\$678,726</u>
FY 2025 Direct Salaries Base (proposed) <sup>1/</sup>	<u>\$7,898,035</u>
FY 2025 Indirect Cost Rate	<u>8.59%</u>

<b>Salaries and Wages</b>		
Local	3,870,685	49.01%
Federal	4,027,351	50.99%
	<b>7,898,035</b>	<b>100.00%</b>

<sup>1/</sup> Federal funding percentage      50.99%

**GOVERNMENT OF GUAM  
INDIRECT COST RATE PROPOSAL - SHORT FORM METHOD  
FOR FISCAL YEAR ENDED SEPTEMBER 30, 2022**

**DEPARTMENT:  
Office of the Governor**

	<b>Total Costs Incurred</b>	<b>Excludable Costs</b>	<b>Unallowable Costs</b>	<b>Direct Costs</b>		<b>Indirect Costs</b>
				<b>Salaries &amp; Wages</b>	<b>Other</b>	
<b><u>Divisions/Bureaus</u></b>						
All Local Programs	6,446,603	-	89,295	3,870,685	2,486,624	-
All Federal Programs	29,107,622	-	547,288	4,027,351	24,532,984	-
<b>Total Direct Costs</b>	<b>35,554,225</b>	<b>-</b>	<b>636,583</b>	<b>7,898,035</b>	<b>27,019,607</b>	<b>-</b>
<b><u>Departmental Indirect Costs</u></b>						
General Administration	-	-	-	-	-	-
<b>Total Indirect Costs</b>	<b>-</b>	<b>-</b>	<b>-</b>	<b>-</b>	<b>-</b>	<b>-</b>
<b>TOTAL</b>	<b>35,554,225</b>	<b>-</b>	<b>636,583</b>	<b>7,898,035</b>	<b>27,019,607</b>	<b>-</b>
<b><u>Central Service Cost Allocation Plan</u></b>						
Division of Accounts & Payroll	123,740					123,740
Federal Grants Division	7,588					7,588
Treasurer's Office	30,559					30,559
General Services Agency	43,162					43,162
Human Resources Division	86,061					86,061
Office of Technology (Data Processing)	101,892					101,892
DPW-Building Maintenance Division	19,359					19,359
Bureau of Budget & Mgmt Research	56,330					56,330
Civil Service Commission	14,576					14,576
Retirement Fund	67,180					67,180
<b>TOTAL</b>	<b>550,446</b>					<b>550,446</b>

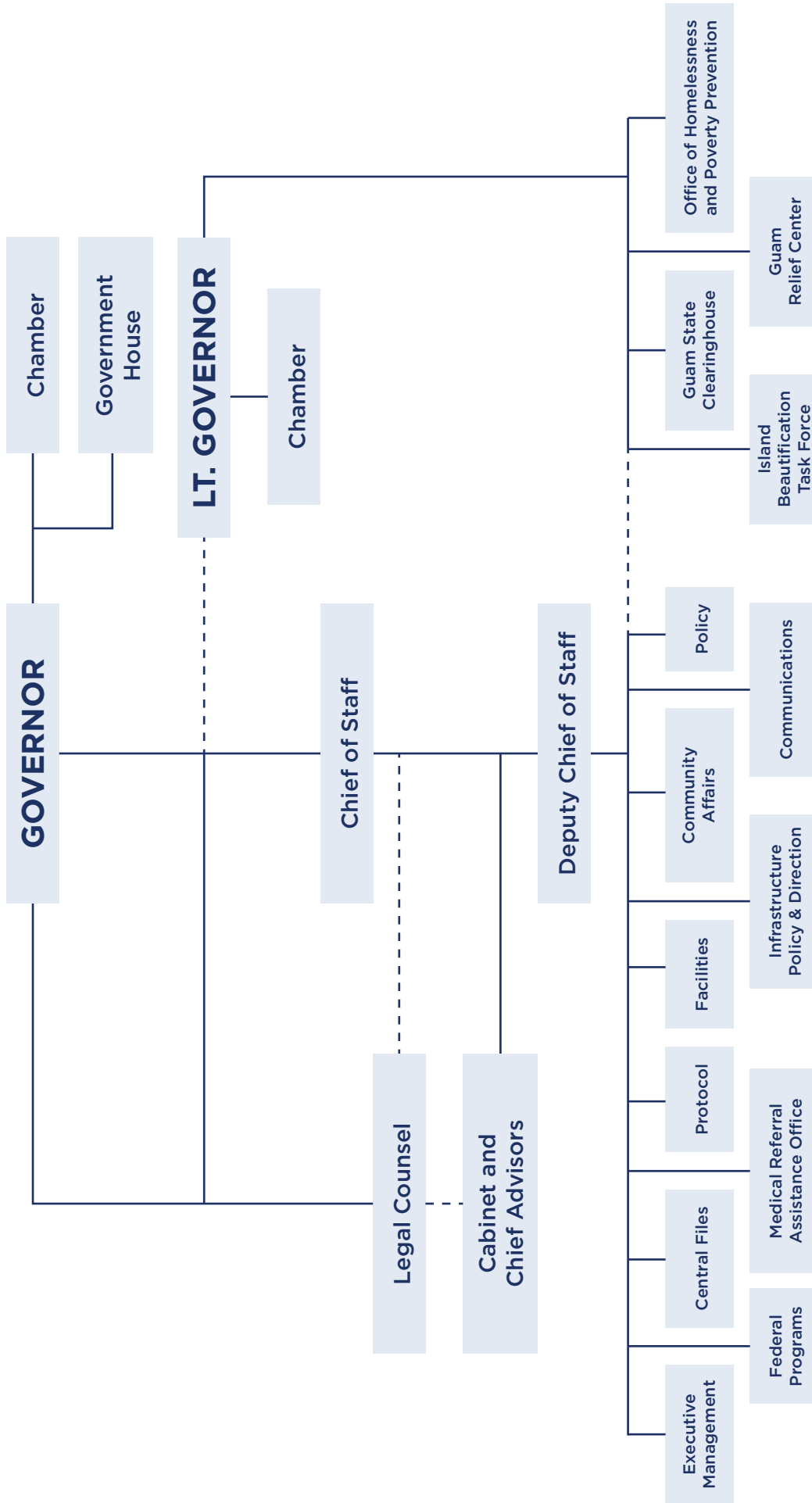
**Government of Guam  
Office of the Governor  
Fiscal Year 2022 - Federal Grants**

CFDA#	Funding Agency	Program Title	Grant Award No.	Award
12.600	U.S. Department of Defense	GU MIL CMLPX-CULTURAL REPOSIT	DA782-17-01	\$12,000,000.00
12.600	U.S. Department of Defense	GUAM PUBLIC HEALTH LABORATORY	OCON1348-21-01	\$32,000,000.00
12.610	U.S. Department of Defense	GU MIL COMPLEX-JRM JLUS	HQ00051710035	\$850,000.00
12.618	U.S. Department of Defense	GU MIL CMLPX-FIN IMPACT ASSESS	GR882-19-02	\$997,500.00
12.618	U.S. Department of Defense	GUAM MIL CMLPX-GRNTS MGMT BLDG	GR882-19-05	\$950,000.00
12.618	U.S. Department of Defense	GU MIL CMLPX-I.A.SPEC ASSISTNT	GR882-19-03	\$114,400.00
12.618	U.S. Department of Defense	GU MIL CMLPX-2020 PAG MSTRPLAN	GR882-19-04	\$800,000.00
12.618	U.S. Department of Defense	GU MIL CMLPX-STAFF/LOGIS SUPPT	GR882-19-01	\$431,387.00
12.618	U.S. Department of Defense	PAG MASTERPLAN SUPPLEMENTAL	GR882-20-06	\$800,000.00
12.618	U.S. Department of Defense	GU MIL CMLPX-I.A.SPEC ASSISTNT	GR882-20-05	\$110,400.00
12.618	U.S. Department of Defense	GU MIL CMLPX-STAFF/LOGIS SUPPT	GR882-20-07	\$405,672.00
12.618	U.S. Department of Defense	MED & PUB HLTH SVC ACTION PLAN	GR882-21-08	\$1,760,000.00
12.618	U.S. Department of Defense	CONSTRUCTION TECH OVERSITE SVC	GR882-21-08	\$1,500,000.00
12.618	U.S. Department of Defense	GU MIL CMLPX-STAFF/LOGIS SUPPT	GR882-21-08	\$529,749.00
12.618	U.S. Department of Defense	GU MIL COMPLX/LOGISTICS SUPPLM	GR882-21-09	\$128,800.00
12.618	U.S. Department of Defense	PAG IN-WATER INFRASTR STUDY	GR882-22-02	\$1,200,000.00
12.618	U.S. Department of Defense	GU MIL CMLPX-STAFF/LOGIS SUPPT	GR882-22-01	\$655,470.00
12.618	U.S. Department of Defense	IMPROVING GU VETERANS ACCESS	HQ00052210023	\$400,000.00
15.875	U.S. Department of the Interior	FY17 IA OPS OFFSET (GOV OFF)	GUAMCI2017-2	\$3,564,000.00
15.875	U.S. Department of the Interior	FY18 IA OPS OFFSET (GOV OFF)	GUAMCI2018-2	\$1,095,013.00
15.875	U.S. Department of the Interior	FY19 DOI CIP (ONE-STOP CENTER)	D19AP00001	\$2,496,275.92
15.875	U.S. Department of the Interior	FY19 IA OPS OFFSET (GOV OFF)	GUAMCI2019-2	\$508,958.00
15.875	U.S. Department of the Interior	GEN OPER OFFSET-FY20 IA GRANT	GUAMCI2020-2	\$3,349,866.00
15.875	U.S. Department of the Interior	COVID-19 TAP PROJ#07 (DPHSS)	D20AP00048	\$500,000.00
15.875	U.S. Department of the Interior	COVID-19 TAP PROJ#09 (GFD)	D20AP00048	\$370,000.00
15.875	U.S. Department of the Interior	COVID-19 TAP PROJ#11 (GMHA)	D20AP00048	\$200,000.00
15.875	U.S. Department of the Interior	COVID-19 TAP PROJ#17 (GFD)	D20AP00048	\$160,000.00
15.875	U.S. Department of the Interior	COVID-19 TAP PROJ#04	D20AP00048	\$1,050,000.00
15.875	U.S. Department of the Interior	COVID-19 TAP PROJ#18	D20AP00048	\$400,000.00
15.875	U.S. Department of the Interior	COVID-19 TAP PROJ#05	D20AP00048	\$750,000.00
15.875	U.S. Department of the Interior	FY20 COVID-19 TAP GRANT	D20AP00048	\$208,828.34
15.875	U.S. Department of the Interior	COVID-19 TAP PROJ#01	D20AP00048	\$3,000,000.00
15.875	U.S. Department of the Interior	COVID-19 TAP PROJ#03	D20AP00048	\$2,000,000.00
15.875	U.S. Department of the Interior	COVID-19 TAP PROJ#16	D20AP00048	\$1,500,000.00
15.875	U.S. Department of the Interior	FY21 IA OPS OFFSET (GOV OFF)	GUAMCI2021-1	\$2,944,739.00
15.875	U.S. Department of the Interior	FY2022 IA OPS OFFSET	GUAMCI2022-2	\$462,634.00
15.875	U.S. Department of the Interior	GCA TRADES ACADEMY ASSISTANCE	D18AP00139	\$498,225.00
15.875	U.S. Department of the Interior	GCC TOURISM PRGMS ASST 2018-21	D18AP00145	\$498,272.00
15.875	U.S. Department of the Interior	PBS GUAM EQUIPMENT UPGRADE	D19AP00071	\$498,999.00
15.875	U.S. Department of the Interior	GUAM GRANTS MGMT SYSTEM PROJ	D19AP00070	\$87,000.00
15.875	U.S. Department of the Interior	GPLS ARCHIVAL CNTR ASSIST PROJ	D20AP00068	\$499,991.50
15.875	U.S. Department of the Interior	OOG DIGITAL ARCHIVING PROJECT	D20AP00067	\$719,959.60
15.875	U.S. Department of the Interior	TAP21 VA ACCREDITED REP TRNG	D21AP10126-00	\$40,000.00
15.875	U.S. Department of the Interior	MAP21 IBTF EQUIP PURCHASE	D21AP10144-00	\$60,575.00
15.875	U.S. Department of the Interior	MAP22 OGG VET CEMETARY EQUIP	D22AP00104-00	\$75,000.00
15.875	U.S. Department of the Interior	TAP22 GU GRANTS MGMT TRAINING	D22AP00107-00	\$450,000.00
16.017	U.S. Department of Justice	SEXUAL ASSAULT SVCS FORMU GRNT	2018KFAX0026	\$59,392.00
16.017	U.S. Department of Justice	SEXUAL ASSAULT SVCS FORM GRANT	2019KFAX0012	\$63,636.00
16.017	U.S. Department of Justice	SEXUAL ASSAULT SVCS FORM GRANT	2020KFAX0015	\$64,476.00
16.017	U.S. Department of Justice	SEXUAL ASSAULT SVCS FORM GRANT	15JOVW21GG00468MUMU	\$125,497.00
16.017	U.S. Department of Justice	SEXUAL ASSAULT SVCS FY2022	15JOVW22GG00352MUMU	\$146,128.00
16.588	U.S. Department of Justice	STOP VIOLENCE AGAINST WOMEN	2018WFAX0027	\$660,978.00
16.588	U.S. Department of Justice	STOP VIOLENCE AGAINST WOMEN	2019WFAX0026	\$660,900.00
16.588	U.S. Department of Justice	STOP VIOLENCE AGAINST WOMEN	2020WFAX0014	\$660,313.00
16.588	U.S. Department of Justice	STOP VIOLENCE AGAINST WOMEN	15JOVW21GG00558MUMU	\$678,445.00
16.588	U.S. Department of Justice	STOP VIOLENCE AGAINST WOMEN	15JOVW22GG00418MUMU	\$671,837.00
16.590	U.S. Department of Justice	IMPROVING CRIM JUSTICE RESPNSE	2020WEAX0001	\$878,995.00
94.003	U.S. Corporation for National & Community Service	SGC COMMISSION ADMINISTRATION	17CAHGU001	\$731,316.00
94.003	U.S. Corporation for National & Community Service	SGC COMMISSION ADMINISTRATION	20CAHGU001	\$252,703.00
94.003	U.S. Corporation for National & Community Service	SGC COMMISSION ADMINISTRATION	20CAHGU001	\$280,000.00
94.003	U.S. Corporation for National & Community Service	SGC COMMISSION ADMINISTRATION	22CAIGU001	\$840,000.00
94.006	U.S. Corporation for National & Community Service	SGC - SUB-RECIPIENTS	17AFHGU001	\$5,039,987.00
94.006	U.S. Corporation for National & Community Service	SGC - SUB-RECIPIENTS	20AFHGU001	\$2,088,000.00
94.006	U.S. Corporation for National & Community Service	SGC - SUB-RECIPIENTS	20AFHGU001	\$2,232,010.00

**Government of Guam  
Office of the Governor  
Fiscal Year 2022 - Federal Grants**

CFDA#	Funding Agency	Program Title	Grant Award No.	Award
94.006	U.S. Corporation for National & Community Service	SGC - SUB-RECIPIENTS 2	22ACIGU001	\$1,152,010.00
94.008	U.S. Corporation for National & Community Service	SGC TRAINING/TECHNICAL ASSIST	19TAHGU001	\$449,218.00
94.008	U.S. Corporation for National & Community Service	SGC TRAINING/TECHNICAL ASSIST	22TAIGU001	\$321,925.00
94.009	U.S. Corporation for National & Community Service	SGC TRAINING/TECHNICAL ASSIST	16TAHGU001	\$333,903.00
94.009	U.S. Corporation for National & Community Service	SGC TRAINING/TECHNICAL ASSIST	19TAHGU001	\$149,090.00
94.009	U.S. Corporation for National & Community Service	SGC TRAINING & TECHNICAL ASST	19TAHGU001	\$149,954.00
84.425H	U.S. Department of Education	ESF - GOVERNOR'S FUND	S425H200004	\$10,519,459.81
84.425H	U.S. Department of Education	ESF - 2022 SUMMER YEIP	S425H200004	\$1,980,503.19
<b>Total</b>				<b><u>\$114,812,390.36</u></b>

# OFFICE OF THE GOVERNOR OF GUAM ORGANIZATIONAL CHART



*Lourdes A. Leon Guerrero*  
**LOURDES A. LEON GUERRERO**  
*Maga'hagan Guåhan*  
 Governor of Guam

*Joshua F. Tenorio*  
**JOSHUA F. TENORIO**  
*Sigundo Maga'låben Guåhan*  
 Lieutenant Governor of Guam

**OFFICE OF THE ATTORNEY GENERAL  
CHILD SUPPORT ENFORCEMENT DIVISION**

**GOVERNMENT OF GUAM  
OFFICE OF THE ATTORNEY GENERAL  
CHILD SUPPORT ENFORCEMENT DIVISION  
NATURE AND EXTENT OF SERVICES**

The Office of the Attorney General's Child Support Enforcement Division administers the IV-D Program of the Federal Government and is responsible for securing and modifying child support for children who are publicly being supported through the Federal Public Assistance Program (AFDC) and also for non-welfare parents. The division is also responsible for establishing paternity of children born out of wedlock and locating absent parents on-island and off-island. It also collects and distributes all child support payments.

An indirect cost rate is proposed for the department to charge for its appropriate share of the fiscal year 2020 government wide central service costs allocation.

**Attorney General's Office - Child Support Enforcement**  
**Carryforward and Indirect Cost Rate Computation w/Federal Percentage**  
**Fiscal Year Ending September 30, 2022**

<b>TITLE/DESCRIPTION</b>	<b>YEAR- ENDING AMOUNT</b>
FY 2022 Direct Salaries Base (based on actual costs incurred)	\$2,357,319
FY 2022 Indirect Cost Rate (per FY 2022 Negotiation Agreement)	2.58%
FY 2022 Recoverable Indirect Costs	<u>\$60,819</u>
FY 2022 Indirect Costs	\$0
FY 2022 SWCAP	\$63,680
FY 2019 Under(Over) recovery Carryforward to FY 2022	(217,796)
FY 2022 Indirect Cost Pool	<u>(154,116)</u>
FY 2022 Recoverable Indirect Costs	(60,819)
FY 2022 Under(Over)recovery Carryforward to FY 2025	<u>(214,935)</u>
FY 2025 Indirect Costs (proposed)	\$0
FY 2025 SWCAP	\$77,628
FY 2025 Indirect Cost Pool	<u>(\$137,307)</u>
FY 2025 Direct Salaries Base (proposed) <sup>1/</sup>	<u>\$2,357,319</u>
FY 2025 Indirect Cost Rate	<u>-5.82%</u>

<b>Salaries and Wages</b>		
Local	0	0.00%
Federal	2,357,319	100.00%
	<b>2,357,319</b>	<b>100.00%</b>

<sup>1/</sup> Federal funding percentage 100.00%

**GOVERNMENT OF GUAM  
INDIRECT COST RATE PROPOSAL - SHORT FORM METHOD  
FOR FISCAL YEAR ENDED SEPTEMBER 30, 2022**

**DEPARTMENT:  
Office of the Attorney General  
Child Support Enforcement Division**

	<b>Total Costs <u>Incurred</u></b>	<b>Excludable Costs</b>	<b>Unallowable Costs</b>	<b>Direct Costs</b>		<b>Indirect Costs</b>
				<b>Salaries &amp; Wages</b>	<b>Other</b>	
<b><u>Divisions/Bureaus</u></b>						
All Local Programs	-	-	-	-	-	-
All Federal Programs	6,258,998	-	147,416	2,357,319	3,754,263	-
<b>Total Direct Costs</b>	<b>6,258,998</b>	<b>-</b>	<b>147,416</b>	<b>2,357,319</b>	<b>3,754,263</b>	<b>-</b>
<b><u>Departmental Indirect Costs</u></b>						
General Administration	-	-	-	-	-	-
<b>Total Departmental Indirect Costs</b>	<b>-</b>	<b>-</b>	<b>-</b>	<b>-</b>	<b>-</b>	<b>-</b>
<b>Total</b>	<b>6,258,998</b>	<b>-</b>	<b>147,416</b>	<b>2,357,319</b>	<b>3,754,263</b>	<b>-</b>
<b><u>Central Service Cost Allocation Plan</u></b>						
Division of Accounts & Payroll	16,644					16,644
Federal Grants Division	4,086					4,086
Treasurer's Office	4,110					4,110
General Services Agency	10,634					10,634
Human Resources Division	-					-
Office of Technology (Data Processing)	13,706					13,706
DPW-Building Maintenance Division	-					-
Bureau of Budget & Mgmt Research	-					-
Civil Service Commission	5,213					5,213
Retirement Fund	24,025					24,025
<b>TOTAL</b>	<b>78,418</b>					<b>78,418</b>

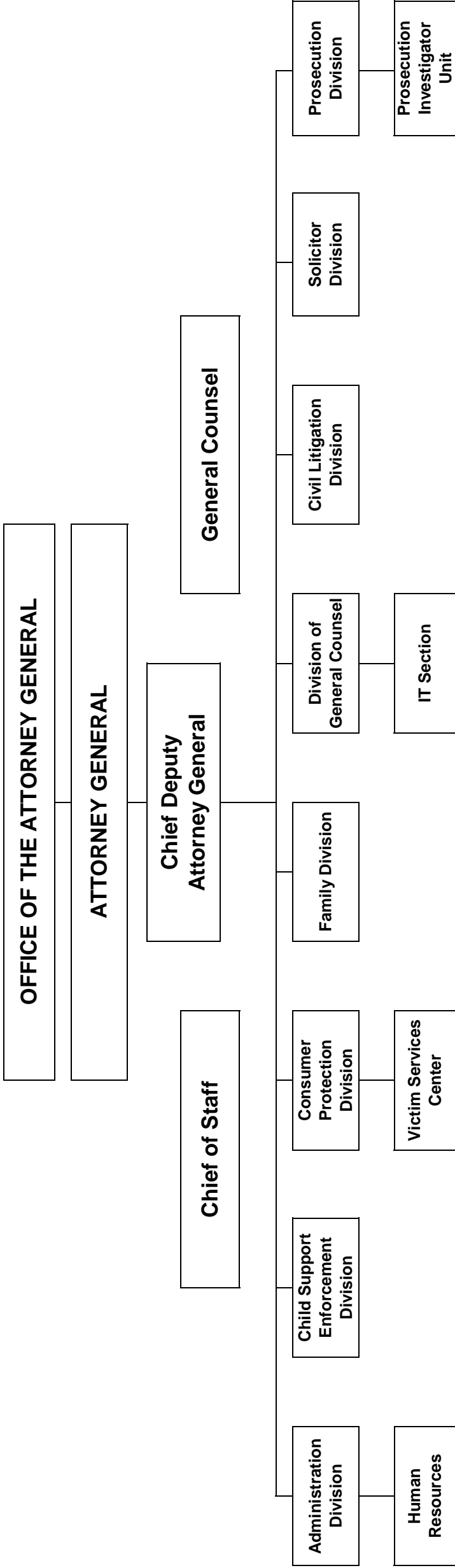
**Government of Guam**  
**Office of the Attorney General - Child Support Enforcement Division**  
**Fiscal Year 2022 - Federal Grants**

<b>CFDA#</b>	<b>Funding Agency</b>	<b>Program Title</b>	<b>Grant Award No.</b>	<b>Award</b>
93.563	U.S. Department of Health & Human Services	CHILD SUPPORT INCENTIVE AWARD	1604GUCEST	\$105,999.00
93.563	U.S. Department of Health & Human Services	CSED TERRITORIAL WAIVER FY2017	1704GUCSES	\$200,000.00
93.563	U.S. Department of Health & Human Services	CHILD SUPPORT INCENTIVE AWARD	1704GUCEST	\$115,000.00
93.563	U.S. Department of Health & Human Services	CHILD SUPPORT ENFORCEMENT DIVI	1904GUCSES	\$3,231,299.24
93.563	U.S. Department of Health & Human Services	CSED FY2018 INCENTIVE AWARD	1804GUCEST	\$120,000.00
93.563	U.S. Department of Health & Human Services	CSED TERRITORIAL WAIVER FY19	1901GUCSES	\$200,000.00
93.563	U.S. Department of Health & Human Services	CSED FY2019 INCENTIVE AWARD	1904GUCEST	\$120,000.00
93.563	U.S. Department of Health & Human Services	CSED TERRITORIAL WAIVER FY18	1804GUCSES	\$200,000.00
93.563	U.S. Department of Health & Human Services	CHILD SUPPORT APASI MAINT-FEDL	2004GUCSES	\$982,344.00
93.563	U.S. Department of Health & Human Services	CHILD SUPPORT ENFORCEMENT DIVI	2004GUCSES	\$3,030,368.96
93.563	U.S. Department of Health & Human Services	CSED FY2020 INCENTIVE AWARD	2001GUCEST	\$120,000.00
93.563	U.S. Department of Health & Human Services	CSED TERRITORIAL WAIVER FY20	2001GUCSES	\$200,000.00
93.563	U.S. Department of Health & Human Services	CHILD SUPPORT ENFORCEMENT DIV	2101GUCSES	\$4,445,733.20
93.563	U.S. Department of Health & Human Services	CHILD SUPPORT APASI MAINT-FED	2101GUCSES	\$1,670,800.00
93.563	U.S. Department of Health & Human Services	CSED FY2021 INCENTIVE AWARD	2101GUCEST	\$120,000.00
93.563	U.S. Department of Health & Human Services	CSED TERRITORIAL WAIVER FYF21	2101GUCSES	\$200,000.00
93.563	U.S. Department of Health & Human Services	CSED-JOG COOP AGREEMENT	2201GUCSES	\$405,873.00
93.563	U.S. Department of Health & Human Services	CHILD SUPPORT ENFORCEMENT DIV	2201GUCSES	\$4,093,380.13
93.563	U.S. Department of Health & Human Services	CHILD SUPPORT APASI MAINT-FED	2201GUCSES	\$1,522,800.00
93.563	U.S. Department of Health & Human Services	CSED PLATFORM MIGRATION	2201GUCSES	\$3,369,962.53
93.563	U.S. Department of Health & Human Services	CSED FY2022 INCENTIVE AWARD	2201GUCEST	\$120,000.00
93.563	U.S. Department of Health & Human Services	CSED TERRITORIAL WAIVER FY22	2201GUCSES	\$200,000.00
93.597	U.S. Department of Health & Human Services	STATE ACCESS & VISITATION CSED	2101GUSAVP	\$100,000.00
93.597	U.S. Department of Health & Human Services	STATE ACCESS & VISITATION	2201GUSAVP	\$100,000.00
<b>Total</b>				<b>\$24,973,560.06</b>

**GOVERNMENT OF GUAM**

**Departmental Organizational Chart**

**FY 2025**



**OFFICE OF THE ATTORNEY GENERAL  
PROSECUTION DIVISION:  
CRIME VICTIM ASSISTANCE PROGRAM**

GOVERNMENT OF GUAM  
OFFICE OF THE ATTORNEY GENERAL  
PROSECUTION DIVISION  
CRIME VICTIM ASSISTANCE PROGRAM  
NATURE AND EXTENT OF SERVICES

The Office of the Attorney General's Prosecution Division administers the Crime Victim Assistance Program funded by a grant under the Victim of Crimes Act of 1984. The program's main goal is to help crime victims in restoring their sense of dignity and self-esteem, and to develop coping mechanisms while pursuing criminal charges against the perpetrator(s).

An indirect cost rate is proposed for the department to charge for its appropriate share of the fiscal year 2020 government wide central service costs allocation.

**Attorney General's Office - Crime Victims Assistance Program**  
**Carryforward and Indirect Cost Rate Computation w/Federal Percentage**  
**Fiscal Year Ending September 30, 2022**

<b>TITLE/DESCRIPTION</b>	<b>YEAR- ENDING AMOUNT</b>
FY 2022 Direct Salaries Base (based on actual costs incurred)	\$266,761
FY 2022 Indirect Cost Rate (per FY 2022 Negotiation Agreement)	6.96%
FY 2022 Recoverable Indirect Costs	<u>\$18,567</u>
FY 2022 Indirect Costs	\$0
FY 2022 SWCAP	\$18,076
FY 2019 Under(Over) recovery Carryforward to FY 2022	(7,579)
FY 2022 Indirect Cost Pool	<u>10,497</u>
FY 2022 Recoverable Indirect Costs	(18,567)
FY 2022 Under(Over)recovery Carryforward to FY 2025	<u>(8,070)</u>
FY 2025 Indirect Costs (proposed)	\$0
FY 2025 SWCAP	\$19,615
FY 2025 Indirect Cost Pool	<u>\$11,545</u>
FY 2025 Direct Salaries Base (proposed) <sup>1/</sup>	<u>\$266,761</u>
FY 2025 Indirect Cost Rate	<u>4.33%</u>

<b>Salaries and Wages</b>		
Local	0	0.00%
Federal	266,761	100.00%
	<b>266,761</b>	<b>100.00%</b>

<sup>1/</sup> Federal funding percentage 100.00%

**GOVERNMENT OF GUAM  
INDIRECT COST RATE PROPOSAL - SHORT FORM METHOD  
FOR FISCAL YEAR ENDED SEPTEMBER 30, 2022**

**DEPARTMENT:  
Office of the Attorney General  
Crime Victims Assistance Program**

	<b>Total Costs Incurred</b>	<b>Excludable Costs</b>	<b>Unallowable Costs</b>	<b>Direct Costs</b>		<b>Indirect Costs</b>
				<b>Salaries &amp; Wages</b>	<b>Other</b>	
<b><u>Divisions/Bureaus</u></b>						
All Local Programs	6,895	-	-	-	6,895	-
All Federal Programs	1,432,991	-	2,033	266,761	1,164,198	-
<b>Total Direct Costs</b>	<b>1,439,886</b>	<b>-</b>	<b>2,033</b>	<b>266,761</b>	<b>1,171,092</b>	<b>-</b>
<b><u>Departmental Indirect Costs</u></b>						
General Administration	-	-	-	-	-	-
<b>Total Departmental Indirect Costs</b>	<b>-</b>	<b>-</b>	<b>-</b>	<b>-</b>	<b>-</b>	<b>-</b>
<b>Total</b>	<b>1,439,886</b>	<b>-</b>	<b>2,033</b>	<b>266,761</b>	<b>1,171,092</b>	<b>-</b>
<b><u>Central Service Cost Allocation Plan</u></b>						
Division of Accounts & Payroll	3,829					3,829
Federal Grants Division	2,918					2,918
Treasurer's Office	946					946
General Services Agency	4,587					4,587
Human Resources Division	-					-
Office of Technology (Data Processing)	3,153					3,153
DPW-Building Maintenance Division	-					-
Bureau of Budget & Mgmt Research	-					-
Civil Service Commission	869					869
Retirement Fund	4,004					4,004
<b>TOTAL</b>	<b>20,306</b>					<b>20,306</b>

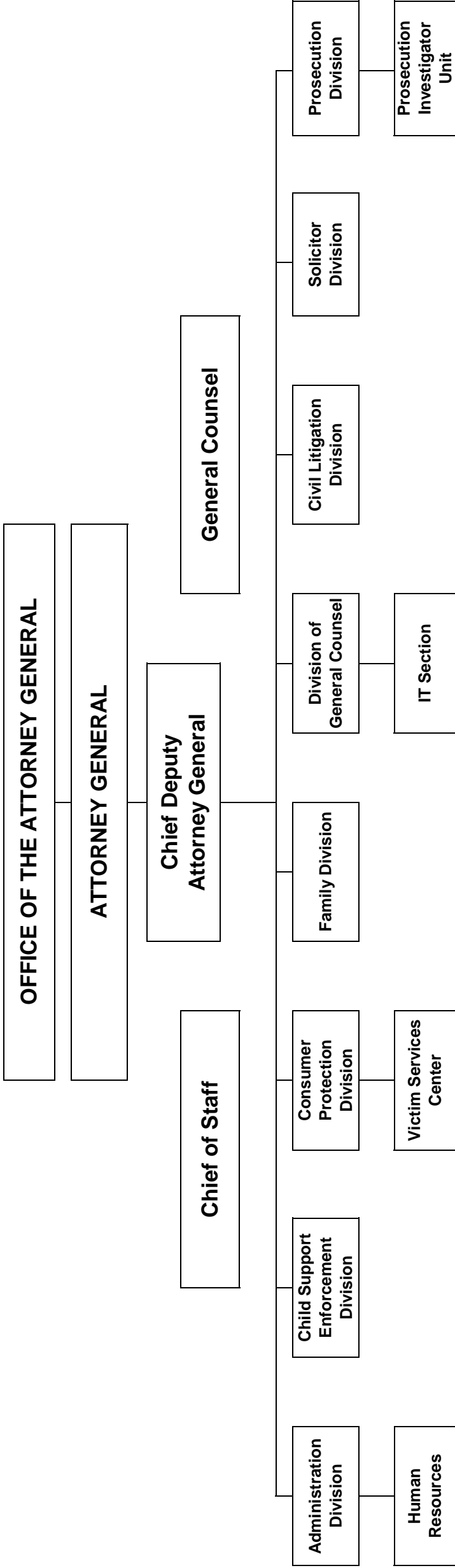
**Government of Guam**  
**Office of the Attorney General - Crime Victims Assistance Program**  
**Fiscal Year 2022 - Federal Grants**

<b>CFDA#</b>	<b>Funding Agency</b>	<b>Program Title</b>	<b>Grant Award No.</b>	<b>Award</b>
15.875	U.S. Department of the Interior	MODERNIZATION-OCME PROJ FY19	D19AP00067	\$227,743.00
15.875	U.S. Department of the Interior	DIGITAL ARCHIVING PROJ FY2019	D19AP00073	\$375,000.00
15.875	U.S. Department of the Interior	FORENSIC ACCOUNTING TRAINING	D20AP00069	\$310,000.00
16.575	U.S. Department of Justice	VOCA ADMIN 2018	2018V2GX0007	\$950,278.94
16.575	U.S. Department of Justice	VOCA 2018 - VICTIM SERVICE CTR	2018V2GX0007	\$586,920.06
16.575	U.S. Department of Justice	VOCA 2018 - AVINS	2018V2GX0007	\$280,485.00
16.575	U.S. Department of Justice	VOCA ADMIN 2019	2019V2GX0035	\$587,882.00
16.575	U.S. Department of Justice	VOCA 2019 - VICTIM SERVICE CTR	2019V2GX0035	\$490,062.00
16.575	U.S. Department of Justice	VOCA 2019 - AVINS	2019V2GX0035	\$251,000.00
16.575	U.S. Department of Justice	VOCA 2020 - VICTIM ASSISTANCE	2020V2GX0036	\$1,031,562.00
16.575	U.S. Department of Justice	VOCA 2020 - VICTIM SERVICE CTR	2020V2GX0036	\$410,814.00
16.575	U.S. Department of Justice	VOCA 2020 - AVINS	2020V2GX0036	\$89,282.00
16.575	U.S. Department of Justice	VOCA 2021 - VICTIM ASSISTANCE	15POVC21GG00620ASSI	\$712,990.00
16.576	U.S. Department of Justice	VOCA 2019 - VICTIM COMPS FRMLA	2019V1GX0023	\$82,000.00
16.576	U.S. Department of Justice	VOCA 2020 - VICTIM COMPS FRMLA	2020V1GX0036	\$95,000.00
16.576	U.S. Department of Justice	VOCA 2021 - VICTIM COMPENSTION	15POVC21GG00422COMP	\$82,000.00
16.582	U.S. Department of Justice	2022 NCVRW CAP PROJECT	15POVC21GK00412NONF	\$5,000.00
<b>Total</b>				<b>\$6,568,019.00</b>

**GOVERNMENT OF GUAM**

**Departmental Organizational Chart**

**FY 2025**



DEPARTMENT OF REVENUE AND TAXATION

**GOVERNMENT OF GUAM  
DEPARTMENT OF REVENUE AND TAXATION  
NATURE AND EXTENT OF SERVICES**

The Department of Revenue and Taxation's primary function is the enforcement of local tax laws and the collection of revenues generated from the various taxes levied on Guam. It maintains financial integrity and viability through an equitable system of tax and revenue collections. The department provides timely tax data, minimizing the amount of delinquent taxes, thus reducing the recording and processing time for payments received. It protects the general public from unethical and/or unfair business practices through the enforcement of local and federal licensing, examination and registration laws. In addition, the department is responsible for the Motor Carrier Safety Assistance Program and the Guam Passport Office.

An indirect cost rate is proposed for the department to charge for its appropriate share of the fiscal year 2020 government wide central service costs allocation.

**Department of Revenue and Taxation**  
**Carryforward and Indirect Cost Rate Computation w/Federal Percentage**  
**Fiscal Year Ending September 30, 2022**

<b>TITLE/DESCRIPTION</b>	<b>YEAR- ENDING AMOUNT</b>
FY 2022 Direct Salaries Base (based on actual costs incurred)	\$8,119,239
FY 2022 Indirect Cost Rate (per FY 2022 Negotiation Agreement)	5.71%
FY 2022 Recoverable Indirect Costs	<u>\$463,609</u>
FY 2022 Indirect Costs	\$216,968
FY 2022 SWCAP	\$419,117
FY 2019 Under(Over) recovery Carryforward to FY 2022	(20,413)
	<u>0</u>
FY 2022 Indirect Cost Pool	615,672
FY 2022 Recoverable Indirect Costs	(463,609)
FY 2022 Under(Over)recovery Carryforward to FY 2025	<u>152,063</u>
FY 2025 Indirect Costs (proposed)	\$216,968
FY 2025 SWCAP	\$359,110
FY 2025 Indirect Cost Pool	<u>\$728,141</u>
FY 2025 Direct Salaries Base (proposed) <sup>1/</sup>	<u>\$8,119,239</u>
FY 2025 Indirect Cost Rate	<u>8.97%</u>

<b>Salaries and Wages</b>		
Local	7,963,785	98.09%
Federal	155,454	1.91%
	<u>8,119,239</u>	<u>100.00%</u>

1/ Federal funding percentage 1.91%

**GOVERNMENT OF GUAM  
INDIRECT COST RATE PROPOSAL - SHORT FORM METHOD  
FOR FISCAL YEAR ENDED SEPTEMBER 30, 2022**

**DEPARTMENT:  
Department of Revenue and Taxation**

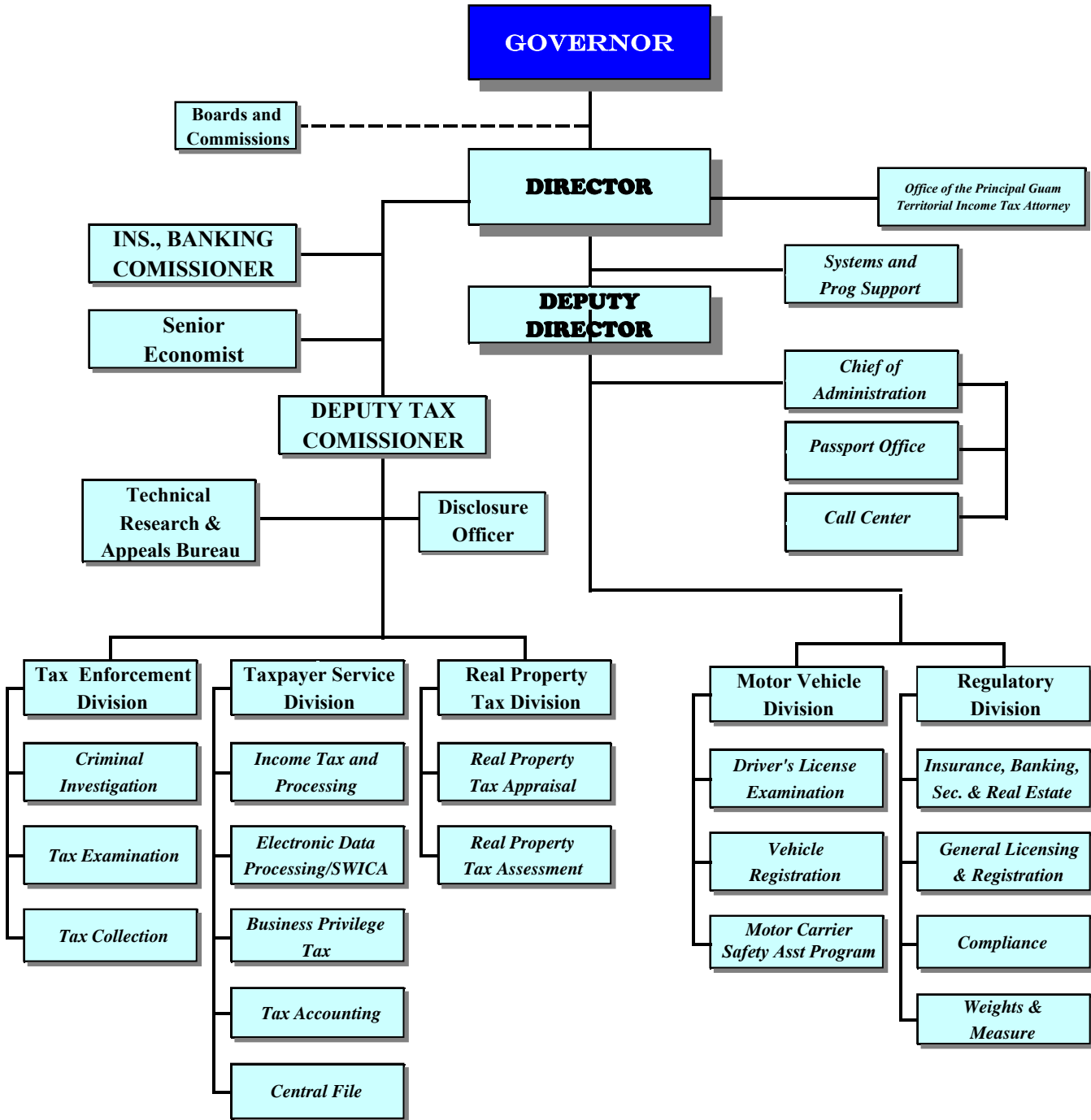
	<b>Total Costs <u>Incurred</u></b>	<b>Excludable Costs</b>	<b>Unallowable Costs</b>	<b>Direct Costs</b>		<b>Indirect Costs</b>
				<b>Salaries &amp; Wages</b>	<b>Other</b>	
<b><u>Divisions/Bureaus</u></b>						
All Local Programs	14,853,167	-	21,655	7,963,785	6,867,727	-
All Federal Programs	582,439	-	-	155,454	426,985	-
<b>Total Direct Costs</b>	<b>15,435,606</b>	<b>-</b>	<b>21,655</b>	<b>8,119,239</b>	<b>7,294,712</b>	<b>-</b>
<b><u>Departmental Indirect Costs</u></b>						
General Administration	222,313	-	5,345	-	-	216,968
<b>Total Departmental Indirect Costs</b>	<b>222,313</b>	<b>-</b>	<b>5,345</b>	<b>-</b>	<b>-</b>	<b>216,968</b>
<b>TOTAL</b>	<b>15,657,918</b>	<b>-</b>	<b>27,000</b>	<b>8,119,239</b>	<b>7,294,712</b>	<b>216,968</b>
<b><u>Central Service Cost Allocation Plan</u></b>						
Division of Accounts & Payroll	43,080					43,080
Federal Grants Division	584					584
Treasurer's Office	10,639					10,639
General Services Agency	12,511					12,511
Human Resources Division	113,886					113,886
Office of Technology (Data Processing)	35,474					35,474
DPW-Building Maintenance Division	-					-
Bureau of Budget & Mgmt Research	74,542					74,542
Civil Service Commission	17,183					17,183
Retirement Fund	79,192					79,192
<b>TOTAL</b>	<b>387,090</b>					<b>387,090</b>

**Government of Guam**  
**Department of Revenue & Taxation**  
**Fiscal Year 2022 - Federal Grants**

<b>CFDA#</b>	<b>Funding Agency</b>	<b>Program Title</b>	<b>Grant Award No.</b>	<b>Award</b>
15.875	U.S. Department of the Interior	FY17 IA OPS (RECIPIENT#6-DRT)	GUAMCI2017-2	\$400,000.00
15.875	U.S. Department of the Interior	DRT REVENUE OFFICERS TRAINING	D21AP10130	\$112,912.00
15.875	U.S. Department of the Interior	DRT TAX AUDITRS/REV AGNTS TRNG	D21AP10131-00	\$60,206.00
20.218	U.S. Department of Transportation	MOTOR CARRIER SAFETY ASST PROG	FMMCG0533-20-01-00	\$350,000.00
20.218	U.S. Department of Transportation	MOTOR CARRIER SAFETY ASST PROG	FMMCG0618210100	\$439,941.00
20.218	U.S. Department of Transportation	MOTOR CARRIER SAFETY ASST PROG	69A3602230822MCG0GL	\$800,603.00
<b>Total</b>				<b>\$2,163,662.00</b>

# Department of Revenue and Taxation

## Organizational Chart



**GUAM POLICE DEPARTMENT**

**GOVERNMENT OF GUAM  
GUAM POLICE DEPARTMENT  
NATURE AND EXTENT OF SERVICES**

The Guam Police Department's is responsible for deterring and suppressing all crimes and providing overall protection of life and property from injury and loss. The department provides island-wide police coverage to include investigative services in the areas of criminal, juvenile, traffic, and special investigations and crime laboratory technical services. The department also provides necessary technical, tactical, and training support for line and staff sections and communication between the department and the public.

An indirect cost rate is proposed for the department to charge for its appropriate share of the fiscal year 2020 government wide central service costs.

**Guam Police Department**  
**Carryforward and Indirect Cost Rate Computation w/Federal Percentage**  
**Fiscal Year Ending September 30, 2022**

<b>TITLE/DESCRIPTION</b>	<b>YEAR- ENDING AMOUNT</b>
FY 2022 Direct Salaries Base (based on actual costs incurred)	\$25,740,394
FY 2022 Indirect Cost Rate (per FY 2022 Negotiation Agreement)	3.86%
FY 2022 Recoverable Indirect Costs	<u>\$993,579</u>
FY 2022 Indirect Costs	\$286,010
FY 2022 SWCAP	\$815,222
FY 2019 Under(Over) recovery Carryforward to FY 2022	(551,212)
FY 2022 Indirect Cost Pool	<u>550,020</u>
FY 2022 Recoverable Indirect Costs	(993,579)
FY 2022 Under(Over)recovery Carryforward to FY 2025	<u>(443,559)</u>
FY 2025 Indirect Costs (proposed)	\$286,010
FY 2025 SWCAP	\$711,988
FY 2025 Indirect Cost Pool	<u>\$554,438</u>
FY 2025 Direct Salaries Base (proposed) <sup>1/</sup>	<u>\$25,740,394</u>
FY 2025 Indirect Cost Rate	<u>2.15%</u>

<b>Salaries and Wages</b>		
Local	25,427,252	98.78%
Federal	313,143	1.22%
	<u>25,740,394</u>	<u>100.00%</u>

1/ Federal funding percentage 1.22%

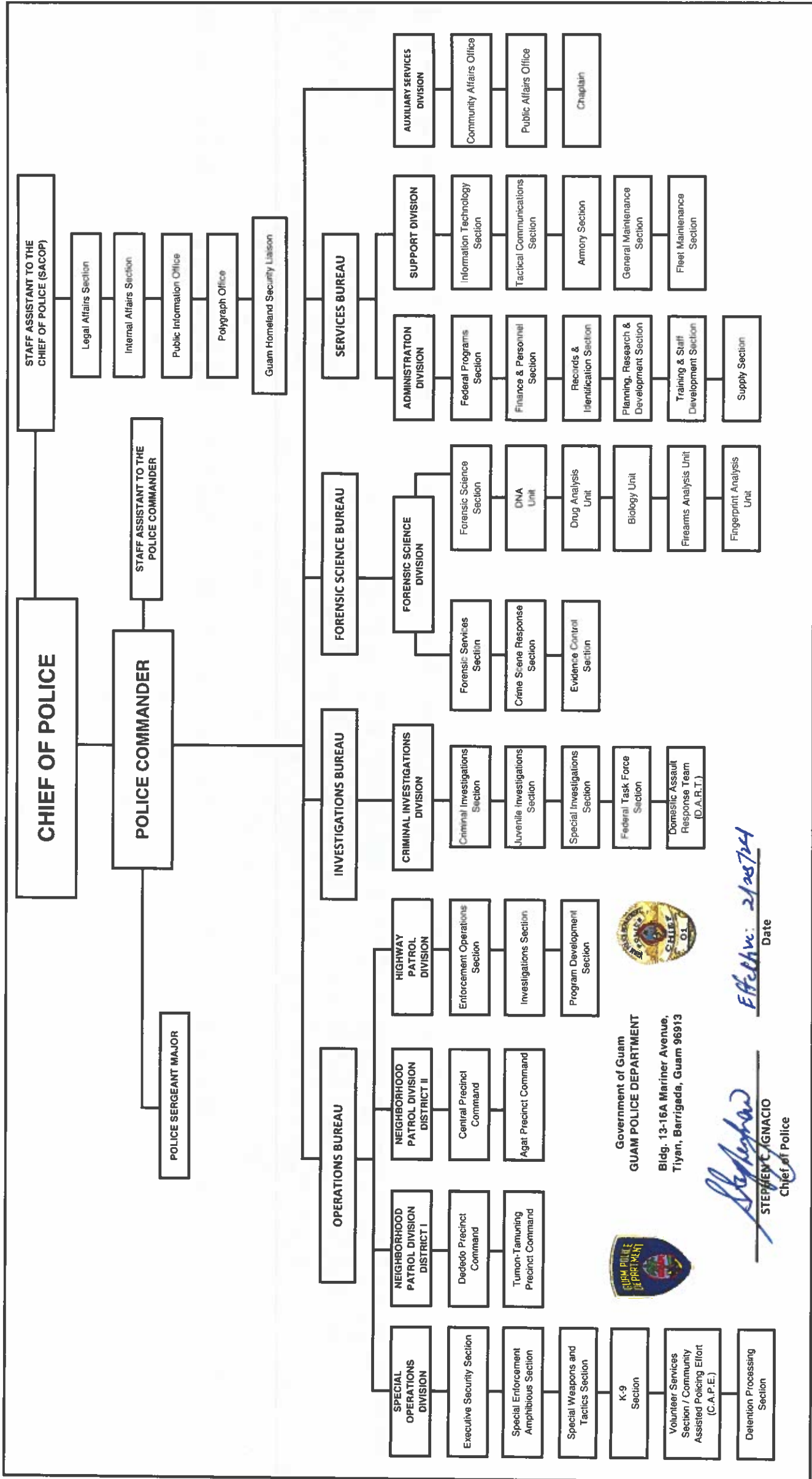
**GOVERNMENT OF GUAM  
INDIRECT COST RATE PROPOSAL - SHORT FORM METHOD  
FOR FISCAL YEAR ENDED SEPTEMBER 30, 2022**

**DEPARTMENT:  
Guam Police Department**

	<b>Total Costs <u>Incurred</u></b>	<b>Excludable Costs</b>	<b>Unallowable Costs</b>	<b>Direct Costs</b>		<b>Indirect Costs</b>
				<b>Salaries &amp; Wages</b>	<b>Other</b>	
<b><u>Divisions/Bureaus</u></b>						
All Local Programs	36,188,501	-	183,187	25,427,252	10,578,062	-
All Federal Programs	1,944,238	-	943,897	313,143	687,198	-
<b>Total Direct Costs</b>	<b>38,132,739</b>	<b>-</b>	<b>1,127,084</b>	<b>25,740,394</b>	<b>11,265,260</b>	<b>-</b>
<b><u>Departmental Indirect Costs</u></b>						
General Administration	287,519	-	1,509	-	-	286,010
<b>Total Departmental Indirect Costs</b>	<b>287,519</b>	<b>-</b>	<b>1,509</b>	<b>-</b>	<b>-</b>	<b>286,010</b>
<b>TOTAL</b>	<b>38,420,258</b>	<b>-</b>	<b>1,128,593</b>	<b>25,740,394</b>	<b>11,265,260</b>	<b>286,010</b>
<b><u>Central Service Cost Allocation Plan</u></b>						
Division of Accounts & Payroll	113,417					113,417
Federal Grants Division	584					584
Treasurer's Office	28,009					28,009
General Services Agency	38,575					38,575
Human Resources Division	205,124					205,124
Office of Technology (Data Processing)	93,392					93,392
DPW-Building Maintenance Division	8,121					8,121
Bureau of Budget & Mgmt Research	134,260					134,260
Civil Service Commission	30,890					30,890
Retirement Fund	142,368					142,368
<b>TOTAL</b>	<b>794,740</b>					<b>794,740</b>

**Government of Guam  
Guam Police Department  
Fiscal Year 2022 - Federal Grants**

CFDA#	Funding Agency	Program Title	Grant Award No.	Award
15.875	U.S. Department of the Interior	EVIDENCE/CNTRL PROP FACILITY	D15AP00124	\$3,741,642.00
15.875	U.S. Department of the Interior	FY20 IA OPS OFFSET #9 (GPD)	GUAMCI2020-2	\$78,171.00
16.710	U.S. Department of Justice	COPS HIRING PRG 2017-FED MATCH	2017ULWX0002	\$1,660,578.00
16.710	U.S. Department of Justice	FY19 LEMHWA PROGRAM	2019MHWXK014	\$100,000.00
16.710	U.S. Department of Justice	COPS HIRING PRG 2021-FED MATCH	15JCOPS21GG03529UHPX	\$778,800.00
16.835	U.S. Department of Justice	GPD BODY-WORN CAMERA	29271386	\$100,000.00
97.012	U.S. Department of Homeland Security	REC BOATING SAFETY (RBS) 2019	46USCG13102	\$700,970.00
97.012	U.S. Department of Homeland Security	FY20 RECREATIONL BOATNG SAFETY	46USCG13102	\$486,702.00
97.012	U.S. Department of Homeland Security	FY20 REC BOATING SAFETY WAIVER	46USCG13102	\$200,000.00
97.012	U.S. Department of Homeland Security	FY20 REC BOATING SAFETY SUPPL	46USCG13102	\$114,406.00
97.012	U.S. Department of Homeland Security	FY21 REC BOATING SAFETY WAIVER	46USCG13102	\$200,000.00
97.012	U.S. Department of Homeland Security	FY21 RECREATIONL BOATNG SAFETY	46USCG13102	\$371,478.00
97.036	U.S. Department of Homeland Security	PA DR4495 GPD OT1 PW00028	PA09GU4495PW00028-24	\$1,004,133.97
<b>Total</b>				<b><u>\$9,536,880.97</u></b>



DEPARTMENT OF LABOR

**GOVERNMENT OF GUAM  
DEPARTMENT OF LABOR  
NATURE AND EXTENT OF SERVICES**

The Department of Labor is responsible to promote, develop, and improve the welfare of wage earners on Guam. It provides job placement assistance, outreach and consultation to increase awareness of employment practices, senior employment programs and alien labor certification. The Department enforces the prevailing wage schedule, Fair Labor Standards Act, Occupational Safety and Health standards, and administers workers compensation. Additionally, it oversees labor market and occupational information systems as well as provides statistical information regarding Guam's manpower and labor situation. It houses and supervises the Workforce Development & Training Division (formally AHRD) and the Serve Guam Commission and Bureau of Women's Affairs.

An indirect cost rate is proposed for the department to charge for its appropriate share of the fiscal year 2020 government wide central service costs allocation and department-wide administrative costs.

**Department of Labor**  
**Carryforward and Indirect Cost Rate Computation w/Federal Percentage**  
**Fiscal Year Ending September 30, 2022**

<b>TITLE/DESCRIPTION</b>	<b>YEAR- ENDING AMOUNT</b>
FY 2022 Direct Salaries Base (based on actual costs incurred)	\$3,521,749
FY 2022 Indirect Cost Rate (per FY 2022 Negotiation Agreement)	2.14%
FY 2022 Recoverable Indirect Costs	<u>\$75,365</u>
FY 2022 Indirect Costs	\$248,209
FY 2022 SWCAP	\$50,450
FY 2019 Under(Over) recovery Carryforward to FY 2022	(221,955)
FY 2022 Indirect Cost Pool	<u>76,704</u>
FY 2022 Recoverable Indirect Costs	(75,365)
FY 2022 Under(Over)recovery Carryforward to FY 2025	<u>1,339</u>
FY 2025 Indirect Costs (proposed)	\$248,209
FY 2025 SWCAP	\$376,258
FY 2025 Indirect Cost Pool	<u>\$625,805</u>
FY 2025 Direct Salaries Base (proposed) <sup>1/</sup>	<u>\$3,521,749</u>
FY 2025 Indirect Cost Rate	<u>17.77%</u>

<b>Salaries and Wages</b>		
Local	1,308,150	37.14%
Federal	2,213,599	62.86%
	<b>3,521,749</b>	<b>100.00%</b>

<sup>1/</sup> Federal funding percentage 62.86%

**GOVERNMENT OF GUAM  
INDIRECT COST RATE PROPOSAL - SHORT FORM METHOD  
FOR FISCAL YEAR ENDED SEPTEMBER 30, 2022**

**DEPARTMENT:  
Department of Labor**

	<b>Total Costs Incurred</b>	<b>Excludable Costs</b>	<b>Unallowable Costs</b>	<b>Direct Costs</b>		<b>Indirect Costs</b>
				<b>Salaries &amp; Wages</b>	<b>Other</b>	
<b><u>Divisions/Bureaus</u></b>						
All Local Programs	4,703,483	-	144	1,308,150	3,395,189	-
All Federal Programs	4,175,385	-	10,944	2,213,599	1,950,842	-
<b>Total Direct Costs</b>	<b>8,878,869</b>	<b>-</b>	<b>11,088</b>	<b>3,521,749</b>	<b>5,346,031</b>	<b>-</b>
<b><u>Departmental Indirect Costs</u></b>						
General Administration	248,216	-	7	-	-	248,209
<b>Total Departmental Indirect Costs</b>	<b>248,216</b>	<b>-</b>	<b>7</b>	<b>-</b>	<b>-</b>	<b>248,209</b>
<b>TOTAL</b>	<b>9,127,084</b>	<b>-</b>	<b>11,096</b>	<b>3,521,749</b>	<b>5,346,031</b>	<b>248,209</b>
<b><u>Central Service Cost Allocation Plan</u></b>						
Division of Accounts & Payroll	24,556					24,556
Federal Grants Division	6,421					6,421
Treasurer's Office	6,064					6,064
General Services Agency	5,630					5,630
Human Resources Division	82,826					82,826
Office of Technology (Data Processing)	20,221					20,221
DPW-Building Maintenance Division	-					-
Bureau of Budget & Mgmt Research	54,212					54,212
Civil Service Commission	7,626					7,626
Retirement Fund	35,147					35,147
<b>TOTAL</b>	<b>242,703</b>					<b>242,703</b>

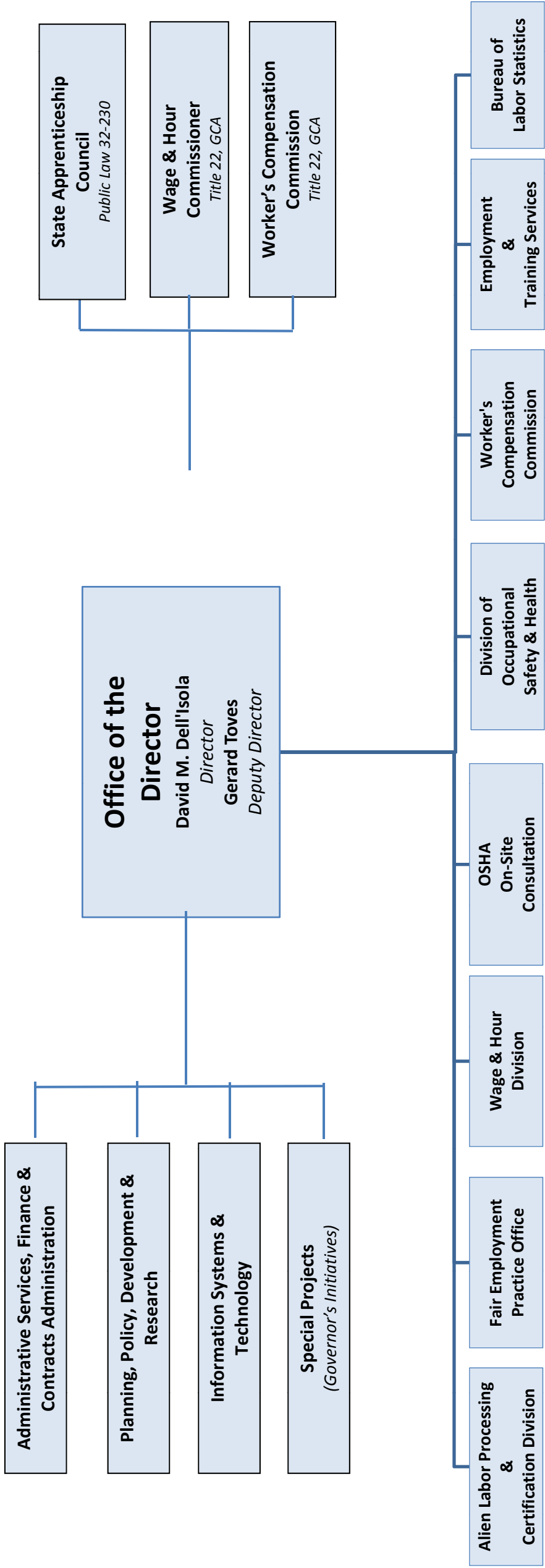
**Government of Guam  
Department of Labor  
Fiscal Year 2022 - Federal Grants**

CFDA#	Funding Agency	Program Title	Grant Award No.	Award
15.875	U.S. Department of the Interior	FY19 IA OPS (RECIPIENT#5-DOL)	GUAMCI2019-2	\$0.01
15.875	U.S. Department of the Interior	TAP UNEMPL FEASIBILTY STDY	D22AP00265-00	\$299,291.00
17.002	U.S. Department of Labor	OCCUPATIONAL EMPLOYMENT STATS	LM361142275J66	\$60,736.00
17.005	U.S. Department of Labor	BUREAU LABOR STATISTICS-OSHS	OS360922275J66	\$47,000.00
17.207	U.S. Department of Labor	EMPLY SVC-WAGNER PEYSER-ADM10%	ES334251955A66	\$66,622.00
17.207	U.S. Department of Labor	EMPLY SVC-WAGNER PEYSER-PRG90%	ES334251955A66	\$243,635.00
17.207	U.S. Department of Labor	EMPLY SVC-WAGNER PEYSER-ADM10%	ES353392055A66	\$31,260.00
17.207	U.S. Department of Labor	EMPLY SVC-WAGNER PEYSER-PRG90%	ES353392055A66	\$281,337.00
17.207	U.S. Department of Labor	EMPLY SVC-WAGNER PEYSER-ADM10%	ES367912155A66	\$31,269.00
17.207	U.S. Department of Labor	EMPLY SVC-WAGNER PEYSER-PRG90%	ES367912155A66	\$281,422.00
17.207	U.S. Department of Labor	EMPLY SVC-WAGNER PEYSER-ADM10%	ES387672255A66	\$31,457.00
17.207	U.S. Department of Labor	EMPLY SVC-WAGNER PEYSER-PRG90%	ES387672255A66	\$283,117.00
17.207	U.S. Department of Labor	BLS ONESTOP WORKFORCE INFO P19	ES334251955A66	\$92,976.00
17.207	U.S. Department of Labor	BLS ONESTOP WORKFRCE INFO PY20	ES353392055A66	\$93,090.00
17.207	U.S. Department of Labor	BLS ONESTOP WORKFRCE INFO PY21	ES367912155A66	\$93,023.00
17.207	U.S. Department of Labor	BLS ONESTOP WORKFRCE INFO PY22	ES387672255A66	\$93,031.00
17.225	Coronavirus Emergency Supplemental Funding Program	CARES ACT - DOL ADMIN	UI348362055A66	\$4,554,341.00
17.225	Coronavirus Emergency Supplemental Funding Program	CARES ACT - DOL PUA ADMIN	23A55UI034836-01-21	\$1,420,253.00
17.225	Coronavirus Emergency Supplemental Funding Program	CARES ACT - DOL FPUC ADMIN	UI348362055A66	\$150,000.00
17.225	Coronavirus Emergency Supplemental Funding Program	CARES ACT - DOL FRAUD ADMIN	UI348362055A66	\$660,000.00
17.225	Coronavirus Emergency Supplemental Funding Program	CARES ACT - DOL PUA ADMIN	UI348362055A66	\$2,437,540.00
17.225	Coronavirus Emergency Supplemental Funding Program	CARES/ARPA - DOL PUA ADMIN	UI348362055A66	\$94,300.00
17.235	U.S. Department of Labor	SCSEP-OTHER ENROLLEES COST	AD362572160A66	\$136,411.00
17.235	U.S. Department of Labor	SCSEP-ADMINISTRATION	AD362572160A66	\$96,466.00
17.235	U.S. Department of Labor	SCSEP-ENROLLEE WAGES & BENEFIT	AD362572160A66	\$675,846.00
17.235	U.S. Department of Labor	SCSEP-ENROLLEE WAGES & BENEFIT	AD383092260A66	\$677,162.00
17.235	U.S. Department of Labor	SCSEP-OTHER ENROLLEES COST	AD383092260A66	\$135,432.00
17.235	U.S. Department of Labor	SCSEP-ADMINISTRATION	AD383092260A66	\$90,288.00
17.270	U.S. Department of Labor	REINTEGRATION OF EX-OFFENDERS	PE334361960A66	\$100,000.00
17.273	U.S. Department of Labor	ALIEN LABOR CERTIFICATION	FL344232055A66	\$60,000.00
17.273	U.S. Department of Labor	ALIEN LABOR CERTIFICATION	FL360342155A66	\$5,000.00
17.285	U.S. Department of Labor	APPRENTICESHIP EXPANS-SAA-RD3	AP335241960A66	\$234,170.99
17.285	U.S. Department of Labor	APPRENTICESHIP EXPANS-BASE-RD3	AP335241960A66	\$228,000.00
17.285	U.S. Department of Labor	APPRENTICESHIP EXPANS-SAA-RD4	AP351132060A66	\$300,000.00
17.504	U.S. Department of Labor	OSHA ON-SITE CONSULT - PROGRAM	CS-36684-CS2	\$304,990.00
17.504	U.S. Department of Labor	OSHA ON-SITE CONSULT - ADMIN	CS-36684-CS2	\$52,310.00
17.801	U.S. Department of Labor	JOBS FOR VETERANCS (DVOP)	DV342652055566	\$138,000.00
17.801	U.S. Department of Labor	JOBS FOR VETERANS (DVOP)	DV357492155566	\$138,000.00
17.801	U.S. Department of Labor	JOBS FOR VETERANS (DVOP)	DV378772255566	\$138,000.00
97.050	Coronavirus Emergency Supplemental Funding Program	FEMA - ONA LWA - BENEFITS	4495DRGUSPLW	\$45,000,000.00
97.050	Coronavirus Emergency Supplemental Funding Program	FEMA - ONA LWA - ADMIN	4495DRGUSPLW	\$272,202.00
<b>Total</b>				<b>\$60,127,978.00</b>



# GUAM DEPARTMENT OF LABOR

Organizational Chart - Overall



DEPARTMENT OF LABOR  
WORKFORCE DEVELOPMENT & TRAINING DIVISION  
(formerly AHRD)

**GOVERNMENT OF GUAM  
DEPARTMENT OF LABOR  
WORKFORCE DEVELOPMENT & TRAINING DIVISION (formerly AHRD)  
NATURE AND EXTENT OF SERVICES**

The Department of Labor's Workforce Development & Training Division is responsible for the coordination of manpower needs, assessment and employment programs funded under the provisions of local and federal statutes. In addition, to seek, apply and obtain funds from the federal government and from private and other sources, for use in manpower and other programs within this training program.

An indirect cost rate is proposed for the department to charge for its appropriate share of the fiscal year 2020 government wide central service costs allocation.

**Department of Labor - Workforce Development & Training Division**  
**Carryforward and Indirect Cost Rate Computation w/Federal Percentage**  
**Fiscal Year Ending September 30, 2022**

<b>TITLE/DESCRIPTION</b>	<b>YEAR- ENDING AMOUNT</b>
FY 2022 Direct Salaries Base (based on actual costs incurred)	\$1,692,901
FY 2022 Indirect Cost Rate (per FY 2022 Negotiation Agreement)	12.68%
FY 2022 Recoverable Indirect Costs	<u>\$214,660</u>
FY 2022 Indirect Costs	\$0
FY 2022 SWCAP	\$158,104
FY 2019 Under(Over) recovery Carryforward to FY 2022	(4,876,644)
FY 2022 Indirect Cost Pool	<u>(4,718,540)</u>
FY 2022 Recoverable Indirect Costs	(214,660)
FY 2022 Under(Over)recovery Carryforward to FY 2025	<u>(4,933,200)</u>
FY 2025 Indirect Costs (proposed)	\$0
FY 2025 SWCAP	\$90,327
FY 2025 Indirect Cost Pool	<u>(\$4,842,873)</u>
FY 2025 Direct Salaries Base (proposed) <sup>1/</sup>	<u>\$1,692,901</u>
FY 2025 Indirect Cost Rate	<u>-286.07%</u>

<b>Salaries and Wages</b>		
Local	0	0.00%
Federal	1,692,901	100.00%
	<b>1,692,901</b>	<b>100.00%</b>

<sup>1/</sup> Federal funding percentage 100.00%

**GOVERNMENT OF GUAM  
INDIRECT COST RATE PROPOSAL - SHORT FORM METHOD  
FOR FISCAL YEAR ENDED SEPTEMBER 30, 2022**

**DEPARTMENT: Labor  
Workforce Development & Training Division**

	<b>Total Costs <u>Incurred</u></b>	<b>Excludable Costs</b>	<b>Unallowable Costs</b>	<b>Direct Costs</b>		<b>Indirect Costs</b>
				<b>Salaries &amp; Wages</b>	<b>Other</b>	
<b><u>Divisions/Bureaus</u></b>						
All Local Programs	-	-	-	-	-	-
All Federal Programs	2,973,443	-	20,000	1,692,901	1,260,541	-
<b>Total Direct Costs</b>	<b>2,973,443</b>	<b>-</b>	<b>20,000</b>	<b>1,692,901</b>	<b>1,260,541</b>	<b>-</b>
<b><u>Departmental Indirect Costs</u></b>						
General Administration	-	-	-	-	-	-
<b>Total Departmental Indirect Costs</b>	<b>-</b>	<b>-</b>	<b>-</b>	<b>-</b>	<b>-</b>	<b>-</b>
<b>TOTAL</b>	<b>2,973,443</b>	<b>-</b>	<b>20,000</b>	<b>1,692,901</b>	<b>1,260,541</b>	<b>-</b>
<b><u>Central Service Cost Allocation Plan</u></b>						
Division of Accounts & Payroll	7,907					7,907
Federal Grants Division	12,841					12,841
Treasurer's Office	1,953					1,953
General Services Agency	31,902					31,902
Human Resources Division	20,706					20,706
Office of Technology (Data Processing)	6,511					6,511
DPW-Building Maintenance Division	-					-
Bureau of Budget & Mgmt Research	13,553					13,553
Civil Service Commission	3,089					3,089
Retirement Fund	14,237					14,237
<b>TOTAL</b>	<b>112,700</b>					<b>112,700</b>

**Government of Guam**  
**Department of Labor - Workforce Development & Training Division**  
**Fiscal Year 2022 - Federal Grants**

CFDA#	Funding Agency	Program Title	Grant Award No.	Award
17.258	U.S. Department of Labor	ADULT LOCAL ADMIN - PY19	AA332691955A66	\$10,278.00
17.258	U.S. Department of Labor	ADULT PROGRAM - PY2019	AA332691955A66	\$92,498.00
17.258	U.S. Department of Labor	ADULT STATEWIDE - PY2019	AA332691955A66	\$18,136.00
17.258	U.S. Department of Labor	ADULT LOCAL ADMIN-PY2019/FY20	AA332691955A66	\$54,796.00
17.258	U.S. Department of Labor	ADULT PROGRAM - PY2019/FY2020	AA332691955A66	\$493,165.00
17.258	U.S. Department of Labor	ADULT STATEWIDE-PY2019/FY2020	AA332691955A66	\$96,699.00
17.258	U.S. Department of Labor	ADULT LOCAL ADMIN - PY2020	AA348072055A66	\$10,982.00
17.258	U.S. Department of Labor	ADULT PROGRAM - PY2020	AA348072055A66	\$66,541.00
17.258	U.S. Department of Labor	ADULT STATEWIDE - PY2020	AA348072055A66	\$19,381.00
17.258	U.S. Department of Labor	ADULT PARTICIPANT TRNG-PY2020	AA348072055A66	\$32,301.00
17.258	U.S. Department of Labor	ADULT STATEWIDE-PY2020/FY2021	AA348072055A66	\$96,711.00
17.258	U.S. Department of Labor	ADULT LOCAL ADMIN-PY2020/FY21	AA348072055A66	\$54,803.00
17.258	U.S. Department of Labor	ADULT PROGRAM - PY2020/FY2021	AA348072055A66	\$252,824.00
17.258	U.S. Department of Labor	ADULT PART TRAINING-PY20/FY21	AA348072055A66	\$240,400.00
17.258	U.S. Department of Labor	ADULT PARTICIPANT TRNG-PY2021	AA363582155A66	\$34,122.00
17.258	U.S. Department of Labor	ADULT LOCAL ADMIN - PY2021	AA363582155A66	\$11,601.00
17.258	U.S. Department of Labor	ADULT PROGRAM - PY2021	AA363582155A66	\$70,291.00
17.258	U.S. Department of Labor	ADULT STATEWIDE - PY2021	AA363582155A66	\$20,473.00
17.258	U.S. Department of Labor	ADULT LOCAL ADMIN-PY21/FY22	AA363582155A66	\$54,679.00
17.258	U.S. Department of Labor	ADULT PROGRAM - PY21/FY22	AA363582155A66	\$331,288.00
17.258	U.S. Department of Labor	ADULT STATEWIDE-PY21/FY22	AA363582155A66	\$96,491.00
17.258	U.S. Department of Labor	ADULT PART TRAINING-PY21/FY22	AA363582155A66	\$160,819.00
17.258	U.S. Department of Labor	ADULT LOCAL ADMIN - PY2022	AA385682255A66	\$12,221.00
17.258	U.S. Department of Labor	ADULT PROGRAM - PY2022	AA385682255A66	\$74,045.00
17.258	U.S. Department of Labor	ADULT STATEWIDE - PY2022	AA385682255A66	\$21,566.00
17.258	U.S. Department of Labor	ADULT PARTICIPANT TRNG-PY2022	AA385682255A66	\$35,944.00
17.259	U.S. Department of Labor	YOUTH LOCAL ADMIN PY19	AA332691955A66	\$68,403.00
17.259	U.S. Department of Labor	YOUTH PROGRAM PY19	AA332691955A66	\$618,089.00
17.259	U.S. Department of Labor	YOUTH STATEWIDE PY19	AA332691955A66	\$120,710.00
17.259	U.S. Department of Labor	YOUTH LOCAL ADMIN PY20	AA348072055A66	\$69,355.00
17.259	U.S. Department of Labor	YOUTH PROGRAM PY20	AA348072055A66	\$345,208.00
17.259	U.S. Department of Labor	YOUTH STATEWIDE PY20	AA348072055A66	\$122,391.00
17.259	U.S. Department of Labor	YOUTH PARTICIPANT TRAINING PY20	AA348072055A66	\$278,985.00
17.259	U.S. Department of Labor	YOUTH LOCAL ADMIN PY21	AA363582155A66	\$69,801.00
17.259	U.S. Department of Labor	YOUTH PROGRAM PY21	AA363582155A66	\$347,909.00
17.259	U.S. Department of Labor	YOUTH STATEWIDE PY21	AA363582155A66	\$123,177.00
17.259	U.S. Department of Labor	YOUTH PARTICIPANT TRAINING PY21	AA363582155A66	\$280,296.00
17.259	U.S. Department of Labor	YOUTH LOCAL ADMIN PY22	AA385682255A66	\$70,607.00
17.259	U.S. Department of Labor	YOUTH PROGRAM PY22	AA385682255A66	\$352,797.00
17.259	U.S. Department of Labor	YOUTH STATEWIDE PY22	AA385682255A66	\$124,601.00
17.259	U.S. Department of Labor	YOUTH PARTICIPANT TRAINING PY22	AA385682255A66	\$282,669.00
17.277	U.S. Department of Labor	COVID19 DWG-DISASTER ADMIN	DW346782060A66	\$419,257.00
17.277	U.S. Department of Labor	COVID19 DWG-DISASTER PROG	DW346782060A66	\$4,615,087.00
17.278	U.S. Department of Labor	DW LOCAL ADMIN PY2019	AA332691955A66	\$9,172.00
17.278	U.S. Department of Labor	DW RAPID RESPONSE PY2019	AA332691955A66	\$10,790.00
17.278	U.S. Department of Labor	DW PROGRAM - PY2019	AA332691955A66	\$71,755.00
17.278	U.S. Department of Labor	DW STATEWIDE - PY2019	AA332691955A66	\$16,185.00
17.278	U.S. Department of Labor	DW LOCAL ADMIN-PY2019/FY2020	AA332691955A66	\$77,444.00
17.278	U.S. Department of Labor	DW RAPID RESPONSE-PY2019/FY20	AA332691955A66	\$103,259.00

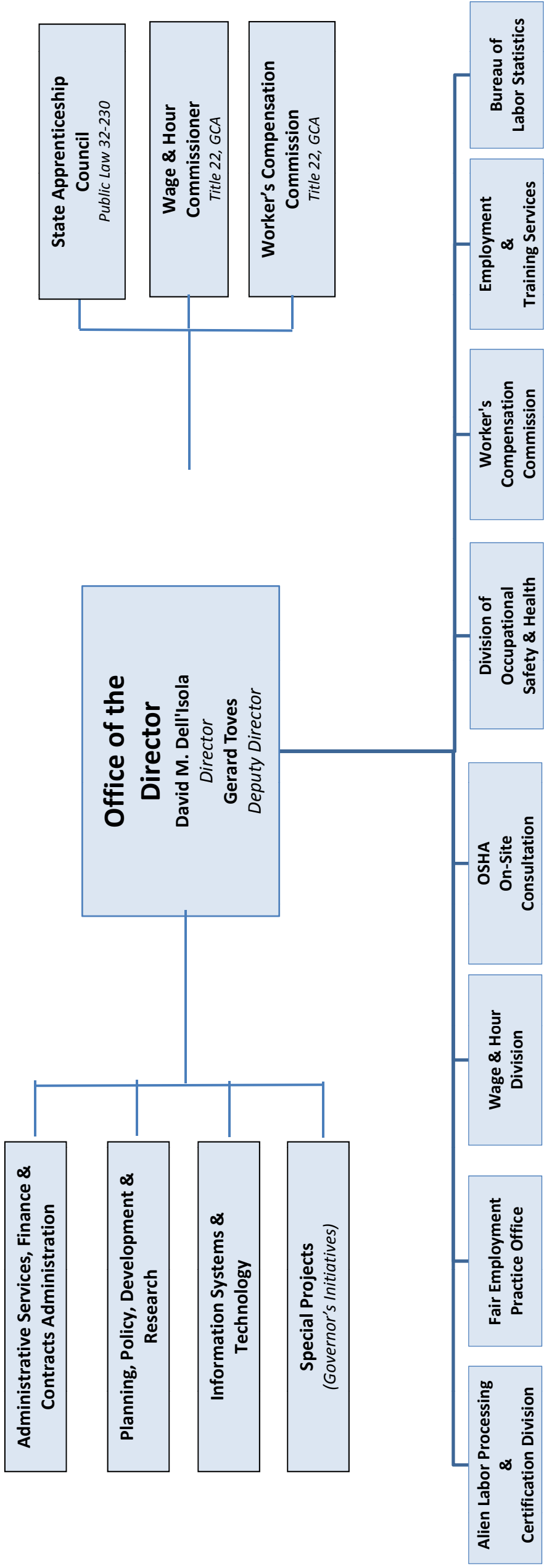
**Government of Guam**  
**Department of Labor - Workforce Development & Training Division**  
**Fiscal Year 2022 - Federal Grants**

CFDA#	Funding Agency	Program Title	Grant Award No.	Award
17.278	U.S. Department of Labor	DW PROGRAM - PY2019/FY2020	AA332691955A66	\$696,997.00
17.278	U.S. Department of Labor	DW STATEWIDE - PY2019/FY2020	AA332691955A66	\$154,888.00
17.278	U.S. Department of Labor	DW RAPID RESPONSE PY2020	AA348072055A66	\$31,346.00
17.278	U.S. Department of Labor	DW PROGRAM PY2020	AA348072055A66	\$130,086.00
17.278	U.S. Department of Labor	DW STATEWIDE PY2020	AA348072055A66	\$47,019.00
17.278	U.S. Department of Labor	DW PARTICIPANT TRAINING-PY2020	AA348072055A66	\$78,365.00
17.278	U.S. Department of Labor	DW LOCAL ADMIN PY2020	AA348072055A66	\$26,644.00
17.278	U.S. Department of Labor	DW LOCAL ADMIN-PY2020/FY2021	AA348072055A66	\$75,173.00
17.278	U.S. Department of Labor	DW RAPID RESPONSE-PY20/FY21	AA348072055A66	\$88,440.00
17.278	U.S. Department of Labor	DW PROGRAM - PY2020/FY2021	AA348072055A66	\$267,420.00
17.278	U.S. Department of Labor	DW STATEWIDE - PY2020/FY2021	AA348072055A66	\$13,232,659.00
17.278	U.S. Department of Labor	DW PART TRAINING-PY20/FY21	AA348072055A66	\$320,701.00
17.278	U.S. Department of Labor	DW PARTICIPANT TRAINING-PY21	AA363582155A66	\$87,518.00
17.278	U.S. Department of Labor	DW LOCAL ADMIN PY2021	AA363582155A66	\$29,756.00
17.278	U.S. Department of Labor	DW RAPID RESPONSE PY2021	AA363582155A66	\$35,007.00
17.278	U.S. Department of Labor	DW PROGRAM PY2021	AA363582155A66	\$145,280.00
17.278	U.S. Department of Labor	DW STATEWIDE PY2021	AA363582155A66	\$52,511.00
17.278	U.S. Department of Labor	DW LOCAL ADMIN - PY21/FY22	AA363582155A66	\$73,396.00
17.278	U.S. Department of Labor	DW STATEWIDE - PY21/FY22	AA363582155A66	\$129,522.00
17.278	U.S. Department of Labor	DW RAPID RESPONSE - PY21/FY22	AA363582155A66	\$86,347.00
17.278	U.S. Department of Labor	DW PROGRAM - PY21/FY22	AA363582155A66	\$358,344.00
17.278	U.S. Department of Labor	DW PART TRAINING - PY21/F22	AA363582155A66	\$215,870.00
17.278	U.S. Department of Labor	DW LOCAL ADMIN PY2022	AA385682255A66	\$35,528.00
17.278	U.S. Department of Labor	DW PROGRAM PY2022	AA385682255A66	\$173,462.00
17.278	U.S. Department of Labor	DW STATEWIDE PY2022	AA385682255A66	\$62,697.00
17.278	U.S. Department of Labor	DW PARTICIPANT TRAINING-PY2022	AA385682255A66	\$104,495.00
17.278	U.S. Department of Labor	DW RAPID RESPONSE PY2022	AA385682255A66	\$41,798.00
<b>Total</b>				<b>\$27,842,271.00</b>



# GUAM DEPARTMENT OF LABOR

Organizational Chart - Overall



**GUAM HOMELAND SECURITY OFFICE**

**GOVERNMENT OF GUAM  
GUAM HOMELAND SECURITY OFFICE  
NATURE AND EXTENT OF SERVICES**

The Guam Homeland Security Office is responsible for the coordination and facilitation of all Government of Guam, Military, and Federal Liaison Response Agencies and their resources in the mitigation, preparation, response, and recover from any and all types of emergencies in order to protect lives, the environment, and proper of the island of Guam.

An indirect cost rate is proposed for the department to charge for its appropriate share of the fiscal year 2020 government wide central service costs allocation.

**Guam Homeland Security**  
**Carryforward and Indirect Cost Rate Computation w/Federal Percentage**  
**Fiscal Year Ending September 30, 2022**

<b>TITLE/DESCRIPTION</b>	<b>YEAR- ENDING AMOUNT</b>
FY 2022 Direct Salaries Base (based on actual costs incurred)	\$1,574,210
FY 2022 Indirect Cost Rate (per FY 2022 Negotiation Agreement)	14.85%
FY 2022 Recoverable Indirect Costs	<u>\$233,770</u>
FY 2022 Indirect Costs	\$0
FY 2022 SWCAP	\$244,643
FY 2019 Under(Over) recovery Carryforward to FY 2022	(99,050)
FY 2022 Indirect Cost Pool	<u>145,593</u>
FY 2022 Recoverable Indirect Costs	(233,770)
FY 2022 Under(Over)recovery Carryforward to FY 2025	<u>(88,177)</u>
FY 2025 Indirect Costs (proposed)	\$0
FY 2025 SWCAP	\$61,448
FY 2025 Indirect Cost Pool	<u>(\$26,729)</u>
FY 2025 Direct Salaries Base (proposed) <sup>1/</sup>	<u>\$1,574,210</u>
FY 2025 Indirect Cost Rate	<u>-1.70%</u>

<b>Salaries and Wages</b>		
Local	13,800	0.88%
Federal	1,560,410	99.12%
	<b>1,574,210</b>	<b>100.00%</b>

<sup>1/</sup> Federal funding percentage 99.12%

**GOVERNMENT OF GUAM  
INDIRECT COST RATE PROPOSAL - SHORT FORM METHOD  
FOR FISCAL YEAR ENDED SEPTEMBER 30, 2022**

**DEPARTMENT:  
Guam Homeland Security**

	<b>Total Costs Incurred</b>	<b>Excludable Costs</b>	<b>Unallowable Costs</b>	<b>Direct Costs</b>		<b>Indirect Costs</b>
				<b>Salaries &amp; Wages</b>	<b>Other</b>	
<b><u>Divisions/Bureaus</u></b>						
All Local Programs	17,961	-	-	13,800	4,161	-
All Federal Programs	4,387,313	-	40,059	1,560,410	2,786,845	-
<b>Total Direct Costs</b>	<b>4,405,274</b>	<b>-</b>	<b>40,059</b>	<b>1,574,210</b>	<b>2,791,006</b>	<b>-</b>
<b><u>Departmental Indirect Costs</u></b>						
General Administration	-	-	-	-	-	-
<b>Total Indirect Costs</b>	<b>-</b>	<b>-</b>	<b>-</b>	<b>-</b>	<b>-</b>	<b>-</b>
<b>TOTAL</b>	<b>4,405,274</b>	<b>-</b>	<b>40,059</b>	<b>1,574,210</b>	<b>2,791,006</b>	<b>-</b>
<b><u>Central Service Cost Allocation Plan</u></b>						
Division of Accounts & Payroll	21,629					21,629
Federal Grants Division	13,425					13,425
Treasurer's Office	5,342					5,342
General Services Agency	16,055					16,055
Human Resources Division	16,177					16,177
Office of Technology (Data Processing)	17,810					17,810
DPW-Building Maintenance Division	2,574					2,574
Bureau of Budget & Mgmt Research	10,588					10,588
Civil Service Commission	2,413					2,413
Retirement Fund	11,123					11,123
<b>TOTAL</b>	<b>117,136</b>					<b>117,136</b>

**Government of Guam  
Guam Homeland Security  
Fiscal Year 2022 - Federal Grants**

CFDA#	Funding Agency	Program Title	Grant Award No.	Award
11.467	U.S. Department of Commerce	GUAM TSUNAMI PROGRAM FY20	NA20NWS4670062	\$578,592.00
11.467	U.S. Department of Commerce	GUAM TSUNAMI PROGRAM FY21	NA21NWS4670008	\$803,457.00
11.467	U.S. Department of Commerce	NATIONAL TSUNAMI HAZARD FY22	NA22NWS4670015	\$406,759.00
15.875	U.S. Department of the Interior	FY20 IA OPS OFFSET #8(GHS/OCD)	GUAMCI2020-2	\$317,641.00
97.008	U.S. Department of Homeland Security	NONPROFIT SEC GRANT PRG - FY19	EMW2019UA00023S01	\$100,000.00
97.008	U.S. Department of Homeland Security	2021 NSGP - DNDMC BASILICA	EMW2021UA00009	\$150,000.00
97.008	U.S. Department of Homeland Security	2021 NSGP - GUMA MAMI IGH	EMW2021UA00009	\$150,000.00
97.008	U.S. Department of Homeland Security	2021 NSGP - LUTHERAN CHURCH OG	EMW2021UA00009	\$14,500.00
97.008	U.S. Department of Homeland Security	2021 NSGP - SDA CLINIC MAIN	EMW2021UA00009	\$150,000.00
97.008	U.S. Department of Homeland Security	2022 NSGP - DNDMC BASILICA	EMW2022UA00003	\$150,000.00
97.008	U.S. Department of Homeland Security	2022 NSGP-STA BARBARA CATH SCH	EMW2022UA00003	\$150,000.00
97.008	U.S. Department of Homeland Security	2022 NSGP - MGMT & ADMIN	EMW2022UA00003	\$30,534.21
97.008	U.S. Department of Homeland Security	2022 NSGP - ADVENTIST ACADEMY	EMW2022UA00003	\$130,150.00
97.008	U.S. Department of Homeland Security	2022 NSGP - GEN COR OF SDA	EMW2022UA00003	\$150,000.00
97.036	U.S. Department of Homeland Security	FY19 GPA - CAT F TY MANGKHUT 1	PA09GU4398PW00055(0)	\$3,033,916.79
97.036	U.S. Department of Homeland Security	FY19 GPA - CAT B TY MANGKHUT	PA09GU4398PW00056(0)	\$485,849.77
97.036	U.S. Department of Homeland Security	FY19 GPA - CAT F TY MANGKHUT 2	PA09GU4398PW00011(0)	\$739,827.75
97.036	U.S. Department of Homeland Security	FY19 PAG - CAT E TY MANGKHUT 2	PA09GU4398PW00046(0)	\$530,517.90
97.036	U.S. Department of Homeland Security	FY19 GHS - CAT Z TY MANGKHUT	PA09GU4398PW00058(0)	\$579,321.24
97.036	U.S. Department of Homeland Security	FY19 PAG - CAT Z TY MANGKHUT	PA09GU4398PW00068(0)	\$40,292.83
97.036	U.S. Department of Homeland Security	FY19 GIAA- CAT E TY MANGKHUT	PA09GU4398PW00030(0)	\$49,857.02
97.036	U.S. Department of Homeland Security	FY19 DOAG - CAT A TY MANGKHUT	PA09GU4398PW00033(0)	\$7,199.99
97.036	U.S. Department of Homeland Security	FY19 DOAG - CAT E TY MANGKHUT	PA09GU4398PW00037(0)	\$2,918.41
97.036	U.S. Department of Homeland Security	FY19 DOC - CAT B TY MANGKHUT	PA09GU4398PW00002(0)	\$12,146.78
97.036	U.S. Department of Homeland Security	FY19 DOC - CAT E TY MANGKHUT 1	PA09GU4398PW00003(0)	\$5,946.08
97.036	U.S. Department of Homeland Security	FY19 DOC - CAT E TY MANGKHUT 2	PA09GU4398PW00007(0)	\$10,875.00
97.036	U.S. Department of Homeland Security	FY19 DOE - CAT A TY MANGKHUT	PA09GU4398PW00029(0)	\$5,670.00
97.036	U.S. Department of Homeland Security	FY19 DOE - CAT E TY MANGKHUT 1	PA09GU4398PW00049(0)	\$11,003.30
97.036	U.S. Department of Homeland Security	FY19 DOE - CAT E TY MANGKHUT 2	PA09GU4398PW00041(0)	\$184,491.89
97.036	U.S. Department of Homeland Security	FY19 GHURA-CAT A TY MANGKHUT	PA09GU4398PW00050(0)	\$7,638.68
97.036	U.S. Department of Homeland Security	FY19 GHURA-CAT E TY MANGKHUT	PA09GU4398PW00032(0)	\$20,970.17
97.036	U.S. Department of Homeland Security	FY19 DPR - CAT A TY MANGKHUT	PA09GU4398PW00042(0)	\$25,414.54
97.036	U.S. Department of Homeland Security	FY19 DPR - CAT G TY MANGKHUT	PA09GU4398PW00024(0)	\$62,494.22
97.036	U.S. Department of Homeland Security	FY19 DPR - CAT G TY MANGKHUT 2	PA09GU4398PW00040(0)	\$49,768.60
97.036	U.S. Department of Homeland Security	FY19 PHSS- CAT B TY MANGKHUT	PA09GU4398PW00038(0)	\$36,380.01
97.036	U.S. Department of Homeland Security	FY19 DPW - CAT G TY MANGKHUT	PA09GU4398PW00001(0)	\$60,677.25
97.036	U.S. Department of Homeland Security	FY19 DPW - CAT E TY MANGKHUT	PA09GU4398PW00010(0)	\$25,609.07
97.036	U.S. Department of Homeland Security	FY19 DYA - CAT E TY MANGKHUT 1	PA09GU4398PW00005(0)	\$38,510.87
97.036	U.S. Department of Homeland Security	FY19 GFD - CAT B TY MANGKHUT	PA09GU4398PW00018(0)	\$6,071.02
97.036	U.S. Department of Homeland Security	FY19 GHC - CAT E TY MANGKHUT	PA09GU4398PW00054(0)	\$8,420.58
97.036	U.S. Department of Homeland Security	FY19 GIAA- CAT B TY MANGKHUT	PA09GU4398PW00048(0)	\$16,495.32
97.036	U.S. Department of Homeland Security	FY19 GPD - CAT B TY MANGKHUT	PA09GU4398PW00047(0)	\$4,050.00
97.036	U.S. Department of Homeland Security	FY19 GVB - CAT B TY MANGKHUT	PA09GU4398PW00004(0)	\$2,400.67
97.036	U.S. Department of Homeland Security	FY19 GVB - CAT A TY MANGKHUT	PA09GU4398PW00034(0)	\$52,219.17
97.036	U.S. Department of Homeland Security	FY19 GVB - CAT G TY MANGKHUT	PA09GU4398PW00017(0)	\$3,623.36
97.036	U.S. Department of Homeland Security	FY19 GWA - CAT B TY MANGKHUT	PA09GU4398PW00051(0)	\$63,173.22
97.036	U.S. Department of Homeland Security	FY19 GWA - CAT E TY MANGKHUT	PA09GU4398PW00045(0)	\$35,114.42
97.036	U.S. Department of Homeland Security	FY19 GWA - CAT F TY MANGKHUT 1	PA09GU4398PW00027(0)	\$16,299.30
97.036	U.S. Department of Homeland Security	FY19 GWA - CAT F TY MANGKHUT 2	PA09GU4398PW00028(0)	\$9,791.62
97.036	U.S. Department of Homeland Security	FY19 GHS - CAT E TY MANGKHUT	PA09GU4398PW00022(0)	\$58,254.86
97.036	U.S. Department of Homeland Security	FY19 DPR - CAT Z TY MANGKHUT	PA09GU4398PW00060(0)	\$9,178.49
97.036	U.S. Department of Homeland Security	FY19 PHS - CAT E TY MANGKHUT	PA09GU4398PW00031(0)	\$15,039.15
97.036	U.S. Department of Homeland Security	FY19 DYA - CAT Z TY MANGKHUT	PA09GU4398PW00064(0)	\$3,360.14
97.036	U.S. Department of Homeland Security	FY19 GFD - CAT E TY MANGKHUT	PA09GU4398PW00023(0)	\$72,418.00
97.036	U.S. Department of Homeland Security	FY19 MCOG- CAT A TY MANGKHUT	PA09GU4398PW00008(0)	\$136,604.09
97.036	U.S. Department of Homeland Security	FY19 MCOG- CAT E TY MANGKHUT	PA09GU4398PW00044(0)	\$198,974.77
97.036	U.S. Department of Homeland Security	FY19 UOG - CAT B TY MANGKHUT	PA09GU4398PW00009(0)	\$14,756.04

**Government of Guam  
Guam Homeland Security  
Fiscal Year 2022 - Federal Grants**

CFDA#	Funding Agency	Program Title	Grant Award No.	Award
97.036	U.S. Department of Homeland Security	FY19 UOG - CAT A TY MANGKHUT	PA09GU4398PW00014(0)	\$15,740.50
97.036	U.S. Department of Homeland Security	FY19 UOG - CAT E TY MANGKHUT 1	PA09GU4398PW00043(0)	\$24,895.50
97.036	U.S. Department of Homeland Security	FY19 UOG - CAT E TY MANGKHUT 2	PA09GU4398PW00016(0)	\$47,801.73
97.036	U.S. Department of Homeland Security	FY19 UOG - CAT Z TY MANGKHUT	PA09GU4398PW00063(0)	\$6,879.58
97.036	U.S. Department of Homeland Security	FY19 DOA - CAT E TY MANGKHUT	PA09GU4398PW00026(0)	\$9,864.75
97.036	U.S. Department of Homeland Security	FY19 DOE - CAT Z TY MANGKHUT	PA09GU4398PW00062(0)	\$13,411.01
97.036	U.S. Department of Homeland Security	FY19 GMHA - CAT Z TY MANGKHUT	PA09GU4398PW00067(0)	\$17,809.55
97.036	U.S. Department of Homeland Security	FY19 GFD - CAT Z TY MANGKHUT	PA09GU4398PW00066	\$5,232.66
97.036	U.S. Department of Homeland Security	FY19 GWA - CAT Z TY MANGKHUT	PA09GU4398PW00065(0)	\$8,291.90
97.036	U.S. Department of Homeland Security	FY19 MCOG - CAT Z TY MANGKHUT	PA09GU4398PW00069(0)	\$22,371.92
97.036	U.S. Department of Homeland Security	FY19 GPD - CAT E TY MANGKHUT 1	PA09GU4398PW00036(0)	\$22,278.00
97.036	U.S. Department of Homeland Security	FY19 GPD - CAT E TY MANGKHUT 2	PA09GU4398PW00052(0)	\$13,006.00
97.036	U.S. Department of Homeland Security	FY19 GPD - CAT Z TY MANGKHUT	PA09GU4398PW00070(0)	\$2,622.27
97.036	U.S. Department of Homeland Security	FY19 GGRF - CAT E TY MANGKHUT	PA09GU4398PW00020(0)	\$14,580.00
97.036	U.S. Department of Homeland Security	FY19 GCC - CAT E TY MANGKHUT	PA09GU4398PW00021(0)	\$3,648.75
97.036	U.S. Department of Homeland Security	FY19 GIAA - CAT Z TY MANGKHUT	PA09GU4398PW00059	\$5,035.98
97.036	U.S. Department of Homeland Security	TYPHOON MANGKHUT - CAT B	PA09GU4398PW00019(0)	\$440,088.82
97.036	U.S. Department of Homeland Security	TYPHOON MANGKHUT - CAT A	PA09GU4398PW00012(0)	\$544,298.90
97.036	U.S. Department of Homeland Security	FY19 GHS/ OCD - CAT Z TY WUTIP	PA09GU4433PW00026(0)	\$49,883.75
97.036	U.S. Department of Homeland Security	FY19 GHS/ OCD - CAT B WUTIP	PA09GU4433PW00021(0)	\$104,637.23
97.036	U.S. Department of Homeland Security	FY19 DOC - CAT E1 WUTIP	PA09GU4433PW00009(19	\$8,698.01
97.036	U.S. Department of Homeland Security	FY19 DOE - CAT Z WUTIP	PA09GU4433PW00020(0)	\$430.42
97.036	U.S. Department of Homeland Security	FY19 DPW - CAT A WUTIP	PA09GU4433PW00007(0)	\$13,896.45
97.036	U.S. Department of Homeland Security	FY19 GFD - CAT B WUTIP	PA09GU4433PW00006(0)	\$2,613.65
97.036	U.S. Department of Homeland Security	FY19 DOC - CAT E2 WUTIP	PA09GU4433PW00010(20	\$32,241.36
97.036	U.S. Department of Homeland Security	FY19 PHSS - CAT B WUTIP	PA09GU4433PW00001(0)	\$36,141.24
97.036	U.S. Department of Homeland Security	FY19 DPW - CAT C WUTIP	PA09GU4433PW00008(0)	\$2,974.62
97.036	U.S. Department of Homeland Security	FY19 PHSS - CAT Z WUTIP	PA09GU4433PW00025(0)	\$2,409.42
97.036	U.S. Department of Homeland Security	FY19 DOE - CAT E WUTIP	PA09GU4433PW00012(0)	\$6,456.29
97.036	U.S. Department of Homeland Security	FY19 DPW - CAT B WUTIP	PA09GU4433PW00003(0)	\$6,512.99
97.036	U.S. Department of Homeland Security	FY19 GFD - CAT Z WUTIP	PA09GU4433PW00023(0)	\$174.25
97.036	U.S. Department of Homeland Security	FY19 GWA - CAT Z WUTIP	PA09GU4433PW00019(0)	\$1,091.43
97.036	U.S. Department of Homeland Security	FY19 GPA - CAT Z WUTIP	PA09GU4433PW00018(0)	\$15,795.25
97.036	U.S. Department of Homeland Security	FY19 GWA - CAT F WUTIP	PA09GU4433PW00005(0)	\$18,285.62
97.036	U.S. Department of Homeland Security	FY19 GPA - CAT F WUTIP	PA09GU4433PW00017(0)	\$123,637.97
97.036	U.S. Department of Homeland Security	FY19 GWA - CAT B WUTIP	PA09GU4433PW00013(0)	\$16,371.45
97.036	U.S. Department of Homeland Security	FY19 GPA - CAT B WUTIP	PA09GU4433PW00015(0)	\$236,928.71
97.036	U.S. Department of Homeland Security	FY19 PAG - CAT B WUTIP	PA09GU4433PW00004(0)	\$53,208.00
97.036	U.S. Department of Homeland Security	FY19 UOG - CAT B WUTIP	PA09GU4433PW00002(0)	\$5,191.44
97.036	U.S. Department of Homeland Security	FY19 UOG - CAT G WUTIP	PA09GU4433PW00014(0)	\$12,250.33
97.036	U.S. Department of Homeland Security	FY19 UOG - CAT Z WUTIP	PA09GU4433PW00022(0)	\$1,162.79
97.036	U.S. Department of Homeland Security	FY19 PAG - CAT Z WUTIP	PA09GU4433PW00011(0)	\$3,547.20
97.036	U.S. Department of Homeland Security	PA DR4495 GHS PPE PW00006	PA09GU4495PW00006	\$0.01
97.036	U.S. Department of Homeland Security	PA DR4495 GHS EOC OT PW00007	PA09GU4495PW00007	\$670,878.95
97.036	U.S. Department of Homeland Security	PA DR4495 GHS CAT Z PW00014	PA09GU4495PW00014	\$1,284,197.10
97.036	U.S. Department of Homeland Security	PA DR4495 GMHA ACS PW00009	PA09GU4495PW00009	\$15,353,962.50
97.036	U.S. Department of Homeland Security	PA DR4495 DPHSS VACC1 PW00024	PA09GU4495PW00024	\$1,166,793.89
97.036	U.S. Department of Homeland Security	PA DR4495 GMHA SURSTAF PW00011	PA09GU4495PW00011	\$10,349,936.27
97.036	U.S. Department of Homeland Security	PA DR4495 GHS CAT-Z PW00014SUP	PA09GU4495PW00014-58	\$1,795,948.72
97.036	U.S. Department of Homeland Security	PA DR4495 GHS PPE PW00006	PA09GU4495PW00006	\$243,184.92
97.036	U.S. Department of Homeland Security	PA DR4495 GHS EOC OT PW00007	PA09GU4495PW00007	\$2,002,489.70
97.036	U.S. Department of Homeland Security	PA DR4495 GHS- OCD NCS1 PW00015	PA09GU4495PW00015-10	\$2,546,467.15
97.036	U.S. Department of Homeland Security	PA DR4495 GHS- OCD NCS2 PW00016	PA09GU4495PW00016-11	\$1,751,828.28
97.036	U.S. Department of Homeland Security	PA DR4495 GHS- OCD PURCH PW23	PA09GU4495PW00023-60	\$1,069,426.44
97.036	U.S. Department of Homeland Security	PA DR4495 GHS- OCD NON- CON PW66	PA09GU4495PW00066-61	\$3,221,967.78
97.039	U.S. Department of Homeland Security	HM OUTREACH & EDU 4398-04-03F	HMGPA43980403F	\$57,319.00
97.039	U.S. Department of Homeland Security	OUTREACH/EDU (SRMC)4398-04-03F	HMGPA-DR4398-04-03F	\$3,821.30

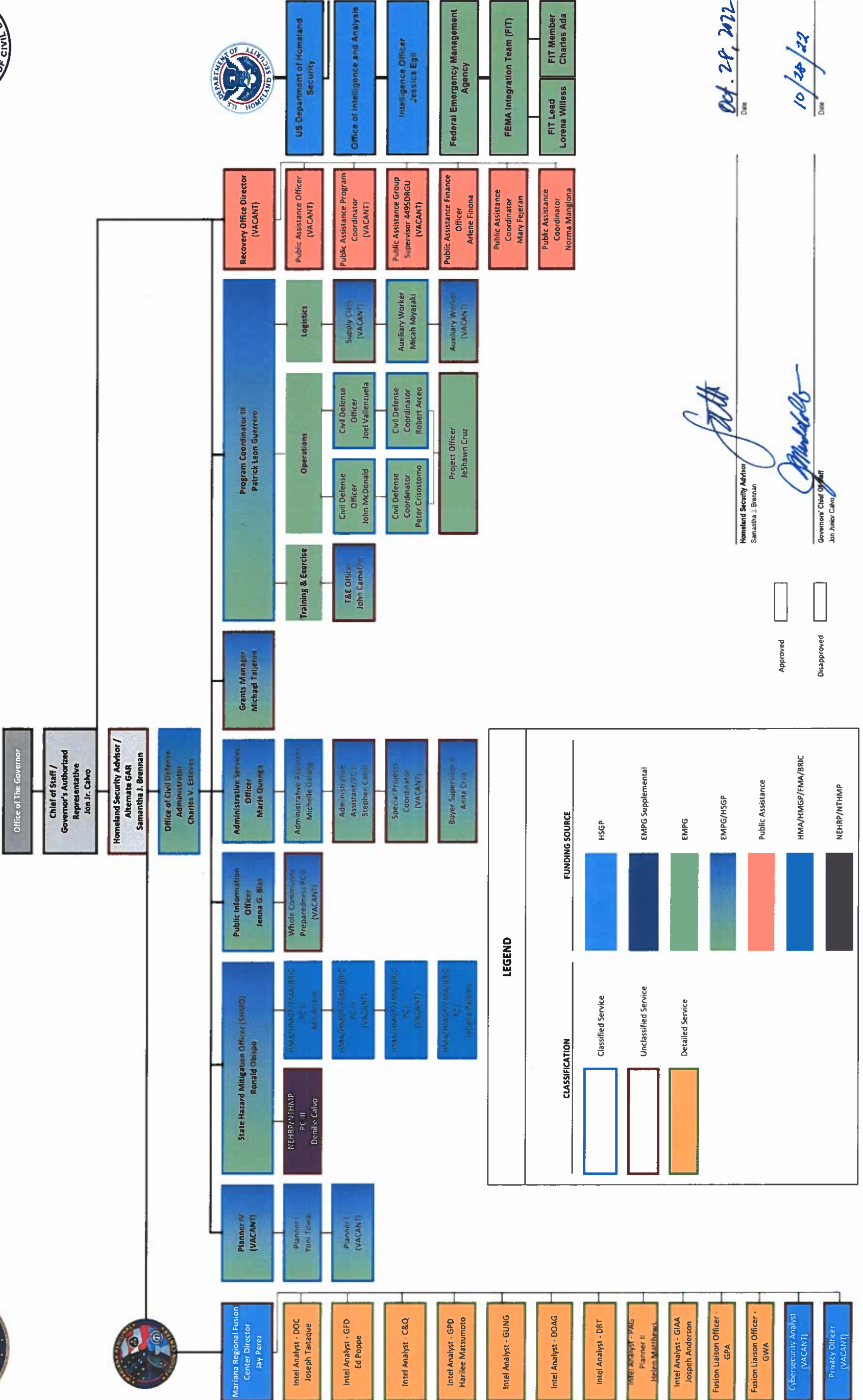
**Government of Guam  
Guam Homeland Security  
Fiscal Year 2022 - Federal Grants**

CFDA#	Funding Agency	Program Title	Grant Award No.	Award
97.039	U.S. Department of Homeland Security	HMGP DR-4433-01-01 ST MGMT CST	HMGP-DR4433-01-01M	\$27,625.00
97.039	U.S. Department of Homeland Security	HMGP DR-4398-03-05 ST MGMT CST	HMGP-DR4398-03-05M	\$152,852.00
97.039	U.S. Department of Homeland Security	UOG WERI HM DR-4398-05-04P	HMGP-DR4398-05-04P	\$80,247.00
97.039	U.S. Department of Homeland Security	UOG WERI (SRMC) DR-4398-05-04P	HMGP-DR4398-05-04P	\$5,349.80
97.039	U.S. Department of Homeland Security	PAG WHARF FEND HM DR-4398-2-2	HMGP-DR-4398-2-2	\$603,689.25
97.039	U.S. Department of Homeland Security	PAG WHARF (SRMC) HM-DR4398-2-2	HMGP-DR-4398-2-2	\$30,148.92
97.039	U.S. Department of Homeland Security	DYA DELTA UNIT DR-4433-03-02	HMGP-DR4433-03-02	\$16,120.00
97.039	U.S. Department of Homeland Security	PAG WAREHOUSE I DR-4398-01-01	HMGP-DR4398-01-01	\$385,875.00
97.039	U.S. Department of Homeland Security	PAG WAREHOUSE (SRMC)4398-01-01	HMGP-DR4398-01-01	\$19,292.08
97.039	U.S. Department of Homeland Security	GFD (SRMC) HM DR-4433-02-03R	HMGP-DR4433-02-03R	\$5,663.68
97.039	U.S. Department of Homeland Security	GFD PROJECT HM DR-4433-02-03R	HMGP-DR4433-02-03R	\$113,108.12
97.042	U.S. Department of Homeland Security	EMPG-EMER MGMT PERF GRANT 2018	EMF2018EP00007S01	\$981,683.00
97.042	U.S. Department of Homeland Security	FY20 EMPG COVID-19 SUPPLEMENT	EMF2020EP00012-S01	\$280,405.00
97.042	U.S. Department of Homeland Security	EMPG-EMER MGMT PERF GRANT 2020	EMF2020EP00001S01	\$950,219.00
97.042	U.S. Department of Homeland Security	EMPG - EMPG M & A FY20	EMF2020EP00001S01	\$45,220.00
97.042	U.S. Department of Homeland Security	2021 EMPG EMER MGMT PERF GRANT	EMF2021EP00002S01	\$945,494.15
97.042	U.S. Department of Homeland Security	2021 EMPG ARPA MGMT & ADMIN	EMF2021EP00007-S01	\$14,017.65
97.042	U.S. Department of Homeland Security	2021 EMPG ARPA AM RSC PLN ACT	EMF2021EP00007-S01	\$266,335.35
97.042	U.S. Department of Homeland Security	2021 EMPG MGMT & ADMIN COST	EMF2021EP00002S01	\$49,762.85
97.042	U.S. Department of Homeland Security	2022 EMPG EMER MGMT PERF GRANT	EMF2022EP00001S01	\$1,067,860.80
97.042	U.S. Department of Homeland Security	2022 EMPG MGMT & ADMIN COST	EMF2022EP00001S01	\$56,203.20
97.047	U.S. Department of Homeland Security	EMF2020BR149 BSP FINILE RIVER	EMF2020BR149	\$189,000.00
97.047	U.S. Department of Homeland Security	EMF2020BR1490014 HMP UPDATE	EMF2020BR1490014	\$321,778.25
97.047	U.S. Department of Homeland Security	EMF2020BR1490003 GHS- OCD SMC	EMF2020BR1490003	\$67,473.57
97.067	U.S. Department of Homeland Security	EMPG-EMER MGMT PERF GRNT 2017	EMF2017EP00009S01	\$930,564.00
97.067	U.S. Department of Homeland Security	EMPG - EMPG M & A FY17	EMF2017EP00009S01	\$48,977.00
97.067	U.S. Department of Homeland Security	FY18 HSGP(INV1) TERR PREP PROG	EMW2018SS00027S01	\$559,810.00
97.067	U.S. Department of Homeland Security	FY18 HSGP MGMT & ADMIM	EMW2018SS00027S01	\$50,000.00
97.067	U.S. Department of Homeland Security	FY18 HSGP(INV3) CITIZEN CORPS	EMW2018SS00027S01	\$26,486.00
97.067	U.S. Department of Homeland Security	FY18 HSGP(INV4) OPER COORD	EMW2018SS00027S01	\$75,000.00
97.067	U.S. Department of Homeland Security	FY18 HSGP(INV5) CYBER SEC PLNG	EMW2018SS00027S01	\$90,921.00
97.067	U.S. Department of Homeland Security	FY18 HSGP(INV2-1)FUSION CENTER	EMW2018SS00027S01	\$42,783.00
97.067	U.S. Department of Homeland Security	FY18 HSGP(INV2-2) INTEL/INFO	EMW2018SS00027S01	\$100,000.00
97.067	U.S. Department of Homeland Security	FY18 HSGP(INV2-3)FUSIN CTR TRG	EMW2018SS00027S01	\$55,000.00
97.067	U.S. Department of Homeland Security	HSGP EMERG PREPAREDNESS/PLANNG	EMW2019SS00016	\$714,851.87
97.067	U.S. Department of Homeland Security	HOMELAND SECURITY GRNT PRG M&A	EMW2019SS00016	\$35,148.13
97.067	U.S. Department of Homeland Security	HSGP FUSION CENTER	EMW2019SS00016	\$250,000.00
97.067	U.S. Department of Homeland Security	HSGP EMERG PREPAREDNESS/PLANNG	EMW2020SS00031S01	\$700,000.00
97.067	U.S. Department of Homeland Security	HOMELAND SECURITY GRNT PRG M&A	EMW2020SS00031S01	\$50,000.00
97.067	U.S. Department of Homeland Security	HSGP FUSION CENTER	EMW2020SS00031S01	\$250,000.00
97.067	U.S. Department of Homeland Security	2021 HSGP 1 MGMT & ADMIN	EMW2021SS00009-S01	\$34,841.00
97.067	U.S. Department of Homeland Security	2021 HSGP 1 TERR PREPAREDNESS	EMW2021SS00009-S01	\$624,159.00
97.067	U.S. Department of Homeland Security	2021 HSGP 2 INFO&INTEL SHARING	EMW2021SS00009-S01	\$130,000.00
97.067	U.S. Department of Homeland Security	2021 HSGP 3 ENH CYBER SECURITY	EMW2021SS00009-S01	\$78,900.00
97.067	U.S. Department of Homeland Security	2021 HSGP 4 PROT SOFT TARGETS	EMW2021SS00009-S01	\$52,600.00
97.067	U.S. Department of Homeland Security	2021 HSGP 5 EMERGENT THREATS	EMW2021SS00009-S01	\$52,600.00
97.067	U.S. Department of Homeland Security	2021 HSGP 6 DOMESTIC EXTREMISM	EMW2021SS00009-S01	\$78,900.00
97.082	U.S. Department of Homeland Security	NATL EARTHQUAKE HAZ REDUC PROG	EMF2020CA00027S01	\$40,000.00
97.082	U.S. Department of Homeland Security	NATL EARTHQUAKE HAZ REDUC PROG	EMF2021CA00022S01	\$50,000.00
97.082	U.S. Department of Homeland Security	NATIONAL EARTHQUAKE HAZARD	EMF2022CA00003S01	\$50,000.00
97.082	U.S. Department of Homeland Security	NATL EARTHQUAKE HAZ REDUC PROG	EMF2022CA00003S01	\$50,000.00
<b>Total</b>				<b>\$65,422,759.96</b>



**GUAM HOMELAND SECURITY / OFFICE OF CIVIL DEFENSE  
ORGANIZATIONAL STRUCTURE**

October 27, 2022



**LEGEND**

CLASSIFICATION	FUNDING SOURCE
Classified Service	HSGP
Unclassified Service	EMPG Supplemental
Detailed Service	EMPG
	EMPG/HSGP
	Public Assistance
	HMA/HMGP/FMA/BRIC
	NEHRP/THMP

Approved  
 Disapproved

Homeland Security Advisor  
 Samantha J. Brennan  
 Date: Oct. 29, 2022

Governor's Chief of Staff  
 Jon Junior Calvo  
 Date: 10/28/22

## **FY 2025 Certification of MCSAP Conformance (State Certification)**

I, **Marie P. Lizama, Director**, on behalf of the **U.S. Territory of Guam**, as requested by the Administrator as a condition of approval of a grant under the authority of 49 U.S.C. § 31102, as amended, do hereby certify as follows:

1. The State has designated **Guam Department of Revenue and Taxation (GDRT)** as the Lead State Agency to administer the Commercial Vehicle Safety Plan (CVSP) throughout the State for the grant sought and (names of agencies) to perform defined functions under the CVSP.
2. The State has assumed responsibility for and adopted commercial motor carrier and highway hazardous materials safety regulations, standards and orders that are compatible with the FMCSRs and the HMRs, and the standards and orders of the Federal Government.
3. The State will cooperate in the enforcement of financial responsibility requirements under 49 C.F.R. part 387.
4. The State will enforce registration (i.e., operating authority) requirements under 49 U.S.C §§ 13902 and 31134 by prohibiting the operation of any vehicle discovered to be operating without the required registration or beyond the scope of the motor carrier's registration.
5. The laws of the State provide the State's enforcement officials right of entry (or other method a State may use that is adequate to obtain the necessary information) and inspection sufficient to carry out the purposes of the CVSP, as approved.
6. The Lead State Agency and any subrecipient of MCSAP funds have the legal authority, resources, and qualified personnel necessary to enforce the State's commercial motor carrier, driver, and highway hazardous materials safety laws, regulations, standards, and orders.
7. The State has undertaken efforts to emphasize and improve enforcement of State and local traffic laws as they pertain to CMV safety.
8. The State will obligate the funds or resources necessary to provide a matching share to the Federal assistance provided in the grant to administer the plan submitted and to enforce the State's commercial motor carrier safety, driver, and hazardous materials laws, regulations, standards, and orders in a manner consistent with the approved plan.
9. The State will maintain the maintenance of effort required under 49 C.F.R. § 350.225.
10. The State requires that all reports required in the CVSP be available to FMCSA upon request, meets the reporting requirements, and uses the forms for recordkeeping, inspections, and investigations that FMCSA prescribes.
11. The State implements performance-based activities, including deployment and maintenance of technology, to enhance the efficiency and effectiveness of CMV safety programs.

12. The State dedicates sufficient resources to a program to ensure that accurate, complete, and timely motor carrier safety data are collected and reported, and to ensure the State's participation in a national motor carrier safety data correction system prescribed by FMCSA.
13. The State will ensure that the Lead State Agency will coordinate the CVSP, data collection, and information systems with the State highway safety improvement program under 23 U.S.C. § 148(c).
14. The State will ensure participation in information technology and data systems as required by FMCSA for jurisdictions receiving MCSAP funding.
15. The State will ensure that information is exchanged with other States in a timely manner.
16. The laws of the State provide that the State will grant maximum reciprocity for inspections conducted pursuant to the North American Standard Inspection procedure, through the use of a nationally accepted system allowing ready identification of previously inspected CMVs.
17. The State will conduct comprehensive and highly visible traffic enforcement and CMV safety inspection programs in high-risk locations and corridors.
18. The State will ensure that it has departmental policies stipulating that roadside inspections will be conducted at locations that are adequate to protect the safety of drivers and enforcement personnel.
19. The State will ensure that, except in the case of an imminent or obvious safety hazard, an inspection of a vehicle transporting passengers for a motor carrier of passengers is conducted at a bus station, terminal, border crossing, maintenance facility, destination, or other location where motor carriers may make planned stops (excluding a weigh station).
20. The State will address activities in support of the national program elements listed in 49 C.F.R. § 350.203.
21. The State will ensure that detection of criminal activities and CMV size and weight enforcement activities described in 49 C.F.R. § 350.227(b) funded with MCSAP funds will not diminish the effectiveness of other CMV safety enforcement programs.
22. The State will ensure that violation sanctions imposed and collected by the State are consistent, effective, and equitable.
23. The State will include, in the training manual for the licensing examination to drive a non-CMV and the training manual for the licensing examination to drive a CMV, information on best practices for safe driving in the vicinity of noncommercial and commercial motor vehicles.

24. The State has in effect a requirement that registrants of CMVS demonstrate their knowledge of the applicable FMCSRs, HMRs, or compatible State laws, regulations, standards, and orders on CMV safety.

25. The State will transmit to its roadside inspectors at the notice of each Federal exemption granted pursuant to 49 U.S.C. § 31315(b) and 49 C.F.R. §§ 390.32 and 390.25 as provided to the State by FMCSA, including the name of the person granted the exemption and any terms and conditions that apply to the exemption.

26. Except for a territory of the United States, the State will conduct safety audits of interstate and, at the State's discretion, intrastate new entrant motor carriers under 49 U.S.C. § 31144(g). The State must verify the quality of the work conducted by a third party authorized to conduct safety audits under 49 U.S.C. § 31144(g) on its behalf, and the State remains solely responsible for the management and oversight of the activities.

27. The State will fully participate in the performance and registration information systems management program under 49 U.S.C. § 31106(b) not later than October 1, 2020, or demonstrates to FMCSA an alternative approach for identifying and immobilizing a motor carrier with serious safety deficiencies in a manner that provides an equivalent level of safety.

28. The State will ensure that it cooperates in the enforcement of hazardous materials safety permits issued under subpart E of part 385 of this subchapter by verifying possession of the permit when required while conducting vehicle inspections and investigations, as applicable.

29. In the case of a State that shares a land border with another country, the State may conduct a border CMV safety program focusing on international commerce that includes enforcement and related projects or will forfeit all MCSAP funds based on border-related activities.

30. In the case that a State meets all MCSAP requirements and funds operation and maintenance costs associated with innovative technology deployment with MCSAP funds, the State agrees to comply with the requirements established in 49 C.F.R. subpart D.

DATE: 8/8/2024

SIGNATURE: 

## Annual Review of Laws, Regulations, Policies and Compatibility Certification

**I, Marie P. Lizama, Director Guam Department of Revenue and Taxation**, on behalf of the State of **Guam** have the authority to make the following certification on behalf of the State. I certify that the State has conducted the annual review required by 49 C.F.R. section 350.303 of its laws, regulations, standards, and orders on commercial motor vehicle (CMV) safety and that the State's safety laws, regulations, standards, and orders on CMV safety are compatible with the Federal Motor Carrier Safety Regulations (49 C.F.R. parts 390,391,392,393,395,396, and 397) and the Hazardous Material Regulations (49 C.F.R. parts 107 (subparts F and G only), 171-173, 177, 178, and 180), except as may be determined by the Administrator to be inapplicable to a state enforcement program.

For the purpose of this certification, *compatible* means State laws, regulations, standards, and orders on CMV safety that:

- a. As applicable to interstate commerce not involving the movement of hazardous materials:
  - i. Are identical to or have the same effect as the FMCSRs; or
  - ii. If in addition to or more stringent than the FMCSRs, have a safety benefit, do not unreasonably frustrate the Federal goal of uniformity, and do not cause an unreasonable burden on interstate commerce when enforced;
- b. As applicable to intrastate commerce not involving the movement of hazardous materials:
  - i. Are identical to or have the same effect as the FMCSRs; or
  - ii. Fall within the limited variances from the FMCSRs allowed under 49 C.F.R. sections 350.305 or 350.307; and
- c. As applicable to interstate and intrastate commerce involving the movement of hazardous materials, are identical to the HMRs.

If there are any exceptions that should be noted to the above certification, include an explanation below.

Signature of Certifying Official: \_\_\_\_\_



Title of Certifying Official: DIRECTOR

DATE OF CERTIFICATION: \_\_\_\_\_



DEPARTMENT OF REVENUE AND TAXATION  
GOVERNMENT OF GUAM

ORDER

WHEREAS, 16 GCA § 5116, as enacted by Public Law 19-4, authorizes the Director of Revenue and Taxation ("the Director") to promulgate as territorial regulations either (1) the Federal Motor Carrier Safety Regulations (49 C.F.R. Parts 390 through 399), except such portions as may be determined by the Director to be inapplicable, and the highway-related portions of the Federal Hazardous Materials Regulations (49 C.F.R. Parts 107, 171-173, 177, and 178) or (2) such territorial regulations applicable to motor carrier safety, including highway transportation of hazardous materials, as are compatible with the federal regulations; and

WHEREAS, 16 GCA § 5116 further provides that the regulations promulgated by the Director as aforesaid shall be effective as interim regulations from the date of promulgation until such date as they may be amended pursuant to Chapter III of Title XXV of the Government Code; and

WHEREAS, the Director has determined that the Federal Motor Carrier Safety Regulations and the highway-related portions of the Federal Hazardous Materials Regulations are desirable and appropriate regulations for the Territory of Guam; and

WHEREAS, the Director, pursuant to the provisions of § 24201 of the Government Code, caused a notice to be published of a hearing to be held concerning proposed regulations relating to motor carrier safety and the highway transportation of hazardous materials; and


WHEREAS, pursuant to § 24201 of the Government Code and on July 9, 1987, more than ten (10) days after the aforesaid publication, a public hearing was held relating to said proposed regulations; and

WHEREAS, after giving due consideration to the testimony that was presented at the hearing the Director has determined that the Federal Motor Carrier Safety Regulations and the highway-related portions of the Federal Hazardous Materials Regulations should in their entirety be adopted and made applicable to the Territory of Guam both as interim regulations and as final regulations until such date as portions thereof may be determined to be inappropriate for Guam and the regulations amended pursuant to Chapter III of Title XXV of the Government Code;


NOW, THEREFORE, I, VICENTE M. CONCEPCION, Acting Director of Revenue and Taxation of the Government of Guam, by virtue of the authority vested in me by 16 GCA § 5116, do hereby promulgate the Federal Motor Carrier Safety Regulations (49 C.F.R. Parts 390 through 399) and the highway-related portions of the

Federal Hazardous Materials Regulations (49 C.F.R. Parts 107, 171-173, 177, and 178) as interim and final territorial regulations effective from the date of this order and subject to such amendments thereof as may be made pursuant to Chapter III of Title XXV of the Government Code.

7/31/87  
DATE

  
VICENTE M. CONCEPCION  
Acting Director, Department of  
Revenue and Taxation


APPROVED

  
JOSEPH F. ADA  
Governor of Guam  
JUL 31 1987  
DATE


NINETEENTH GUAM LEGISLATURE  
1987 (FIRST) Regular Session

CERTIFICATION OF PASSAGE OF AN ACT TO THE GOVERNOR


This is to certify that Substitute Bill No. 199 (LS), "AN ACT TO AMEND SUBSECTION (b) OF 9 GCA §80.10 RELATIVE TO SENTENCES IMPOSED FOR CONVICTION OF MORE THAN ONE CRIME, AND FOR OTHER PURPOSES," was on the 8th day of May, 1987, duly and regularly passed.

  
FRANKLIN J. A. QUITUQUA  
Speaker

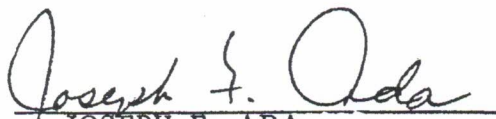
Attested:

  
PILAR C. LUJAN  
Senator and Legislative Secretary

-----  
This Act was received by the Governor this 13<sup>th</sup> day of May, 1987, at 6:15 o'clock P.m.

  
Assistant Staff Officer  
Governor's Office

APPROVED:

  
JOSEPH F. ADA  
Governor of Guam

Date: May 21, 1987

Public Law No. 19-4

NINETEENTH GUAM LEGISLATURE  
1987 (FIRST) Regular Session

Bill No. 199 (LS)  
Substitute  
Committee on Rules

Introduced by:

F. R. Santos  
T. S. Nelson

---

AN ACT TO AMEND SUBSECTION (b) OF 9  
GCA §80.10 RELATIVE TO SENTENCES  
IMPOSED FOR CONVICTION OF MORE THAN  
ONE CRIME, AND FOR OTHER PURPOSES.

1 BE IT ENACTED BY THE PEOPLE OF THE TERRITORY OF GUAM:

2 Section 1. Subsection (b) of 9 GCA §80.10 is amended to read:

3 "(b) Where the judgement of conviction included more than one  
4 crime, the sentences imposed may run concurrently or consecutively  
5 except that if such sentences run consecutively, the provisions of  
6 §§80.38, 80.40 and 80.42 shall not be applicable."

7 Section 2. Section 19200.5 of the Government Code (Declaration of  
8 exemption for Certain Devices from the provisions of 15 U.S.C. 1172) is  
9 repealed.

10 Section 3. 9 GCA §64.20 is repealed and reenacted to read:

11 "§64.20. Importation of Gambling Devices to Guam Illegal:  
12 Defined and Punished.

13 (a) A person commits a felony when he imports or attempts to  
14 import, or causes to import a gambling device, whether operable or  
15 not, into the territorial jurisdiction of Guam, or manufacturers a  
16 gambling device within the territory of Guam.

17 (b) As used in this Section, 'gambling device' means any coin  
18 operated device which, when operated, may return winnings (other  
19 than free games not redeemable for cash) of value to the user based  
20 partially or completely upon chance, by the operation of which a  
21 person may become entitled to receive winnings of value. It does not  
22 include pinball and other amusement machines or devices which are  
23 predominantly games of skill whether affording the opportunity of

1 Procurement of supplies and services from off Guam may be made if no  
2 business for such supplies or services may be found on Guam or if the total  
3 cost F.O.B. job site, unloaded, of procurement from off island is no  
4 greater than eighty-five percent (85%) of the total cost F.O.B. job site,  
5 unloaded, of the same supplies or services when procured from a business  
6 licensed to do business on Guam that maintains an office or other facility on  
7 Guam and that is one of the above-designated businesses entitled to  
8 preference."

9 This section shall apply to all pending bids not yet awarded.

10 Section 13. The Recreational Facility being erected at Pago Bay shall  
11 be named the Francisco F. Perez (Gonga) Picnic Facility and shall so be  
12 named during an appropriate occasion arranged by the Director of Parks  
13 and Recreation in cooperation with the Ordot-Chalan Pago Commissioner and  
14 the Municipal Council.

15 A plaque bearing the name of the honoree and other appropriate  
16 citations shall be displayed at a conspicuous place in the main pavilion.

17 Section 14. Section 3 of Public law 16-113 is hereby amended to read:

18 "Section 3. The sum of One Hundred Thousand Dollars  
19 (\$100,000) is hereby appropriated from the Tourist Attraction Fund to  
20 the Department of Public Works for the purpose of constructing a boat  
21 launching ramp, swimming area, and required dredging at Pago Pay  
22 and Old Agat. Prior to awarding the projects for construction, the  
23 Department shall obtain the approval of the Guam Fishing and Boating  
24 Association of the plans for the ramp."

25 Section 15. A new §5116 is hereby added to 16 GCA to read:

26 → "§5116. Carrier Safety and Hazardous Material Regulations.

27 (a) The Director of Revenue and Taxation is authorized to  
28 promulgate as territorial regulations either (1) the Federal Motor  
29 Carrier Safety Regulations (49 CFR Parts 390 through 399), except  
30 such portions as may be determined by the Director to be inapplicable,  
31 and highway-related portions of the Federal Hazardous Materials  
32 Regulations (49 CFR Parts 107, 171-173, 177, and 178) or (2) such  
33 territorial regulations applicable to motor carrier safety, including

1 highway transportation of hazardous materials, as are compatible with  
2 the federal regulations. The regulations promulgated by the Director  
3 of Revenue and Taxation shall be effective as interim regulations from  
4 the date of promulgation until such date as they may be amended  
5 pursuant to Chapter III of Title XXV of the Government Code.

6 (b) The Director of Revenue and Taxation is authorized to  
7 promulgate regulations providing for the right of entry and inspection  
8 by territorial personnel sufficient to enforce the regulations adopted  
9 pursuant to Subsection (a) of this Section and to perform the activities  
10 set forth in Guam's Enforcement Plan for implementation of the  
11 regulations. Such regulations shall be effective as interim regulations  
12 from the date of promulgation until such date as they may be amended  
13 pursuant to Chapter III, Title XXV of the Government Code."

14 Section 16. Subsection (d) of 10 GCA §80106 is amended to read:

15 "(d) The Guam Memorial Hospital Authority shall be liable for the  
16 negligent act of any hospital employees or officer if the Board knew or  
17 had notice that said employee or officer was inefficient and incompetent  
18 to perform the services for which he was hired, or said Board retained  
19 such inefficient or incompetent person after knowledge or notice of  
20 such inefficiency or incompetency."

21 Section 17. A new Subsection (f) is added to 10 GCA §80106 to read:

22 "(f) The Board shall be liable as fiduciaries in the execution of  
23 their duties."

24 Section 18. A new Subsection (d) is added to 10 GCA Section 60101 to  
25 read:

26 "(d) Those firearms that can not fire fixed ammunition but are  
27 loaded through the muzzle or cylinder with a combination of ball and  
28 black powder."

29 Section 19. Subsection (b) of 4 GCA §4401 is amended to read:

30 "(b) No member shall be an employee of the Government, a  
31 member of any board or commission, nor a member of the immediate  
32 family of an employee of the Government. As used in this Section,  
33 'immediate family' means a collective body of persons living together in  
34 one house under one head."