



PENNSYLVANIA

Commercial Vehicle Safety Plan

Federal Motor Carrier Safety Administration's Motor Carrier Safety Assistance Program

**Fiscal Years 2022 - 2024
Annual Update FY 2023**

Date of Approval: June 22, 2023

FINAL CVSP



**U.S. Department of Transportation
Federal Motor Carrier Safety Administration**

Part 1 - MCSAP Overview

Part 1 Section 1 - Introduction

The Motor Carrier Safety Assistance Program (MCSAP) is a Federal grant program that provides financial assistance to States to help reduce the number and severity of accidents and hazardous materials incidents involving commercial motor vehicles (CMV). The goal of the MCSAP is to reduce CMV-involved accidents, fatalities, and injuries through consistent, uniform, and effective CMV safety programs.

A State lead MCSAP agency, as designated by its Governor, is eligible to apply for grant funding by submitting a commercial vehicle safety plan (CVSP), in accordance with the provisions of [49 CFR 350.209, 350.211 and 350.213](#). The lead agency must submit the State's CVSP to the FMCSA Division Administrator on or before the due date each year. For a State to receive funding, the CVSP needs to be complete and include all required documents. Currently, the State must submit a performance-based plan or annual update each year to receive MCSAP funds.

The online CVSP tool (eCVSP) outlines the State's CMV safety objectives, strategies, activities and performance measures and is organized into the following five parts:

- Part 1: MCSAP Overview (FY 2022 - 2024)
- Part 2: Crash Reduction and National Program Elements (FY 2022 - 2024)
- Part 3: National Emphasis Areas and State Specific Objectives (FY 2022 - 2024)
- Part 4: Financial Information (FY 2023)
- Part 5: Certifications and Documents (FY 2023)

You will find that each of the five eCVSP parts listed above contains different subsections. Each subsection category will provide you with detailed explanation and instruction on what to do for completing the necessary tables and narratives.

The MCSAP program includes the eCVSP tool to assist States in developing and monitoring their grant applications. The eCVSP provides ease of use and promotes a uniform, consistent process for all States to complete and submit their plans. States and territories will use the eCVSP to complete the CVSP and to submit a 3-year plan or an Annual Update to a 3-year plan. As used within the eCVSP, the term 'State' means all the States, the District of Columbia, the Commonwealth of Puerto Rico, the Commonwealth of the Northern Mariana Islands, American Samoa, Guam, and the Virgin Islands.

REMINDERS FOR FY 2023:

Multi-Year plans—All States will be utilizing the multi-year CVSP format. This means that objectives, projected goals, and activities in the plan will cover a full three-year period. The financial information and certifications will be updated each fiscal year.

Annual Updates for Multi-Year plans—States in Year 2 or Year 3 of a multi-year plan will be providing an Annual Update only. States will review the project plan submitted the previous year and indicate any updates for the upcoming fiscal year by answering the "Yes/No" question provided in each Section of Parts 1-3.

- If Yes is indicated selected, the information provided for Year 1 will be editable and State users can make any necessary changes to their project plan. (Note: Trend Analysis information that supports your current activities is not editable.) Answer carefully as there is only one opportunity to select "Yes" before the question is locked.
- If "No" is selected, then no information in this section will be editable and the user should move forward to the next section.

All multi-year and annual update plans have been pre-populated with data and information from their FY 2022 plans. States must carefully review and update this information to reflect FY 2023 activities prior to submission to FMCSA. The financial information and certifications will be updated each fiscal year.

- Any information that is added should detail major programmatic changes. Do not include minor modifications that reflect normal business operations (e.g., personnel changes).
- Add any updates to the narrative areas and indicate changes by preceding it with a heading (e.g., FY 2023 update). Include descriptions of the changes to your program, including how data tables were modified.
- The Trend Analysis areas in each section are only open for editing in Year 1 of a three-year plan. This data is not editable in Years 2 and 3.

Personally Identifiable Information - PII is information which, on its own or matched with other data, would permit identification of an individual. Examples of PII include: name, home address, social security number, driver's license number or State-issued identification number, date and/or place of birth, mother's maiden name, financial, medical, or educational

records, non-work telephone numbers, criminal or employment history, etc. PII, if disclosed to or altered by unauthorized individuals, could adversely affect the Agency's mission, personnel, or assets or expose an individual whose information is released to harm, such as identity theft.

States are reminded **not** to include any PII in their CVSP. The final CVSP approved by FMCSA is required to be posted to a public FMCSA website.

Part 1 Section 2 - Mission/Goal Statement

Please review the description of your State's lead CMV agency's goals or mission. Are there changes that need to be made for the upcoming fiscal year? Before selecting "yes," make sure there are changes to be made as once selected, this answer cannot be changed.

- ☐ Yes, the information in this section must be updated for this upcoming fiscal year. I understand that I must click "Save" to save any changes.
- ☐ No, the information in this section remains valid for the upcoming fiscal year and no updates are necessary.

Instructions:

Briefly describe the mission or goal of the lead State commercial motor vehicle safety agency responsible for administering this Commercial Vehicle Safety Plan (CVSP) throughout the State.

NOTE: Please do not include information on any other FMCSA grant activities or expenses in the CVSP.

It is the mission of the Pennsylvania State Police (PSP) to promote commercial motor vehicle (CMV) safety through a strategy of education, regulatory oversight, and enforcement to reduce truck and bus crashes on our highways.

PSP has been designated as the MCSAP Lead Agency by the Governor. The goal of PSP is to reduce CMV-involved accidents, fatalities, and injuries through sustained roadside inspections, enforcement activity, public outreach, and educational presentations.

Part 1 Section 3 - MCSAP Structure Explanation

Please review your State's CMV enforcement program description. You must answer the questions about your grant activities. You must select "yes" to make changes.

- ☐ Yes, the information in this section must be updated for this upcoming fiscal year. I understand that I must click "Save" to save any changes.
- ☐ No, the information in this section remains valid for the upcoming fiscal year and no updates are necessary.

Instructions:

Answer the questions about your CVSP activities and briefly describe the State's commercial motor vehicle (CMV) enforcement program funded by the MCSAP grant. Please do not include activities or expenses associated with any other FMCSA grant program.

Yes	No	Question
<input checked="" type="radio"/>	<input type="radio"/>	Are there initiatives involving "rural roads" included in this CVSP?
<input checked="" type="radio"/>	<input type="radio"/>	Does your State voluntarily submit an annual Training Plan to the National Training Center (NTC)?
<input type="radio"/>	<input checked="" type="radio"/>	Does your State include activities regarding Migrant Worker Transportation in Rural Areas in this CVSP?

FY 2023 Update - Numbers updated along with PUC being funded for Roadside Inspections.

The Motor Carrier Safety Assistance Program (MCSAP) in Pennsylvania is largely comprised of personnel from the PSP, however, PSP is aided by the enforcement efforts of the Pennsylvania Public Utility Commission (PUC) and select municipal departments.

A total of 618 certified inspectors perform MCSAP roadside inspections. PSP inspectors are funded through the Basic MCSAP Grant. Municipal agencies are unfunded. **PUC is funded for and conducts New Entrant Safety Audits and driver/vehicle inspections.**

PSP serves as the Lead Agency and has a total of 362 personnel involved in the MCSAP Program.

Lieutenant - 1

Enlisted Troopers - 316

Motor Carrier Enforcement Administrator – 1

Motor Carrier Enforcement Specialists - 6

Motor Carrier Enforcement Supervisors – 8

Motor Carrier Enforcement Officers – 23 * (Does not include authorized vacant positions).

Program Analyst 2 – 1

Program Analyst 1 – 1

Administrative Assistant 1 – 1

Clerical Assistant 2 – 3

IT Generalist 1 - 1

Intrastate Compliance Review Program – One Motor Carrier Enforcement Supervisor oversees the program. In addition, two Motor Carrier Enforcement Supervisors and four Motor Carrier Enforcement Officers are fully trained to conduct compliance reviews.

Fifteen individuals (One Motor Carrier Enforcement Administrator, two Motor Carrier Enforcement Supervisors, six Motor Carrier Specialists, two Program Analysts, one Administrative Assistant, and three Clerical Assistants)

administer the MCSAP program from the Commercial Vehicle Safety Division which includes compliance review program, Data Q's, crash reports, certification of inspection reports, financial management, quarterly voucher documentation, vehicle and equipment inventory, supplies for field personnel, and information technology support.

The PUC has 30 and municipal police departments have 234 certified MCSAP Inspectors. The annual certification period for all MCSAP inspectors in Pennsylvania is based on a calendar year (January 1 – December 31), and as a condition of maintaining certification, each inspector must attend a minimum of 16 hours of annual refresher training which is conducted by PSP staff. The PSP and PUC each conduct update training conferences that range from three to five days.

Part 1 Section 4 - MCSAP Structure

Please review your State's MCSAP structure information. Are there changes that need to be made for the upcoming fiscal year? Before selecting "yes," make sure there are changes to be made as once selected, this answer cannot be changed.

- ☐ Yes, the information in this section must be updated for this upcoming fiscal year. I understand that I must click "Save" to save any changes.
- ☐ No, the information in this section remains valid for the upcoming fiscal year and no updates are necessary.

Instructions:

Complete the following tables for the MCSAP lead agency, each subrecipient and non-funded agency conducting eligible CMV safety activities.

The tables below show the total number of personnel participating in MCSAP activities, including full time and part time personnel. This is the total number of non-duplicated individuals involved in all MCSAP activities within the CVSP. (The agency and subrecipient names entered in these tables will be used in the National Program Elements—Roadside Inspections area.)

The national program elements sub-categories represent the number of personnel involved in that specific area of enforcement. FMCSA recognizes that some staff may be involved in more than one area of activity.

Lead Agency Information	
Agency Name:	PENNSYLVANIA STATE POLICE
Enter total number of personnel participating in MCSAP activities	362
National Program Elements	Enter # personnel below
Driver and Vehicle Inspections	354
Traffic Enforcement Activities	315
Investigations*	7
Public Education and Awareness	77
Data Collection and Reporting	7
* Formerly Compliance Reviews and Includes New Entrant Safety Audits	

Subrecipient Information	
Agency Name:	PENNSYLVANIA PUBLIC UTILITY COMMISSION
Enter total number of personnel participating in MCSAP activities	34
National Program Elements	Enter # personnel below
Driver and Vehicle Inspections	30
Traffic Enforcement Activities	0
Investigations*	22
Public Education and Awareness	7
Data Collection and Reporting	2
* Formerly Compliance Reviews and Includes New Entrant Safety Audits	

Non-funded Agency Information	
Total number of agencies:	154
Total # of MCSAP Participating Personnel:	234

Part 2 - Crash Reduction and National Program Elements

Part 2 Section 1 - Overview

Part 2 allows the State to provide past performance trend analysis and specific goals for FY 2022 - 2024 in the areas of crash reduction, roadside inspections, traffic enforcement, audits and investigations, safety technology and data quality, and public education and outreach.

Note: For CVSP planning purposes, the State can access detailed counts of its core MCSAP performance measures. Such measures include roadside inspections, traffic enforcement activity, investigation/review activity, and data quality by quarter for the most recent five fiscal years using the Activity Dashboard on the A&I Online website. The Activity Dashboard is also a resource designed to assist the State with preparing their MCSAP-related quarterly reports and is located at: <https://ai.fmcsa.dot.gov>. A user id and password are required to access this system.

In addition, States can utilize other data sources available on the A&I Online website as well as internal State data sources. It is important to reference the data source used in developing problem statements, baselines and performance goals/objectives.

Part 2 Section 2 - CMV Crash Reduction

Please review the description of your State's crash reduction problem statement, goals, program activities and monitoring. Are there changes that need to be made for the upcoming fiscal year? Before selecting "yes," make sure there are changes to be made as once selected, this answer cannot be changed.

- ☐ Yes, the information in this section must be updated for this upcoming fiscal year. I understand that I must click "Save" to save any changes.
- ☐ No, the information in this section remains valid for the upcoming fiscal year and no updates are necessary.

The primary mission of the Federal Motor Carrier Safety Administration (FMCSA) is to reduce crashes, injuries and fatalities involving large trucks and buses. MCSAP partners also share the goal of reducing commercial motor vehicle (CMV) related crashes.

Trend Analysis for 2016 - 2020

Instructions for all tables in this section:

Complete the tables below to document the State's past performance trend analysis over the past five measurement periods. All columns in the table must be completed.

- Insert the beginning and ending dates of the five most recent State measurement periods used in the Measurement Period column. The measurement period can be calendar year, Federal fiscal year, State fiscal year, or any consistent 12-month period for available data.
- In the Fatalities column, enter the total number of fatalities resulting from crashes involving CMVs in the State during each measurement period.
- The Goal and Outcome columns relate to each other and allow the State to show its CVSP goal and the actual outcome for each measurement period. The goal and outcome must be expressed in the same format and measurement type (e.g., number, percentage, etc.).
 - In the Goal column, enter the goal from the corresponding CVSP for the measurement period.
 - In the Outcome column, enter the actual outcome for the measurement period based upon the goal that was set.
- Include the data source and capture date in the narrative box provided below the tables.
- If challenges were experienced while working toward the goals, provide a brief narrative including details of how the State adjusted the program and if the modifications were successful.
- The Trend Analysis area is only open for editing during Year 1 of a 3-year plan. This data is not editable in Years 2 and 3.

ALL CMV CRASHES

Select the State's method of measuring the crash reduction goal as expressed in the corresponding CVSP by using the drop-down box options: (e.g. large truck fatal crashes per 100M VMT, actual number of fatal crashes, actual number of fatalities, or other). Other can include injury only or property damage crashes.

Goal measurement as defined by your State: Other

If you select 'Other' as the goal measurement, explain the measurement used in the text box provided:

FY16-FY17= Total Fatal Crashes. FY18 = Total Fatal/Non-Fatal Crashes. FY19-FY20 -Crash Rate VMT

Measurement Period (Include 5 Periods)		Fatalities	Goal	Outcome
Begin Date	End Date			
10/01/2019	09/30/2020	132	6.94	7.09
10/01/2018	09/30/2019	159	7.08	7.54
10/01/2017	09/30/2018	163	3574	3546
10/01/2016	09/30/2017	171	141	152
10/01/2015	09/30/2016	187	149	169

MOTORCOACH/PASSENGER CARRIER CRASHES

Select the State's method of measuring the crash reduction goal as expressed in the corresponding CVSP by using the drop-down box options: (e.g. large truck fatal crashes per 100M VMT, actual number of fatal crashes, actual number of fatalities, other, or N/A).

Goal measurement as defined by your State: Other

If you select 'Other' or 'N/A' as the goal measurement, explain the measurement used in the text box provided:
FY 16-FY17 = Total Fatal Crashes. FY 18 - Fatal /Non-Fatal Bus Crashes FY 19-FY-20 Crash Rate VMT

Measurement Period (Include 5 Periods)		Fatalities	Goal	Outcome
Begin Date	End Date			
10/01/2019	09/30/2020	15	6.94	7.09
10/01/2018	09/30/2019	14	7.08	7.54
10/01/2017	09/30/2018	13	3574	3546
10/01/2016	09/30/2017	12	11	11
10/01/2015	09/30/2016	24	14	20

Hazardous Materials (HM) CRASH INVOLVING HM RELEASE/SPILL

Hazardous material is anything that is listed in the hazardous materials table or that meets the definition of any of the hazard classes as specified by Federal law. The Secretary of Transportation has determined that hazardous materials are those materials capable of posing an unreasonable risk to health, safety, and property when transported in commerce. The term hazardous material includes hazardous substances, hazardous wastes, marine pollutants, elevated temperature materials, and all other materials listed in the hazardous materials table.

For the purposes of the table below, HM crashes involve a release/spill of HM that is part of the manifested load. (This does not include fuel spilled from ruptured CMV fuel tanks as a result of the crash).

Select the State's method of measuring the crash reduction goal as expressed in the corresponding CVSP by using the drop-down box options: (e.g., large truck fatal crashes per 100M VMT, actual number of fatal crashes, actual number of fatalities, other, or N/A).

Goal measurement as defined by your State: N/A

If you select 'Other' or 'N/A' as the goal measurement, explain the measurement used in the text box provided:

No specific reduction goals contained in CVSP's

Measurement Period (Include 5 Periods)		Fatalities	Goal	Outcome
Begin Date	End Date			
10/01/2019	09/30/2020	2		
10/01/2018	09/30/2019	3		
10/01/2017	09/30/2018	4		
10/01/2016	09/30/2017	5		
10/01/2015	09/30/2016	7		

Enter the data sources and capture dates of the data listed in each of the tables above.

All CMV Crashes and Motorcoach/Passenger Carrier Crashes: FY 16 - FY 20 - FMCSA MCMIS data snapshot as of 06/04/21 (Activity Dashboard). Hazardous Materials (HM) Fatalities: FY 16 - FY 20 - FMCSA MCMIS data snapshot as of 06/25/21 - Hazardous Materials Report

Narrative: Describe any difficulties achieving the goal, problems encountered, obstacles overcome, lessons learned, etc.

All CMV Crashes:

In FY 16 - FY 17, our goal was to reduce the number of fatal large truck and bus crashes. While our fatal large truck and bus crashes increased, Pennsylvania saw an increase in the origination of freight from the ports along with an increase in the driver vehicle miles traveled by trucks.

While our specific goals set for the reduction of fatal large truck and bus crashes were not met in FY 16 - FY 17, it should be noted that the number of fatalities saw a decrease from FY 16 (187) to FY 17 (171).

In FY 18, our goal was to reduce the number of fatal and non-fatal large truck and bus crashes by 2% (73) in the 10 identified high crash counties. Our goal of reducing the number of fatal and non-fatal large truck and bus crashes was met by a reduction of 2.76% (101).

In FY 19 - FY 20, our goal was to reduce the crash rate which was calculated by using the number of fatal and non-fatal crashes involving large trucks and buses and the Vehicle Miles Traveled (VMT) in millions.

FY 19 - Crash Rate Goal - 7.08 Number of fatal and non-fatal crashes involving large trucks and buses (7,842) divided by VMT in millions (1040) = 7.54. While our crash rate increased and the goal was not met, the number of fatalities were still reduced by four over FY 18.

FY 20 - Crash Rate Goal - 6.94 Number of fatal and non-fatal crashes involving large trucks and buses (6,447) divided by VMT in millions (909) = 7.09. While our crash rate decreased from FY 19 to FY 20 and the goal was not met, the number of fatalities were reduced by 27 over FY 19.

Motorcoach/Passenger Carrier Crashes:

FY 16 - Of the total fatal bus crashes in FY 16, four occurred during inclement weather which resulted in seven fatalities. One bus crash was involved in a 64 vehicle crash during a snowstorm where 11 large trucks were involved and three fatalities.

FY 17 - Reduction goal met.

FY 18 - FY 20 - The crash reduction goals were combined (Large Truck and Bus) and not written as two separate crash reduction goals.

Hazardous Materials (HM) Crash Involving HM Release/Spill:

Although no identified hazmat transportation reduction goals have been established for the years FY 16 - FY 20, we will continue to conduct statewide Safe Transportation of Placarded Substances (S.T.O.P.S.) operations and participate in CVSA Hazardous Materials operations in FY 22 - FY 24.

Narrative Overview for FY 2022 - 2024***Instructions:***

The State must include a reasonable crash reduction goal for their State that supports FMCSA's mission to reduce the national number of crashes, injuries and fatalities involving commercial motor vehicles. The State has flexibility in setting its goal and it can be based on raw numbers (e.g., total number of fatalities or CMV crashes), based on a rate (e.g., fatalities per 100 million VMT), etc.

Problem Statement Narrative: Describe the identified problem, include baseline data and identify the measurement method.

Pennsylvania continues to be one of the Top 10 States for Fatal Large Truck Crashes in the nation as evidenced by the FY 2022 Planning Memorandum.

FY 2023 Update: Although PA is no longer listed as a Top 10 State for Fatal Large Truck Crashes, Pennsylvania has been identified as a state with a High-Crash Interstate (I-78) as listed in the FY 2023 Planning Memorandum.

According to the 5-year Trend (CY 15 – CY 19) of CMV Fatal Crash Rate (per 100 million VMT), CMV Fatal Crashes and CMV Fatalities, Pennsylvania has seen a decrease in all of these areas as evidenced in data captured on the MCSAP Performance Dashboard.

Pennsylvania will base its overall crash reduction goal (large truck and bus) on a Federal Fiscal Year to correlate with the distribution of funding each year.

Pennsylvania's average number of fatalities as a result of a CMV crash (Large Truck and Bus) for FY 17 through FY 20 is 156.

FY	Fatalities	Fatal Crashes	Non-Fatal Crashes
FY 20	132	122	6,325
FY 19	159	146	7,696
FY 18	163	151	7,813
FY 17	171	154	7,349
	Average = 156	Average = 143	Average = 7,296

Enter the data source and capture date:

National Emphasis Area - Fatal CMV Crash Reduction - FY 22 Planning Memorandum dated May 20, 2021. MCSAP Performance Dashboard - Crash Data from FMCSA's MCMIS as of 5/28/21 and VMT Data from Federal Highways Highway Statistics annual publication. FY 17 - FY 20 - Baseline Data - A & I MCSAP Activity Dashboard - FMCSA MCMIS as of 06/04/21.

Projected Goal for FY 2022 - 2024:

In the table below, state the crash reduction goal for each of the three fiscal years. The method of measurement should be consistent from year to year. For example, if the overall crash reduction goal for the three year period is 12 percent, then each annual goal could be shown as 4 percent.

Fiscal Year	Annual Crash Reduction Goals
2022	2
2023	2
2024	2

Pennsylvania will engage in various MCSAP activities, including but not limited to, driver vehicle inspections, traffic enforcement efforts (with and without inspection), automated work zone enforcement, compliance reviews, new entrant audits, and education and outreach programs to reduce the number of fatalities as a result of fatal large truck and bus crashes. While the downward trend is decreasing in fatalities as a result of fatal crashes, Pennsylvania is committed to further decreasing the number of fatalities as a result of fatal large truck and bus crashes. Pennsylvania intends to reduce the number of fatalities as a result of a large truck and bus crash by 2% per year in FY 22 - FY 24 as outlined below. Baseline Average of 156 Fatalities (FY 17 through FY 20). FY 22 – 156 – 2% decrease in Fatalities = Goal – 153 Fatalities or Fewer FY 23 – 153 – 2% decrease in Fatalities = Goal – 150 Fatalities or Fewer FY 24 – 150 – 2% decrease in Fatalities = Goal – 147 Fatalities or Fewer It should be noted that a baseline was developed by taking the average number of fatalities in large truck and bus crashes for FY 17-20. This was due to the inaccuracy of data caused by the COVID-19 national public

health emergency, associated lockdowns, driving patterns, and driving behaviors that changed significantly. With the reopening of the economy, economic growth increases, and teleworkers returning to work, will ultimately increase the number of vehicles on our highways.

Program Activities for FY 2022 - 2024: States must indicate the activities, and the amount of effort (staff hours, inspections, traffic enforcement stops, etc.) that will be resourced directly for the program activities purpose.

FY 2023 Update:

In addition to continuing our efforts as described below, we will be adding a special focus on the High-Crash Interstate (I-78) identified in the FY 2023 Planning Memorandum.

Automated Work Zone Speed Enforcement (AWZSE) - PA began a five-year pilot program with the legislative intent to protect workers in construction zones through automated speed enforcement; reduce speed and reduce work zone crashes. Depending on the month of the year, day of the week and construction zones, there are approximately 22 AWZSE sites throughout the Commonwealth.

In addition to the Department AWZSE, troops will continue to focus on smaller work zones within their area as needed with monthly CMV T.E.A.M. operations funding.

During all statewide operations, troops use crash data from our Records Management System (RMS) to conduct inspections on State Highways, Interstate Highways, and Rural Roads within their troops.

Pennsylvania has received funding from the Pennsylvania Department of Environmental Protection to conduct waste hauler vehicle inspections as part of the Waste Hauler Inspection Program and Roving Rural Roads Details operation. In the past, there has been an average of 9,000 inspections conducted per year.

CMV Seatbelt And Fatigue Enforcement (S.A.F.E.) Driver - Annually, conduct at least six statewide CMV S.A.F.E. Driver initiatives to target unsafe driver behaviors such as hours of service violations, qualification of driver and seat belt usage.

CMV Focusing on Cellular User Safety (F.O.C.U.S.) - Annually, conduct at least two statewide CMV F.O.C.U.S. initiatives to target drivers using cell phones while operating a CMV.

CMV Traffic Enforcement And MCSAP (T.E.A.M.) - Annually, conduct monthly statewide CMV T.E.A.M. to focus enforcement on identifying moving violations which often contribute to CMV crashes. Review of statewide crash causation factors received from Pennsylvania Department of Transportation (PennDOT) revealed the top five causation factors as: Driving too fast for conditions; Improper driving actions; Careless passing or lane change; Improper or careless turn; and Distracted driving.

Operation Airbrake - Annually, Pennsylvania will participate in two statewide operations. These unannounced brake safety inspections are organized by CVSA at designated times during the year.

International Roadcheck - Annually, Pennsylvania MCSAP agencies will participate in operation Roadcheck. This 72-hour around the clock CVSA operation usually occurs in May/June and focuses on removing unsafe CMV drivers, vehicles, and motor carriers from the roadways.

Operation Code Refrigerated Enforcement Detail (R.E.D.) - Annually, conduct at least two details. The purpose of this detail is to focus roadside MCSAP enforcement on those commercial vehicles which transport perishable foods.

Commercial Motor Vehicle (CMV) Safe Transportation of Placarded Substances (S.T.O.P.S.) Project - Annually, conduct at least two projects. These projects will focus roadside inspections on commercial motor vehicles that transport hazardous materials.

Top High Crash Counties (Specific Troops) - Annually, conduct at least 10 targeted traffic enforcement saturation patrols both with and without inspections in an attempt to modify driver behavior for both CMV and non-CMV.

Passenger/Motorcoach Transportation Details - Annually, conduct at least seven passenger/motorcoach inspection details in select troops throughout the Commonwealth. In addition, Pennsylvania will participate in national and regional strike force activities.

High-Crash Interstate Operations - Annually, conduct monthly targeted traffic enforcement saturation patrols both with and without inspections in an attempt to modify driver behavior for both CMV and non-CMV on the identified interstate (I-78).

10/20/22 - I-78 high-crash area consists of two troops. PSP will dedicate a minimum of 20 OT hours per troop involved. Level 3 only inspections will be conducted. In addition to RT utilized by CVE Teams in this high-crash area, it is estimated an additional 40 inspections per monthly detail.

Performance Measurements and Monitoring: The State will monitor the effectiveness of its CMV Crash Reduction Goal quarterly and annually by evaluating the performance measures and reporting results in the required Standard Form - Performance Progress Reports (SF-PPRs).

Describe how the State will conduct ongoing monitoring of progress in addition to quarterly reporting.

Our progress in reducing the number of fatalities as a result of a large truck and bus crashes will be monitored monthly by using the A & I – MCSAP Activity Dashboard – Crash Reduction Report.

Part 2 Section 3 - Roadside Inspections

Please review the description of your State's overall inspection program and identify if changes are needed for the upcoming fiscal year. You must also update the projected roadside inspection goals for the upcoming fiscal year. You must select "yes" to make changes.

- ☐ Yes, the information in this section must be updated for this upcoming fiscal year. I understand that I must click "Save" to save any changes.
- ☐ No, the information in this section remains valid for the upcoming fiscal year and no updates are necessary.

In this section, provide a trend analysis, an overview of the State's roadside inspection program, and projected goals for FY 2022 - 2024. The Trend Analysis area is only open for editing during Year 1 of a 3-year plan. This data is not editable during Years 2 and 3.

Note: In completing this section, do NOT include border enforcement inspections. Border Enforcement activities will be captured in a separate section if applicable.

Trend Analysis for 2016 - 2020

Inspection Types	2016	2017	2018	2019	2020
Level 1: Full	31745	31481	32075	28304	23542
Level 2: Walk-Around	34736	33063	37142	32086	24510
Level 3: Driver-Only	44147	39752	48653	46411	38709
Level 4: Special Inspections	121	108	92	43	38
Level 5: Vehicle-Only	1135	1301	894	715	797
Level 6: Radioactive Materials	0	0	1	20	18
Total	111884	105705	118857	107579	87614

Narrative Overview for FY 2022 - 2024**Overview:**

Describe components of the State's general Roadside and Fixed-Facility Inspection Program. Include the day-to-day routine for inspections and explain resource allocation decisions (i.e., number of FTE, where inspectors are working and why).

Enter the roadside inspection application name(s) (e.g., Aspen) used by the State.

TraCS and Aspen

Enter a narrative of the State's overall inspection program, including a description of how the State will monitor its program to ensure effectiveness and consistency.

6/13/23 Update -

In FFY 2023, the total number of projected activities as listed in the CVSP was changed to match the Average 2014/2015 Activities (118,449) to remain eligible for reimbursement for Non-CMV Traffic Enforcement.

We have re-calculated the average number of inspections by utilizing an average from the past three federal fiscal years. This has resulted in a reduction of the estimated number of inspections for FFY 2023 as follows:

PSP – 68,013

PUC – 2,500

Municipal – 17,299

Total Projected Inspections for FFY 2023 will be 87,812

FY 2023 Update: Numbers updated along with eRODS and Drug and Alcohol Clearing House paragraphs. In addition, Subgrantee PUC will be funded for Driver/Vehicle Inspections.

Pennsylvania's roadside inspection program is largely comprised of inspectors employed by the PSP. Currently, PSP employs 63 personnel that perform roadside inspections on a full-time basis. These inspectors are grouped into Commercial Vehicle Enforcement (CVE) Teams that work at various locations within their assigned areas of coverage (generally two or more counties). Work assignments are approved by a supervisor within the troop. Locations include weigh station/rest areas along interstates and other rural roads, as well as other mobile inspection locations where MCSAP inspection efforts would be beneficial due to unique circumstances. These circumstances include, but are not limited to, unique terrain areas such as hazardous grades, areas where CMV crashes are occurring, and high volumes of CMV traffic and/or complaints are occurring, PSP enlisted are also required to conduct a roadside inspection on any CMV which is subject of a probable cause traffic stop.

These efforts are supplemented by 279 PSP Troopers, a Program Administrator and Motor Carrier Specialists who perform roadside inspections on a part-time basis. These officers generally conduct their inspections during various statewide or troop-level MCSAP details.

Currently, of the 316 PSP Troopers, 56 conduct Level III driver-only inspections to specifically target moving violations. Additionally, the efforts of the PSP are supported by 30 MCSAP certified personnel in the PUC along with 234 certified personnel employed by municipal police agencies.

To monitor program effectiveness and consistency, the state is continually evaluating the performance of MCSAP personnel by conducting quality control reviews of MCSAP reports. These quality control reviews ensure proper reporting of violations, enforcement actions and application of the out of service criteria. Further, by reviewing these inspection reports in combination with PSP personnel time records, we can monitor the effectiveness of the officer's performance. Identified deficiencies are addressed through troop-level supervisors and during annual update training.

Electronic Record of Duty Status (eRODS) – Pennsylvania has developed video training on Web Rods and eRODS. At this time, not all Part Time MCI's (approximately 279) have internet capability on their vehicle computers and those without internet capability cannot utilize eRODS to review logs during an inspection. While we are currently moving toward all vehicles having internet capability, the project will not be completed until the start of FY 2023.

Since this project is nearing completion, CVSD staff has begun to initiate video training and in person training to improve the detection and enforcement of drivers in a prohibited status within the Drug and Alcohol Clearing House.

Projected Goals for FY 2022 - 2024

Instructions for Projected Goals:

Complete the following tables in this section indicating the number of inspections that the State anticipates conducting during Fiscal Years 2022 - 2024. For FY 2023, there are separate tabs for the Lead Agency, Subrecipient Agencies, and Non-Funded Agencies—enter inspection goals by agency type. Enter the requested information on the first three tabs (as applicable). The Summary table totals are calculated by the eCVSP system.

To modify the names of the Lead or Subrecipient agencies, or the number of Subrecipient or Non-Funded Agencies, visit [Part 1, MCSAP Structure](#).

Note: Per the [MCSAP Comprehensive Policy](#), States are strongly encouraged to conduct at least 25 percent Level 1 inspections and 33 percent Level 3 inspections of the total inspections conducted. If the State opts to do less than these minimums, provide an explanation in space provided on the Summary tab.

MCSAP Lead Agency**Lead Agency is:** PENNSYLVANIA STATE POLICE**Enter the total number of certified personnel in the Lead agency:** 354

Projected Goals for FY 2023 - Roadside Inspections					
Inspection Level	Non-Hazmat	Hazmat	Passenger	Total	Percentage by Level
Level 1: Full	14821	1362	1339	17522	25.76%
Level 2: Walk-Around	15522	400	2500	18422	27.09%
Level 3: Driver-Only	30633	530	382	31545	46.38%
Level 4: Special Inspections	24	3	10	37	0.05%
Level 5: Vehicle-Only	92	0	375	467	0.69%
Level 6: Radioactive Materials	0	20	0	20	0.03%
Sub-Total Lead Agency	61092	2315	4606	68013	

MCSAP subrecipient agency**Complete the following information for each MCSAP subrecipient agency. A separate table must be created for each subrecipient.**

PENNSYLVANIA PUBLIC UTILITY

Subrecipient is: COMMISSION**Enter the total number of certified personnel in this funded agency:** 30

Projected Goals for FY 2023 - Subrecipients					
Inspection Level	Non-Hazmat	Hazmat	Passenger	Total	Percentage by Level
Level 1: Full	628	150	222	1000	40.00%
Level 2: Walk-Around	500			500	20.00%
Level 3: Driver-Only	1000			1000	40.00%
Level 4: Special Inspections				0	0.00%
Level 5: Vehicle-Only				0	0.00%
Level 6: Radioactive Materials				0	0.00%
Sub-Total Funded Agencies	2128	150	222	2500	

Non-Funded Agencies

Total number of agencies:	154
Enter the total number of non-funded certified officers:	234
Enter the total number of inspections projected for FY 2023:	17299

Summary

Projected Goals for FY 2023 - Roadside Inspections Summary

Projected Goals for FY 2023 Summary for All Agencies					
MCSAP Lead Agency: PENNSYLVANIA STATE POLICE					
# certified personnel: 354					
Subrecipient Agencies: PENNSYLVANIA PUBLIC UTILITY COMMISSION					
# certified personnel: 30					
Number of Non-Funded Agencies: 154					
# certified personnel: 234					
# projected inspections: 17299					
Inspection Level	Non-Hazmat	Hazmat	Passenger	Total	Percentage by Level
Level 1: Full	15449	1512	1561	18522	26.27%
Level 2: Walk-Around	16022	400	2500	18922	26.83%
Level 3: Driver-Only	31633	530	382	32545	46.15%
Level 4: Special Inspections	24	3	10	37	0.05%
Level 5: Vehicle-Only	92	0	375	467	0.66%
Level 6: Radioactive Materials	0	20	0	20	0.03%
Total MCSAP Lead Agency & Subrecipients	63220	2465	4828	70513	

Note: If the minimum numbers for Level 1 and Level 3 inspections are less than described in the [MCSAP Comprehensive Policy](#), briefly explain why the minimum(s) will not be met.

Note: The table below is created in Year 1. It cannot be edited in Years 2 or 3 and should be used only as a reference when updating your plan in Years 2 and 3.

Projected Goals for FY 2023 Roadside Inspections	Lead Agency	Subrecipients	Non-Funded	Total
Enter total number of projected inspections	78352	0	19600	97952
Enter total number of certified personnel	303	0	281	584
Projected Goals for FY 2024 Roadside Inspections				
Enter total number of projected inspections	78352	0	19600	97952
Enter total number of certified personnel	303	0	281	584

Part 2 Section 4 - Investigations

Please review your State's investigation goals, program activities and monitoring. Are there changes that need to be made for the upcoming fiscal year? Before selecting "yes," make sure there are changes to be made as once selected, this answer cannot be changed.

- ☐ Yes, the information in this section must be updated for this upcoming fiscal year. I understand that I must click "Save" to save any changes.
- ☐ No, the information in this section remains valid for the upcoming fiscal year and no updates are necessary.

Describe the State's implementation of FMCSA's interventions model for interstate carriers. Also describe any remaining or transitioning compliance review program activities for intrastate motor carriers. Include the number of personnel assigned to this effort. Data provided in this section should reflect interstate and intrastate investigation activities for each year. The Trend Analysis area is only open for editing during Year 1 of a 3-year plan. This data is not editable during Years 2 and 3.

☐ The State does not conduct investigations. If this box is checked, the tables and narrative are not required to be completed and won't be displayed.

Trend Analysis for 2016 - 2020

Investigative Types - Interstate	2016	2017	2018	2019	2020
Compliance Investigations					
Cargo Tank Facility Reviews					
Non-Rated Reviews (Excludes CSA & SCR)					
CSA Off-Site					
CSA On-Site Focused/Focused CR					
CSA On-Site Comprehensive					
Total Investigations	0	0	0	0	0
Total Security Contact Reviews					
Total Terminal Investigations					

Investigative Types - Intrastate	2016	2017	2018	2019	2020
Compliance Investigations					
Cargo Tank Facility Reviews					
Non-Rated Reviews (Excludes CSA & SCR)					
CSA Off-Site				3	25
CSA On-Site Focused/Focused CR	45	54	63	34	26
CSA On-Site Comprehensive	8	18	32	46	14
Total Investigations	53	72	95	83	65
Total Security Contact Reviews					
Total Terminal Investigations					1

Narrative Overview for FY 2022 - 2024**Instructions:**

Describe the State's implementation of FMCSA's interventions model to the maximum extent possible for interstate carriers and any remaining or transitioning compliance review program activities for intrastate motor carriers. Include the number of personnel assigned to this effort.

Projected Goals for FY 2022 - 2024

Complete the table below indicating the number of investigations that the State anticipates conducting during FY 2022 - 2024.

Projected Goals for FY 2022 - 2024 - Investigations						
Investigation Type	FY 2022		FY 2023		FY 2024	
	Interstate	Intrastate	Interstate	Intrastate	Interstate	Intrastate
Compliance Investigations	0	0	0	0	0	0
Cargo Tank Facility Reviews	0	0	0	0	0	0
Non-Rated Reviews (Excludes CSA & SCR)	0	0	0	0	0	0
CSA Off-Site	0	4	0	11	0	10
CSA On-Site Focused/Focused CR	0	38	0	26	0	70
CSA On-Site Comprehensive	0	18	0	43	0	30
Total Investigations	0	60	0	80	0	110
Total Security Contact Reviews	0	0	0	0	0	0
Total Terminal Investigations	0	0	0	0	0	0

Add additional information as necessary to describe the carrier investigation estimates.

During FY 22 - FY 24, the possibility of changes to staffing numbers, retirements, training and mentoring could affect the year-end totals. Pennsylvania has two newly hired Compliance Review Officers in training and are projected to be fully qualified to perform compliance reviews midway into FY 22.

Program Activities: Describe components of the State's carrier investigation activities. Include the number of personnel participating in this activity.**6/13/23 Update**

The Motor Carrier Enforcement Supervisor and Motor Carrier Enforcement Officers are currently dedicating 100% of their time to compliance reviews and inspections.

A significant increase in the number of new applicant carriers combined with additional vacancies within the Public Utility Commission (PUC), who serves as a subgrantee, has led to a proportional increase in the number of overdue safety audits. To decrease the growing number of overdue safety audits, PSP will train and certify six full-time compliance review investigators to conduct new entrant safety audits. PSP will assist PUC with reducing the total number of overdue safety audits. This change in activities will result in the reduction of compliance reviews estimated for the FFY 23 Grant Funding.

During FY 22 - FY 24, part-time compliance review officers will be required to conduct the minimum number of reviews to maintain proficiency and certification of six interventions each year. There are currently four part-time intrastate investigators with PSP. In addition, PSP currently has one full-time compliance review officer who will be required to do a minimum of 30 compliance reviews in FY 22 - FY 24. In addition to monitoring the PSP Intrastate Compliance Review Program, the PSP compliance review coordinator/supervisor will be required to maintain certification and conduct six compliance reviews per year for FY 22 - FY 24.

FY 22 - Projected Total Reviews = 60

FY 23 - Projected Total Reviews = 80 (Changed 6/13/23)

FY 24 - Projected Total Reviews = 110 (Changed to 110 - 11/4/22)

The compliance review coordinator/supervisor will continually monitor the compliance review targeted carriers identified using the CSA/SMS methodology to include high risk, high crash, moderate risk and passenger carriers in addition to complaints and follow-ups as required.

Performance Measurements and Monitoring: Describe all measures the State will use to monitor progress toward the annual goals. Further, describe how the State measures qualitative components of its carrier investigation program, as well as outputs.

The number of compliance reviews conducted will be monitored and reported using MCMIS data on both a quarterly and annual basis in order to make sure we are progressing towards our goals of 60, 104 and 110 compliance reviews in FY 22 - FY 24.

Each officer's reports are reviewed for quality control to make sure violations are documented correctly and the accuracy of the numbers associated with the violations discovered are according to policy and procedures. If discrepancies are discovered, the reports are corrected and re-uploaded before being processed by FMCSA.

Part 2 Section 5 - Traffic Enforcement

Please review the description of your State's traffic enforcement program, projected goals and monitoring. You must answer the questions about your traffic enforcement activities in the Projected Goals area. You must select "yes" to make changes.

- ☐ Yes, the information in this section must be updated for this upcoming fiscal year. I understand that I must click "Save" to save any changes.
- ☐ No, the information in this section remains valid for the upcoming fiscal year and no updates are necessary.

Traffic enforcement means documented enforcement activities of State or local officials. This includes the stopping of vehicles operating on highways, streets, or roads for moving violations of State or local motor vehicle or traffic laws (e.g., speeding, following too closely, reckless driving, and improper lane changes). The Trend Analysis area is only open for editing during Year 1 of a 3-year plan. This data is not editable during Years 2 and 3.

Trend Analysis for 2016 - 2020**Instructions:**

Please refer to the [MCSAP Comprehensive Policy](#) for an explanation of FMCSA's traffic enforcement guidance. Complete the tables below to document the State's safety performance goals and outcomes over the past five measurement periods.

1. Insert the beginning and end dates of the measurement period being used, (e.g., calendar year, Federal fiscal year, State fiscal year or any consistent 12-month period for which data is available).
2. Insert the total number CMV traffic enforcement stops with an inspection, CMV traffic enforcement stops without an inspection, and non-CMV stops in the tables below.
3. Insert the total number of written warnings and citations issued during the measurement period. The number of warnings and citations are combined in the last column.

State/Territory Defined Measurement Period (Include 5 Periods)		Number of Documented CMV Traffic Enforcement Stops with an Inspection	Number of Citations and Warnings Issued
Begin Date	End Date		
10/01/2019	09/30/2020	33023	58734
10/01/2018	09/30/2019	36960	62981
10/01/2017	09/30/2018	36983	58635
10/01/2016	09/30/2017	26012	42597
10/01/2015	09/30/2016	20435	24042

☐ The State does not conduct CMV traffic enforcement stops without an inspection. If this box is checked, the "CMV Traffic Enforcement Stops without an Inspection" table is not required to be completed and won't be displayed.

State/Territory Defined Measurement Period (Include 5 Periods)		Number of Documented CMV Traffic Enforcement Stops without Inspection	Number of Citations and Warnings Issued
Begin Date	End Date		
10/01/2019	09/30/2020	104	68
10/01/2018	09/30/2019	200	184
10/01/2017	09/30/2018		
10/01/2016	09/30/2017		
10/01/2015	09/30/2016		

☐ The State does not conduct documented non-CMV traffic enforcement stops and was not reimbursed by the MCSAP grant (or used for State Share or MOE). If this box is checked, the "Non-CMV Traffic Enforcement Stops" table is not required to be completed and won't be displayed.

State/Territory Defined Measurement Period (Include 5 Periods)		Number of Documented Non-CMV Traffic Enforcement Stops	Number of Citations and Warnings Issued
Begin Date	End Date		
10/01/2019	09/30/2020	4416	6798
10/01/2018	09/30/2019	9352	14751
10/01/2017	09/30/2018		
10/01/2016	09/30/2017		
10/01/2015	09/30/2016		

Enter the source and capture date of the data listed in the tables above.

FY 16 - FMCSA MCMIS data snapshot as of 05/28/2018. FY 17 - FY 20 - FMCSA MCMIS data snapshot as of 05/25/2021. FY 19 - FY 20 - CMV traffic enforcement stops without an Inspection and non-CMV traffic enforcement stops. PSP only started to conduct and be reimbursed in FY 19 and FY 20 for these activities. Stats represent the documents PSP records from the operations conducted.

Narrative Overview for FY 2022 - 2024

Instructions:

Describe the State's proposed level of effort (number of personnel) to implement a statewide CMV (in conjunction with and without an inspection) and/or non-CMV traffic enforcement program. If the State conducts CMV and/or non-CMV traffic enforcement activities only in support of the overall crash reduction goal, describe how the State allocates traffic enforcement resources. Please include number of officers, times of day and days of the week, specific corridors or general activity zones, etc. Traffic enforcement activities should include officers who are not assigned to a dedicated commercial vehicle enforcement unit, but who conduct eligible commercial vehicle/driver enforcement activities. If the State conducts non-CMV traffic enforcement activities, the State must conduct these activities in accordance with the [MCSAP Comprehensive Policy](#).

In an effort to promote increased traffic enforcement activities, PSP shifted from primarily conducting fixed site inspections to requiring more inspections be conducted based on traffic stops for moving violations and driver distraction that would be likely to contribute to a CMV crash. With the exception of CVE Team personnel, PSP MCSAP personnel are required to conduct patrol activities during most MCSAP details conducted throughout the year. Traffic stops for moving violations are then followed by a Level III (minimum) roadside inspection. Additionally, PSP will conduct traffic enforcement activities without inspections by non-MCSAP Patrol Troopers. These activities will be primarily targeted in the Top High Crash Counties in Pennsylvania. Lastly, in addition to daily patrol activities, non-MCSAP Patrol Troopers routinely stop commercial motor vehicles on a daily basis for infractions of the Commonwealth's Title 75 Vehicle Code. Traffic enforcement (with and without inspection) is routinely conducted along high-crash corridors determined by each Troop/Station based upon local crash analysis.

11/4/22 - Pennsylvania is currently already conducting a high number of traffic enforcement with inspection stops. The updated five-year average (FY 18 - FY 22) is 35,935. Therefore, Pennsylvania feels that we will be able to increase the Projected Goal in this area from 33,244 to 35,935 in FY 2023, which is an 8% increase at this time.

Projected Goals for FY 2022 - 2024

Using the radio buttons in the table below, indicate the traffic enforcement activities the State intends to conduct in FY 2022 - 2024. The projected goals are based on the number of traffic stops, not tickets or warnings issued. These goals are NOT intended to set a quota.

Note: If you answer "No" to "Non-CMV" traffic enforcement activities, the State does not need to meet the average number of 2014/2015 safety activities because no reimbursement will be requested. If you answer "No" and then click the SAVE button, the Planned Safety Activities table will no longer be displayed.

			Enter Projected Goals (Number of Stops only)		
Yes	No	Traffic Enforcement Activities	FY 2022	FY 2023	FY 2024
<input checked="" type="radio"/>	<input type="radio"/>	CMV with Inspection	33244	35935	35935
<input checked="" type="radio"/>	<input type="radio"/>	CMV without Inspection	156	156	156
<input checked="" type="radio"/>	<input type="radio"/>	Non-CMV	7007	7007	7007
<input checked="" type="radio"/>	<input type="radio"/>	Comprehensive and high visibility in high risk locations and corridors (special enforcement details)	3163	3163	3163

In order to be eligible to utilize Federal funding for Non-CMV traffic enforcement, States must maintain an average number of safety activities which include the number of roadside inspections (including border inspections, if applicable), carrier investigations, and new entrant safety audits conducted in the State for Fiscal Years 2014 and 2015.

The table below displays the information you input into this plan from the roadside inspections (including border inspections, if applicable), investigations, and new entrant safety audit sections. Your planned activities must at least equal the average of your 2014/2015 activities.

FY 2023 Planned Safety Activities				
Inspections	Investigations	New Entrant Safety Audits	Sum of FY 2023 Activities	Average 2014/15 Activities
87812	80	2174	90066	118449

The sum of your planned FY 2023 safety activities must equal or exceed the average number of 2014/2015 activities. To be reimbursed for non-CMV traffic enforcement activities, update the number of FY 2023 roadside inspections, investigations, and/or new entrant safety audits to reflect the allowable amount.

Describe how the State will report on, measure and monitor its traffic enforcement efforts to ensure effectiveness, consistency, and correlation to FMCSA's national traffic enforcement priority.

Monitoring will be done through review of statistics for each of the various traffic enforcement-related details conducted throughout the grant period. Additionally, quarterly reviews will be conducted to monitor the number of CMV inspections which list one or more violations that are offenses classified by FMCSA as traffic enforcement violations. These numbers will be compared to the total number of CMV inspections conducted during the quarter to ensure the appropriate focus is being placed on conducting inspections predicated on traffic stops for traffic violations.

Part 2 Section 6 - Safety Technology

Please verify your State's safety technology compliance levels, responsible agencies, and narrative overview. Are there changes that need to be made for the upcoming fiscal year? Before selecting "yes," make sure there are changes to be made as once selected, this answer cannot be changed.

- ☐ Yes, the information in this section must be updated for this upcoming fiscal year. I understand that I must click "Save" to save any changes.
- ☐ No, the information in this section remains valid for the upcoming fiscal year and no updates are necessary.

Performance and Registration Information Systems Management (PRISM) is a condition for MCSAP eligibility in [49 CFR 350.207\(27\)](#). States must maintain, at a minimum, full PRISM participation. FMCSA defines "fully participating" in PRISM for the purpose of determining eligibility for MCSAP funding, as when a State's or Territory's International Registration Plan (IRP) or CMV registration agency suspends or revokes and denies registration if the motor carrier responsible for safety of the vehicle is under any Federal OOS order and denies registration if the motor carrier possess an inactive or de-active USDOT number for motor carriers operating CMVs in commerce that have a Gross Vehicle Weight (GVW) of 26,001 pounds or more. Further information regarding full participation in PRISM can be found in the MCP Section 4.3.1.

PRISM, Operations and Maintenance (O&M) costs are eligible expenses subject to FMCSA approval. For Innovative Technology Deployment (ITD), if the State has an approved ITD Program Plan/Top-Level Design (PP/TLD) that includes a project that requires ongoing O&M, this is an eligible expense so long as other MCSAP requirements have been met. O&M expenses must be included and described both in this section and in the Financial Information Part per the method these costs are handled in the State's accounting system (e.g., contractual costs, other costs, etc.).

Safety Technology Compliance Status

Please verify the current level of compliance for your State in the table below using the drop-down menu. If the State plans to include O&M costs in this year's CVSP, please indicate that in the table below. Additionally, details must be in this section and in your Spending Plan.

Technology Program	Current Compliance Level	Include O & M Costs?
ITD	Deploying Core ITD	No
PRISM	Full Participation	No

Available data sources:

- [FMCSA ITD website](#)
- [PRISM Data and Activity Safety Hub \(DASH\) website](#)

Enter the agency name responsible for ITD in the State: Pennsylvania Department of Transportation

Enter the agency name responsible for PRISM in the State: Pennsylvania Department of Transportation

Narrative Overview for FY 2022 - 2024

Problem Statement Narrative and Projected Goal: Describe any challenges encountered in implementing, maintaining, or improving your PRISM and/or ITD program compliance level (i.e., problems encountered, obstacles overcome, lessons learned, etc.).

Pennsylvania is currently listed as Full Participation.

Program Activities for FY 2022 - 2024: Describe any activities that will be taken to implement, maintain or improve your PRISM and/or ITD programs.

Performance Measurements and Monitoring: Describe all performance measures that will be used and include how the State will conduct ongoing monitoring of progress (e.g., including quarterly SF-PPR reporting).

Part 2 Section 7 - Public Education and Outreach

Please review the description of your State's public education and outreach activities, projected goals and monitoring. Are there changes that need to be made for the upcoming fiscal year? Before selecting "yes," make sure there are changes to be made as once selected, this answer cannot be changed.

- ☐ Yes, the information in this section must be updated for this upcoming fiscal year. I understand that I must click "Save" to save any changes.
- ☐ No, the information in this section remains valid for the upcoming fiscal year and no updates are necessary.

A public education and outreach program is designed to provide information on a variety of traffic safety issues related to CMVs and non-CMV's that operate around large trucks and buses. The Trend Analysis area is only open for editing during Year 1 of a 3-year plan. This data is not editable during Years 2 and 3.

Trend Analysis for 2016 - 2020

In the table below, provide the number of public education and outreach activities conducted in the past 5 years.

Public Education and Outreach Activities	2016	2017	2018	2019	2020
Carrier Safety Talks	135	199	232	261	145
CMV Safety Belt Education and Outreach	6	8	5	7	4
State Trucking Association Meetings	6	1	3	4	4
State-Sponsored Outreach Events	29	19	15	19	4
Local Educational Safety Events	27	33	12	58	49
Teen Safety Events	0	0	2	97	55

Narrative Overview for FY 2022 - 2024

Performance Objective: To increase the safety awareness of the motoring public, motor carriers and drivers through public education and outreach activities such as safety talks, safety demonstrations, etc.

Describe the type of activities the State plans to conduct, including but not limited to passenger transportation, hazardous materials transportation, and share the road safety initiatives. Include the number of personnel that will be participating in this effort.

The Pennsylvania State Police recognizes the significant benefit to improving CMV safety achieved through educational outreach. To this end, PSP continues to conduct general education and topic-specific safety presentations to various segments of the property carrying and passenger carrying CMV industry. These presentations include involving statewide representative groups such as the PA Motor Truck Association, PA Bus Association, Marcellus Shale Coalition, the PA School Bus Association, as well as numerous individual motor carriers. These presentations involve a large cross section of motor carrier employees including drivers, mechanics, transportation directors, and company owners.

In promoting Teen Driver Safety around CMVs, the CVSD has partnered with the PSP Community Service Officers (CSOs) across the Commonwealth. The CSOs are already conducting driver safety educational outreach to high schools in Pennsylvania. CVSD provided specific topics to be included in this outreach about driving safely around CMVs which include blind spot awareness, CMV turning and stopping distance limitations, and the need to leave appropriate space when overtaking CMVs.

Seat belt literature is distributed during scheduled CMV S.A.F.E. Driver projects to promote increased seat belt usage to CMV drivers.

CVSD personnel will continue to present Busing On The Lookout (BOTL) trailer and additional information about trainings available for school bus drivers on human trafficking. Trainings are scheduled as requested for school bus companies each year.

CVSD personnel worked on a presentation in conjunction with the Truckers Against Trafficking for truck stops in Pennsylvania.

11/9/22 - During presentations and outreach activities, a special work-zone safety element will be included.

Projected Goals for FY 2022 - 2024

In the table below, indicate if the State intends to conduct the listed program activities, and the estimated number, based on the descriptions in the narrative above.

			Performance Goals		
Yes	No	Activity Type	FY 2022	FY 2023	FY 2024
<input checked="" type="radio"/>	<input type="radio"/>	Carrier Safety Talks	138	138	138
<input checked="" type="radio"/>	<input type="radio"/>	CMV Safety Belt Education and Outreach	6	6	6
<input checked="" type="radio"/>	<input type="radio"/>	State Trucking Association Meetings	2	2	2
<input checked="" type="radio"/>	<input type="radio"/>	State-Sponsored Outreach Events	33	33	33
<input checked="" type="radio"/>	<input type="radio"/>	Local Educational Safety Events	21	21	21
<input checked="" type="radio"/>	<input type="radio"/>	Teen Safety Events	20	20	20

Performance Measurements and Monitoring: Describe all performance measures and how the State will conduct monitoring of progress. States must report the quantity, duration and number of attendees in their quarterly SF-PPR reports.

The PA Education and Outreach Report will be updated accordingly in order to monitor the number of presentations conducted by PSP personnel at the troop level and the Commercial Vehicle Safety Division. The number of presentations will then be reported in the quarterly SF-PPR.

Part 2 Section 8 - State Safety Data Quality (SSDQ)

Please review your State's SSDQ compliance levels and Narrative Overview and identify if changes are needed for the upcoming fiscal year. You must select 'yes' to make changes.

- ☐ Yes, the information in this section must be updated for this upcoming fiscal year. I understand that I must click "Save" to save any changes.
- ☐ No, the information in this section remains valid for the upcoming fiscal year and no updates are necessary.

MCSAP lead agencies are allowed to use MCSAP funds for Operations and Maintenance (O&M) costs associated with State Safety Data Quality (SSDQ) requirements to ensure the State meets accuracy, completeness and timeliness measures regarding motor carrier safety data and participates in the national data correction system (DataQs).

SSDQ Compliance Status

Please verify the current level of compliance for your State in the table below using the drop-down menu. If the State plans to include O&M costs in this year's CVSP, select Yes. These expenses must be included in the Spending Plan section per the method these costs are handled in the State's accounting system (e.g., contractual costs, other costs, etc.).

Data Quality Program	Current Compliance Level	Include O & M Costs?
SSDQ Performance	Good	No

Available data sources:

- [FMCSA SSDQ website](#)
- [FMCSA DataQs website](#)

Enter the agency name responsible for Data Quality: Pennsylvania State Police

Enter the agency or agencies name responsible for DataQs: Pennsylvania State Police

Enter the agency name responsible for the Crash Data Repository: Pennsylvania Department of Transportation

In the table below, use the drop-down menus to indicate the State's current rating within each of the State Safety Data Quality categories, and the State's goal for FY 2022 - 2024.

SSDQ Measure	Current SSDQ Rating	Goal for FY 2022	Goal for FY 2023	Goal for FY 2024
Crash Record Completeness	Good	Good	Good	Good
Crash VIN Accuracy	Good	Good	Good	Good
Fatal Crash Completeness	Good	Good	Good	Good
Crash Timeliness	Good	Good	Good	Good
Crash Accuracy	Good	Good	Good	Good
Crash Consistency	No Flag	No Flag	No Flag	No Flag
Inspection Record Completeness	Good	Good	Good	Good
Inspection VIN Accuracy	Good	Good	Good	Good
Inspection Timeliness	Good	Good	Good	Good
Inspection Accuracy	Good	Good	Good	Good

Enter the date of the A & I Online data snapshot used for the "Current SSDQ Rating" column.

FMCSA MCMIS data snapshot as of June 25, 2021

Narrative Overview for FY 2022 - 2024

Problem Statement Narrative: Describe any issues encountered for all SSDQ measures not rated as "Good/Green" in the Current SSDQ Rating category column above (i.e., problems encountered, obstacles overcome, lessons learned, etc.).

Pennsylvania's Overall State Rating is "Good".

Program Activities FY 2022 - 2024: Describe activities that will be taken to achieve or maintain a “Good/Green” rating in all measures including the overall SSDQ rating. Also, describe how your State provides resources to conduct DataQs operations within your State, and describe how elevated/appeals requests are handled.

We consult monthly with Catherine McInnis, Volpe Data Quality, and review our SSDQ ratings.

Our Motor Carrier Enforcement Specialist who reviews crashes consults with Pennsylvania Department of Transportation to keep up to date with crash issues.

We continue to make sure our records are complete, accurate and get to FMCSA in a timely manner.

We recommend corrections to our data as needed.

11/4/22 - Currently, two Motor Carrier Enforcement Specialists perform the primary duties of the resolution of Data Challenges.

If there is an elevated or appealed Data Challenge, it goes to the next level of supervision which is the Program Administrator for review and resolution.

Performance Measurements and Monitoring: Describe all performance measures that will be used to monitor data quality and DataQs performance and include how the State will conduct ongoing monitoring of progress in addition to quarterly SF-PPR reporting.

We will conduct monthly ongoing monitoring to make sure our ratings stay in the good category.

Part 2 Section 9 - New Entrant Safety Audits

Please review the agency responsible for conducting New Entrant activities and the description of your State's strategies, activities and monitoring. You must complete the safety audit data questions for the current year. You must select "yes" to make changes.

- ☒ Yes, the information in this section must be updated for this upcoming fiscal year. I understand that I must click "Save" to save any changes.
- ☐ No, the information in this section remains valid for the upcoming fiscal year and no updates are necessary.

States must conduct interstate New Entrant safety audits in order to participate in the MCSAP ([49 CFR 350.207](#).) A State may conduct intrastate New Entrant safety audits at the State's discretion if the intrastate safety audits do not negatively impact their interstate new entrant program. The Trend Analysis area is only open for editing during Year 1 of a 3-year plan. This data is not editable during Years 2 and 3.

For the purpose of this section:

- **Onsite safety audits** are conducted at the carrier's principal place of business.
- **Offsite safety audit** is a desktop review of a single New Entrant motor carrier's basic safety management controls and can be conducted from any location other than a motor carrier's place of business. Offsite audits are conducted by States that have completed the FMCSA New Entrant training for offsite audits.
- **Group audits** are neither an onsite nor offsite audit. Group audits are conducted on multiple carriers at an alternative location (i.e., hotel, border inspection station, State office, etc.).

Note: A State or a third party may conduct New Entrant safety audits. If a State authorizes a third party to conduct safety audits on its behalf, the State must verify the quality of the work conducted and remains solely responsible for the management and oversight of the New Entrant activities.

Yes	No	Question
<input checked="" type="radio"/>	<input type="radio"/>	Does your State conduct Offsite safety audits in the New Entrant Web System (NEWS)? NEWS is the online system that carriers selected for an Offsite Safety Audit use to submit requested documents to FMCSA. Safety Auditors use this same system to review documents and communicate with the carrier about the Offsite Safety Audit.
<input checked="" type="radio"/>	<input type="radio"/>	Does your State conduct Group safety audits at non principal place of business locations?
<input type="radio"/>	<input checked="" type="radio"/>	Does your State intend to conduct intrastate safety audits and claim the expenses for reimbursement, state match, and/or Maintenance of Effort on the MCSAP Grant?

Trend Analysis for 2016 - 2020

In the table below, provide the number of New Entrant safety audits conducted in the past 5 years.

New Entrant Safety Audits	2016	2017	2018	2019	2020
Interstate	1744	1404	1401	1734	1888
Intrastate					
Total Audits	1744	1404	1401	1734	1888

Note: Intrastate safety audits will not be reflected in any FMCSA data systems—totals must be derived from State data sources.

Narrative Overview for FY 2022 - 2024

Enter the agency name conducting New Entrant activities, if other than the Lead MCSAP Agency: Pennsylvania Public Utility Commission

Please complete the information below by entering data from the NEWS Dashboard regarding Safety Audits in your State. Data Source: [New Entrant website](#)

Date information retrieved from NEWS Dashboard to complete eCVSP	07/01/2022
Total Number of New Entrant Carriers in NEWS (Unassigned and Assigned)	5829
Current Number of Past Dues	315

Program Goal: Reduce the number and severity of crashes, injuries, and fatalities involving commercial motor vehicles by reviewing interstate new entrant carriers. At the State's discretion, intrastate motor carriers are reviewed to ensure they have effective safety management programs.

Program Objective: Meet the statutory time limit for processing and completing interstate safety audits of 120 days for Motor Carriers of Passengers and 12 months for all other Motor Carriers.

Projected Goals for FY 2022 - 2024

Summarize projected New Entrant safety audit activities in the table below.

Projected Goals for FY 2022 - 2024 - New Entrant Safety Audits						
	FY 2022		FY 2023		FY 2024	
Number of Safety Audits/Non-Audit Resolutions	Interstate	Intrastate	Interstate	Intrastate	Interstate	Intrastate
# of Safety Audits (Onsite)	200	0	155	0	155	0
# of Safety Audits (Offsite)	1550	0	2017	0	2017	0
# Group Audits	2	0	2	0	2	0
TOTAL Safety Audits	1752	0	2174	0	2174	0
# of Non-Audit Resolutions	1000	0	1200	0	1200	0

Strategies: Describe the strategies that will be utilized to meet the program objective above. Provide any challenges or impediments foreseen that may prevent successful completion of the objective.

Trend Analysis Data listed above is based on Federal Fiscal Year.

FY 2023 Update: For FY 23, PUC will conduct approximately 2,172 New Entrant Safety Audits by utilizing approximately 22 (currently five vacant) Officers who will work a combined minimum average of 40% of their regular work hours. Of the projected 2,172 audits, PUC will complete approximately 2,017 Offsite and 155 Onsite Audits during regular work hours as well as during overtime hours. PUC will conduct approximately 1,200 non-audit resolutions on carriers located within the New Entrant Inventory. PUC may conduct up to 100 driver/vehicle inspections in conjunction with assigned Onsite Safety Audits and approximately 600 driver/vehicle inspections on Non-New Entrant Carrier vehicles to retain the required Driver/Vehicle Inspection Certifications. PUC may conduct a minimum of two group audits (blitz activities) which will take place at a specific time and location to reduce the number of outstanding audits in high inventory areas.

Activity Plan for FY 2022 - 2024: Include a description of the activities proposed to help achieve the objectives. If group audits are planned, include an estimate of the number of group audits.

6/13/23 Update -

Pennsylvania State Police will assist in handling over dues and the current increase in inventory as needed.

Currently the Pennsylvania State Police (PSP) has an approved subgrantee, Pennsylvania Public Utility Commission (PUC), to conduct New Entrant Safety Audits for the Commonwealth. A significant increase in the number of new applicant carriers combined with additional vacancies within the PUC has led to a proportional increase in the number of overdue safety audits. PSP will train and certify six full-time compliance review investigators to conduct new entrant safety audits and assist PUC with reducing the total number of overdue safety audits.

Training for the Motor Carrier Enforcement Supervisor (MCES) and Motor Carrier Enforcement Officers (MCEOs) has been planned to occur during the last full week of July 2023. After training, PSP will be mentored by the Public Utility Commission (PUC) during the months of August and early September. All trained PSP personnel will participate in a monthly new entrant safety audit blitz. It is estimated that

PSP has the ability to clear 96 safety audits during each blitz (6 MCEOs/MCES x 4 days x 4 SA/ofc). Additionally, of the remaining three weeks, PSP MCEOs will dedicate two weeks and the MCES will dedicate one week to conducting new entrant safety audits resulting in an estimated 55 additional safety audits being cleared [(5 MCEOs x 5 SA/ofc/wk. x 2 wk.) + (1 MCES x 5 SA/wk. x 1 wk.)]. PSP estimates they can assist the PUC as needed in clearing a total of 151 additional safety audits per month.

For each of the next three fiscal years (FY 22 - FY 24), PUC Officers will conduct New Entrant Safety Audits and audit-related activities at a combined minimum average of 40% of their regular work hours. PUC Officers will also work overtime, outside their normal 40% average of regular hours to address audits that are overdue, coming due within 90 days, mandatory Onsite Audits as well as assist in reducing the overall inventory in meeting the goals and objectives. The full-time Program Administrator will perform all assigned administrative duties associated with the New Entrant Program, as well as other duties/activities that would benefit the New Entrant Program. The Program Manager may work up to 10% of his time dedicated to New Entrant activity work. Both the Program Manager and New Entrant Administrator are responsible for tracking program expenses and submitting voucher requests and their related documents to the MCSAP Lead Agency, Pennsylvania State Police (PSP) each quarter. They also prepare future grant requests relating to budget and program information as well as other duties necessary to manage/administer the program. The Program Manager will oversee and assist with budget request and quarterly report preparation. The Program Manager will also attend scheduled/unscheduled meetings with the Administrator, PSP, FMCSA, and others as it pertains to the New Entrant Program. The Clerk Typist III employees will spend up to 5% of their time, as an overall average between the 4 employees, assisting with carrier contacts, grant request and quarterly report preparation, and other clerical assistance directly related to the New Entrant Program. We project that approximately two officers each year will be sent to all required certification trainings as needed (NAS A & B, General Hazardous Materials and New Entrant Safety Auditor trainings) to become certified as New Entrant Officers during each of the three upcoming FY grant periods. These Officers may be in addition to the current complement but at a minimum would replace those lost by retirement or reassignment.

PUC will conduct 2,172 New Entrant safety audits; approximately 93% percent of these audits will be conducted Offsite with the other 7% conducted at the carrier's place of business or other designated location. In the completion of the approximated 155 Onsite Audits, overtime will be utilized. Overtime will be utilized during Group Audits where more than one audit will be completed during a single work period. These group audits will assist in the reduction of travel costs and will further our overall goal and objectives. Overtime may also be used in the Offsite process, when deemed necessary, for the timely completion and/or removal of those types of assignments/audits.

PUC will conduct approximately 1,200 non-audit resolutions. Resolutions are completed by the New Entrant Officers and the Program Administrator.

PUC will conduct approximately 700 driver/vehicle inspections. Of those, approximately 100 driver/vehicle inspections will be completed in association with a New Entrant Safety Audit. All others will be conducted on Non-New Entrant Carriers on roadside or at a carrier's terminal. These inspections will be used to assist in the auditing process and also for Officers to retain the required Inspection Certifications as a New Entrant Auditor.

PUC will attend annual MCSAP update training as required by the Lead Agency to maintain Basic MCSAP Certification. The Program Administrator may also conduct annual refresher training of all New Entrant Officers to review changes in policy, procedure and regulations. General information updates will be forwarded to all officers upon receipt from FMCSA and PSP.

PUC will send new and current officers to the required pre-requisite training (NAS A & B and General Hazardous Materials) and/or the New Entrant Safety Audit training to replace those officers that would be leaving our service. This will assist to keep the necessary complement of Certified New Entrant Safety Auditors.

The Program Manager, Program Administrator and/or other PUC staff will be attending scheduled/unscheduled trainings, meetings and other activities which would benefit the New Entrant Program and staff within our Commonwealth. This may include such trainings, meetings or activities that would be associated with the New Entrant Program on a Federal level. Presentations may also be conducted by New Entrant Staff related to the New Entrant and MCSAP Programs to further the education of the motor carrier and enforcement communities, as well as the general public.

The following comments are provided regarding the increase in the New Entrant Safety Audit inventory if one exists at the time of the usage of funds from the FY 2022 to 2024 MCSAP Funds.

1. The use of additional allocated overtime to reduce the inventory at that time, specifically targeted at the reduction of overdue and/or 90 day coming due audits as well as the overall audit inventory.
2. The increase in officer's overall time completing Safety Audit duties above our general combined minimum average of 40%.

3. The formulation and completion of Safety Audit Blitz activities where the completion of up to 16 audits per officer per activity could be accomplished. Estimated maximum total audits completed with 10 Officers would be 160 per activity. If necessary, the initial amount of 2 group audit activities may need to be increased to assist in the inventory reduction.
4. The possible increase in certified New Entrant Officers conducting audits and audit resolutions to increase the number of completed audits and audit resolutions to reduce the overall inventory.

Additional explanations based on 9/23/22 and 9/16/22 Comments:

The Pennsylvania Public Utility Commission (PUC) – Subgrantee plans to work at decreasing the number of overdue new entrant safety audits and meet the challenge to increase the new entrant audits as follows:

- Ability, as needed and available, to increase the officers' percentage of time from an overall average of 40% to 60% to conduct safety audits.
 - Availability of an allotment of overtime (additional overtime).
 - Additional percentage of administrative time Clerical Staff dedicate to processing carriers not requiring a safety audit.
 - Hiring of additional Safety Audit Officers. Complement currently consists of 16 certified officers, three in training and five vacant positions.
- To assist in the reduction and equalization of Onsite Audits vs. Offsite Audits, we have/will be moving forward with the following actions. Our goal is to ensure the reduction of the Overdue Audits, as well as the overall inventory of audits where an Onsite Audit takes more time to complete than Offsite. Unnecessary Onsite audit assignments defeats the purpose and goal of the Offsite Safety Audit program.
1. The initial review, by Safety Auditors or Clerical Staff, of automatic Onsite Audits to remove those not of high priority (No Show/2 or more No Contact) to place them back into Offsite eligible status where they are not a frequent offender.
 2. The initial movement of automatic Onsite Audits, by the Administrator, with Crash data to Offsite, until it is found that the carrier is required to have an Onsite audit required by the Offsite Process Document Procedure.
 3. The initial review of automatic Onsite Audits, by Safety Auditors or Clerical Staff, where a carrier lists Passenger as a Cargo Type but they do not have a true Passenger Vehicle.
 4. The initial review of automatic Onsite Audits, by Safety Auditors or Clerical Staff, where carriers are truly Intrastate, but inspection data is incorrect, showing those inspections as Interstate instead of Intrastate where FMCSA does not have authority.
 5. The initial review of automatic Onsite Audits, by Safety Auditors or the Administrator, where carriers list a HM and/or an amount where it would be Onsite, but they do not carry or ship that type of HM or in the required quantity for an automatic Onsite to be applicable.

Performance Measurement Plan: Describe how you will measure progress toward meeting the objective, such as quantifiable and measurable outputs (staffing, work hours, carrier contacts, inspections, etc.). The measure must include specific benchmarks to be reported on in the quarterly progress report, or as annual outputs.

For each of the next three fiscal years (FY 22 - FY 24), PUC New Entrant Program Administrator will review safety audit reports and assignments for quality, completeness and accuracy throughout each month to monitor progress toward the program goal and objectives. The Program Administrator will hold weekly meetings with the PUC Program Manager and meetings, as needed, with the Clerk Typist III to review the program, budget and to discuss any identified issues. FMCSA reports will be generated and distributed to all participants in the New Entrant program for review of the status of assignments and to assist in monitoring the time line requirements to prevent overdue carriers appearing in the inventory.

Vehicle inspection reports completed by New Entrant Officers will be reviewed by their immediate Supervisor for quality, completeness, and accuracy. These inspections will be conducted in association with New Entrant audits and also on Non-New Entrant carriers.

The New Entrant Program Administrator will provide monthly verbal and/or written reports to the Program Manager which identifies statistical information, issues of importance, budgetary concerns and proposals for future

activities and/or changes in program activities. Financial and performance reports will be submitted to PSP for review and inclusion in the MCSAP quarterly and annual reports.

Part 3 - National Emphasis Areas and State Specific Objectives

FMCSA establishes annual national priorities (emphasis areas) based on emerging or continuing issues, and will evaluate CVSPs in consideration of these national priorities. Part 3 allows States to address the national emphasis areas/priorities outlined in the MCSAP CVSP Planning Memorandum and any State-specific objectives as necessary. Specific goals and activities must be projected for the three fiscal year period (FYs 2022 - 2024).

Part 3 Section 1 - Enforcement of Federal OOS Orders during Roadside Activities

Please review your State's Federal OOS catch rate during roadside enforcement activities, projected goals, program activities and monitoring. Are there changes that need to be made for the upcoming fiscal year? Before selecting "yes," make sure there are changes to be made as once selected, this answer cannot be changed.

- ☐ Yes, the information in this section must be updated for this upcoming fiscal year. I understand that I must click "Save" to save any changes.
- ☐ No, the information in this section remains valid for the upcoming fiscal year and no updates are necessary.

Instructions:

FMCSA has established an Out-of-Service (OOS) catch rate of 85 percent for carriers operating while under an Imminent Hazard (IH) or UNSAT/UNFIT OOS order. In this part, States will indicate their catch rate is at least 85 percent by using the check box or completing the problem statement portion below.

Check this box if:

☒ As evidenced by the data provided by FMCSA, the State identifies at least 85 percent of carriers operating under a Federal IH or UNSAT/UNFIT OOS order during roadside enforcement activities and will not establish a specific reduction goal. However, the State will maintain effective enforcement of Federal OOS orders during roadside inspections and traffic enforcement activities.

Part 3 Section 2 - Passenger Carrier Enforcement

Please review your State's passenger carrier transportation goals, problem statement narrative, program activities and monitoring. Are there changes that need to be made for the upcoming fiscal year? Before selecting "yes," make sure there are changes to be made as once selected, this answer cannot be changed.

- ☐ Yes, the information in this section must be updated for this upcoming fiscal year. I understand that I must click "Save" to save any changes.
- ☐ No, the information in this section remains valid for the upcoming fiscal year and no updates are necessary.

Instructions:

FMCSA requests that States conduct enhanced investigations for motor carriers of passengers and other high risk carriers. Additionally, States are asked to allocate resources to participate in the enhanced investigations training being offered by FMCSA. Finally, States are asked to continue partnering with FMCSA in conducting enhanced investigations and inspections at carrier locations.

Check this box if:

☐ As evidenced by the trend analysis data, the State has not identified a significant passenger transportation safety problem. Therefore, the State will not establish a specific passenger transportation goal in the current fiscal year. However, the State will continue to enforce the Federal Motor Carrier Safety Regulations (FMCSRs) pertaining to passenger transportation by CMVs in a manner consistent with the [MCSAP Comprehensive Policy](#) as described either below or in the roadside inspection section.

Narrative Overview for FY 2022 - 2024

Problem Statement Narrative: Describe the problem as identified by performance data and include the baseline data.

FY 22 - FY 24

During FY 17 – FY 20, Pennsylvania saw an average of 13 fatal passenger carrier (buses only) crashes with an average of 14 fatalities per year. To increase safety among passenger carriers, PSP will continue to identify intrastate motor carriers that transport passengers upon which to conduct either a focused or comprehensive compliance review.

In an effort to increase safety among passenger carriers, PSP will continue to identify intrastate motor carriers that transport passengers upon which to conduct either a focused or comprehensive compliance review.

Projected Goals for FY 2022 - 2024: Enter the performance goal for the three year CVSP period for the State's passenger carrier enforcement initiative. Annual passenger carrier enforcement benchmarks for FY 2022, 2023 and 2024 must also be included.

PSP expects to complete a minimum of 18 intrastate compliance reviews of passenger carriers during FY 22. (4 part time @ 3 each / 2 full time @ 3 each) = 18]. With the addition of the two newly hired and trained investigators, PSP expects to complete a minimum of 24 intrastate compliance reviews of passenger carriers each year during FY23 - FY24. These will be completed as comprehensive or focused reviews as determined by the selection criteria. (4 part time @ 3 each / 4 full time @ 3 each) = 24]

PSP expects to implement a system that will review data of identified intrastate passenger carriers that transport migrant workers as listed on their MCS150. PSP expects to perform interventions when required.

PSP expects to implement a Human Trafficking awareness program. PSP expects to provide awareness through providing educational material & contact information regarding combatting Human Trafficking. PSP will also offer

additional training to passenger carriers at the conclusion of each intervention during FY 22 through FY 24.

Program Activities for FY 2022 - 2024: Provide additional information regarding how these activities will be implemented.

Intrastate passenger carriers will be selected for compliance reviews in one of the three ways, based on the following order:

- Involvement in a substantial crash in which the passenger carrying vehicle had one or more causal factors, with emphasis on those that result in serious bodily injury or fatality.
- Investigation of intrastate passenger carriers based upon complaints received regarding safety concerns.
- Conduct reviews based upon the carrier prioritization list.

Performance Measurements and Monitoring: Describe all performance measures and how the State will conduct ongoing monitoring of progress in addition to quarterly SF-PPR reporting.

Performance measurements will be based upon a review of the number of intrastate passenger carrier compliance reviews conducted each quarter and yearly. Monitoring will be completed by the CVSD Compliance Review Coordinator monthly in conjunction with his supervisor.

Part 3 Section 3 - State Specific Objectives – Past

No updates are required for this section.

Instructions:

Describe any State-specific CMV problems that were addressed with FY 2021 MCSAP funding. Some examples may include hazardous materials objectives, Electronic Logging Device (ELD) implementation, and crash reduction for a specific segment of industry, etc. Report below on year-to-date progress on each State-specific objective identified in the FY 2021 CVSP.

Progress Report on State Specific Objectives(s) from the FY 2021 CVSP

Please enter information to describe the year-to-date progress on any State-specific objective(s) identified in the State's FY 2021 CVSP. Click on "Add New Activity" to enter progress information on each State-specific objective.

Part 3 Section 4 - State Specific Objectives – Future

Please review your State specific objectives and narrative overview. Are there changes that need to be made for the upcoming fiscal year? Before selecting "yes," make sure there are changes to be made as once selected, this answer cannot be changed.

- ☐ **Yes, the information in this section must be updated for this upcoming fiscal year. I understand that I must click "Save" to save any changes.**
- ☐ **No, the information in this section remains valid for the upcoming fiscal year and no updates are necessary.**

Instructions:

The State may include additional objectives from the national priorities or emphasis areas identified in the MCSAP CVSP Planning Memorandum as applicable. In addition, the State may include any State-specific CMV problems identified in the State that will be addressed with MCSAP funding. Some examples may include hazardous materials objectives, Electronic Logging Device (ELD) implementation, and crash reduction for a specific segment of industry, etc.

Describe any State-specific objective(s) identified for FY 2022 - 2024. Click on "Add New Activity" to enter information on each State-specific objective. This is an optional section and only required if a State has identified a specific State problem planned to be addressed with grant funding.

Part 4 - Financial Information

Part 4 Section 1 - Overview

The *Spending Plan* is an explanation of each budget component, and should support the cost estimates for the proposed work. The *Spending Plan* should focus on how each item will achieve the proposed project goals and objectives, and explain how costs are calculated. The *Spending Plan* must be clear, specific, detailed, and mathematically correct. Sources for assistance in developing the *Spending Plan* include [2 CFR part 200](#), [2 CFR part 1201](#), [49 CFR part 350](#) and the [MCSAP Comprehensive Policy](#).

Before any cost is billed to or recovered from a Federal award, it must be allowable ([2 CFR §200.403](#), [2 CFR §200 Subpart E – Cost Principles](#)), reasonable and necessary ([2 CFR §200.403](#) and [2 CFR §200.404](#)), and allocable ([2 CFR §200.405](#)).

- **Allowable** costs are permissible under the OMB Uniform Guidance, DOT and FMCSA regulations and directives, MCSAP policy, and all other relevant legal and regulatory authority.
- **Reasonable and Necessary** costs are those which a prudent person would deem to be judicious under the circumstances.
- **Allocable** costs are those that are charged to a funding source (e.g., a Federal award) based upon the benefit received by the funding source. Benefit received must be tangible and measurable.
 - For example, a Federal project that uses 5,000 square feet of a rented 20,000 square foot facility may charge 25 percent of the total rental cost.

Instructions

The *Spending Plan* should include costs for FY 2023 only. This applies to States completing a multi-year CVSP or an Annual Update to their multi-year CVSP.

The *Spending Plan* data tables are displayed by budget category (Personnel, Fringe Benefits, Travel, Equipment, Supplies, Contractual and Subaward, and Other Costs). You may add additional lines to each table, as necessary. Please include clear, concise explanations in the narrative boxes regarding the reason for each cost, how costs are calculated, why they are necessary, and specific information on how prorated costs were determined.

The following definitions describe *Spending Plan* terminology.

- **Federal Share** means the portion of the total project costs paid by Federal funds. The budget category tables use 95 percent in the federal share calculation.
- **State Share** means the portion of the total project costs paid by State funds. The budget category tables use 5 percent in the state share calculation. A State is only required to contribute 5 percent of the total project costs of all budget categories combined as State share. A State is NOT required to include a 5 percent State share for each line item in a budget category. The State has the flexibility to select the budget categories and line items where State match will be shown.
- **Total Project Costs** means total allowable costs incurred under a Federal award and all required cost sharing (sum of the Federal share plus State share), including third party contributions.
- **Maintenance of Effort (MOE)** means the level of effort Lead State Agencies are required to maintain each fiscal year in accordance with [49 CFR § 350.301](#). The State has the flexibility to select the budget categories and line items where MOE will be shown. Additional information regarding MOE can be found in the MCSAP Comprehensive Policy (MCP) in section 3.6.

On Screen Messages

The system performs a number of edit checks on *Spending Plan* data inputs to ensure calculations are correct, and values are as expected. When anomalies are detected, alerts will be displayed on screen.

- Calculation of Federal and State Shares

Total Project Costs are determined for each line based upon user-entered data and a specific budget category formula. Federal and State shares are then calculated by the system based upon the Total Project Costs and are added to each line item.

The system calculates a 95 percent Federal share and 5 percent State share automatically and populates these

values in each line. Federal share is the product of Total Project Costs x 95 percent. State share equals Total Project Costs minus Federal share. It is important to note, if Total Project Costs are updated based upon user edits to the input values, the share values will not be recalculated by the system and should be reviewed and updated by users as necessary.

States may edit the system-calculated Federal and State share values at any time to reflect actual allocation for any line item. For example, States may allocate a different percentage to Federal and State shares. States must ensure that the sum of the Federal and State shares equals the Total Project Costs for each line before proceeding to the next budget category.

An error is shown on line items where Total Project Costs does not equal the sum of the Federal and State shares. Errors must be resolved before the system will allow users to 'save' or 'add' new line items.

Territories must ensure that Total Project Costs equal Federal share for each line in order to proceed.

- **MOE Expenditures**

States may enter MOE on individual line items in the Spending Plan tables. The Personnel, Fringe Benefits, Equipment, Supplies, and Other Costs budget activity areas include edit checks on each line item preventing MOE costs from exceeding allowable amounts.

- If "Percentage of Time on MCSAP grant" equals 100%, then MOE must equal \$0.00.
- If "Percentage of Time on MCSAP grant" equals 0%, then MOE may equal up to Total Project Costs as expected at 100%.
- If "Percentage of Time on MCSAP grant" > 0% AND < 100%, then the MOE maximum value cannot exceed "100% Total Project Costs" minus "system-calculated Total Project Costs".

An error is shown on line items where MOE expenditures are too high. Errors must be resolved before the system will allow users to 'save' or 'add' new line items.

The Travel and Contractual budget activity areas do not include edit checks for MOE costs on each line item. States should review all entries to ensure costs reflect estimated expenditures.

- **Financial Summary**

The Financial Summary is a summary of all budget categories. The system provides warnings to the States on this page if the projected State Spending Plan totals are outside FMCSA's estimated funding amounts. States should review any warning messages that appear on this page and address them prior to submitting the eCVSP for FMCSA review.

The system will confirm that:

- Overtime value does not exceed 15% of the MCSAP Award Amount.
- Planned MOE Costs equal or exceed the MOE Baseline amount.
- States' planned Federal and State share totals are each within \$5 of FMCSA's Federal and State share estimated amounts.
- Territories' planned Total Project Costs are within \$5 of the Federal share.

ESTIMATED Fiscal Year Funding Amounts for MCSAP			
	95% Federal Share	5% State Share	Total Estimated Funding
Total	\$16,474,931.00	\$867,102.00	\$17,342,033.00

Summary of MCSAP Funding Limitations	
Allowable amount for Overtime without written justification (15% of MCSAP Award Amount):	\$2,601,305.00
MOE Baseline:	\$2,348,639.17

Part 4 Section 2 - Personnel

Personnel costs are salaries for employees working directly on a project.

Note: Do not include any personally identifiable information (PII) in the CVSP. The final CVSP approved by FMCSA is required to be posted to a public FMCSA website.

Salary and Overtime project costs must be separated when reporting to FMCSA, regardless of the Lead MCSAP Agency or Subrecipient pay structure.

List grant-funded staff who will complete the tasks discussed in the narrative descriptive sections of the CVSP. Positions may be listed by title or function. It is not necessary to list all individual personnel separately by line. The State may use average or actual salary and wages by personnel category (e.g., Trooper, Civilian Inspector, Admin Support, etc.). Additional lines may be added as necessary to capture all your personnel costs.

The percent of each person's time must be allocated to this project based on the amount of time/effort applied to the project. For budgeting purposes, historical data is an acceptable basis.

Note: Reimbursement requests must be based upon documented time and effort reports. Those same time and effort reports may be used to estimate salary expenses for a future period. For example, a MCSAP officer's time and effort reports for the previous year show that he/she spent 35 percent of his/her time on approved grant activities. Consequently, it is reasonable to budget 35 percent of the officer's salary to this project. For more information on this item see [2 CFR §200.430](#).

In the salary column, enter the salary for each position.

Total Project Costs equal the Number of Staff x Percentage of Time on MCSAP grant x Salary for both Personnel and Overtime (OT).

If OT will be charged to the grant, only OT amounts for the Lead MCSAP Agency should be included in the table below. If the OT amount requested is greater than the 15 percent limitation in the MCSAP Comprehensive Policy (MCP), then justification must be provided in the CVSP for review and approval by FMCSA headquarters.

Activities conducted on OT by subrecipients under subawards from the Lead MCSAP Agency must comply with the 15 percent limitation as provided in the MCP. Any deviation from the 15 percent limitation must be approved by the Lead MCSAP Agency for the subrecipients.

Summary of MCSAP Funding Limitations

Allowable amount for Lead MCSAP Agency Overtime without written justification (15% of MCSAP Award Amount):	\$2,601,305.00
--	----------------

Personnel: Salary and Overtime Project Costs							
Salary Project Costs							
Position(s)	# of Staff	% of Time on MCSAP Grant	Salary	Total Project Costs (Federal + State)	Federal Share	State Share	MOE
MCE Supervisors (Civilian)	7	100.0000	\$68,057.60	\$476,403.20	\$452,583.04	\$23,820.16	\$0.00
MCEO (Civilian)	39	100.0000	\$51,542.40	\$2,010,153.60	\$1,909,645.92	\$100,507.68	\$0.00
MCE Program Admin. (Civilian)	2	100.0000	\$75,977.25	\$151,954.50	\$144,356.78	\$7,597.72	\$0.00
MCE Specialist (Civilian)	7	100.0000	\$57,179.20	\$400,254.40	\$380,241.68	\$20,012.72	\$0.00
Clerical Assistant 2 (Civilian)	3	100.0000	\$32,935.50	\$98,806.50	\$93,866.18	\$4,940.32	\$0.00
Admin. Asst. (Civilian)	1	100.0000	\$52,279.50	\$52,279.50	\$49,665.53	\$2,613.97	\$0.00
Program Analyst 2 (Civilian)	1	100.0000	\$68,191.50	\$68,191.50	\$64,781.93	\$3,409.57	\$0.00
Program Analyst 1 (Civilian)	1	100.0000	\$59,728.50	\$59,728.50	\$56,742.08	\$2,986.42	\$0.00
FT MCI (Enlisted)	38	45.0000	\$99,959.00	\$1,709,298.90	\$1,623,833.96	\$85,464.94	\$1,709,298.90
PT MCI (Enlisted)	279	2.0000	\$99,959.00	\$557,771.22	\$529,882.66	\$27,888.56	\$1,673,313.66
Program Analyst 3 (Civilian)	1	100.0000	\$73,320.00	\$73,320.00	\$69,654.00	\$3,666.00	\$0.00
Subtotal: Salary				\$5,658,161.82	\$5,375,253.76	\$282,908.06	\$3,382,612.56
Overtime Project Costs							
All Enf. Personnel for Grant Period	354	100.0000	\$4,624.00	\$1,636,896.00	\$1,555,051.20	\$81,844.80	\$0.00
Subtotal: Overtime				\$1,636,896.00	\$1,555,051.20	\$81,844.80	\$0.00
TOTAL: Personnel				\$7,295,057.82	\$6,930,304.96	\$364,752.86	\$3,382,612.56
Accounting Method:	Accrual						

Enter a detailed explanation of how the personnel costs were derived and allocated to the MCSAP project.

Civilian Salaries:

6/12/23 - Updated Personnel as classified now.

The 62 civilian positions listed in salaries dedicate 100% of their time to MCSAP. Of the 62 positions, 7 Motor Carrier Enforcement Supervisors and 39 Motor Carrier Enforcement Officers are part of the Commonwealth's Commercial Vehicle Enforcement Teams. The remaining 16 administrative personnel dedicate 100% of their time managing the MCSAP program within the Commonwealth. The administrative personnel handle the compliance review program, DataQ's, crash reports, certification of inspection reports, financial management, quarterly voucher documentation, vehicle and equipment inventory, training, compliance review administration, supplies to field personnel and information technology support.

Enlisted Salaries:

The Motor Carrier Inspectors dedicate approximately 90% (FT 38) and 8% (PT 279) to MCSAP duties. Regular time salaries are calculated for MCSAP eligible activities, training, and Maintenance of Effort (MOE).

MOE Calculation reduced by 45% and 2% respectively to bill a percentage of time for MCSAP eligible activities and training for FT and PT Enlisted.

FT Enlisted Salaries (38 x \$99,959) = \$3,798,442 x 45% = \$1,709,298.90

PT Enlisted Salaries (279 x \$99,959) = \$27,888,561 x 6% = \$1,673,313.66

Civilian and Enlisted Overtime:

Of the 354 certified inspectors, the approximate sum of OT each inspector will participate in during the grant period will be 68 hours at the average rate of \$68 per hour. The number of hours may vary based on availability of inspector (354 x 68 x 68 = \$1,636,896)

OT hours are billed for statewide and troop specific details in addition to post-crash inspections, CMV crash reconstruction, incidental OT, travel for training, compliance reviews, quality control and in-state travel. OT hours billed may also include administrative staff.

Part 4 Section 3 - Fringe Benefits

*Fringe costs are benefits paid to employees, including the cost of employer's share of FICA, health insurance, worker's compensation, and paid leave. Only non-Federal grantees that use the **accrual basis** of accounting may have a separate line item for leave, and is entered as the projected leave expected to be accrued by the personnel listed within Part 4.2 – Personnel. Reference [2 CFR §200.431\(b\)](#).*

Show the fringe benefit costs associated with the staff listed in the Personnel section. Fringe costs may be estimates, or based on a fringe benefit rate. If using an approved rate by the applicant's Federal cognizant agency for indirect costs, a copy of the indirect cost rate agreement must be provided in the "My Documents" section in eCVSP and through grants.gov. For more information on this item see [2 CFR §200.431](#).

Show how the fringe benefit amount is calculated (i.e., actual fringe rate, rate approved by HHS Statewide Cost Allocation or cognizant agency, or an aggregated rate). Include a description of the specific benefits that are charged to a project and the benefit percentage or total benefit cost.

Actual Fringe Rate: a fringe rate approved by your cognizant agency or a fixed rate applied uniformly to each position.

Aggregated Rate: a fringe rate based on actual costs and not a fixed rate (e.g. fringe costs may vary by employee position/classification).

Depending on the State, there are fixed employer taxes that are paid as a percentage of the salary, such as Social Security, Medicare, State Unemployment Tax, etc. For more information on this item see the [Fringe Benefits Job Aid](#) below.

Fringe costs method: Aggregated Rate - documentation added to 'My Documents' to describe rate calculation

Total Project Costs equal the Fringe Benefit Rate x Percentage of Time on MCSAP grant x Base Amount divided by 100.

Fringe Benefit Rate: The rate that has been approved by the State's cognizant agency for indirect costs; or a rate that has been calculated based on the aggregate rates and/or costs of the individual items that your agency classifies as fringe benefits.

Base Amount: The salary/wage costs within the proposed budget to which the fringe benefit rate will be applied.

Fringe Benefits Project Costs							
Position(s)	Fringe Benefit Rate	% of Time on MCSAP Grant	Base Amount	Total Project Costs (Federal + State)	Federal Share	State Share	MOE
62 Civilian Positions	107.7900	100.0000	\$3,391,091.70	\$3,655,257.74	\$3,472,494.85	\$182,762.89	\$0.00
38 FT Enlisted Motor Carrier Inspectors	122.1600	45.0000	\$3,798,442.00	\$2,088,079.53	\$1,983,675.55	\$104,403.98	\$2,088,079.53
279 PT Enlisted Motor Carrier Inspectors	122.1600	2.0000	\$27,888,561.00	\$681,373.32	\$647,304.65	\$34,068.67	\$2,044,119.97
OT All Civilian and Enlisted	57.7100	100.0000	\$1,636,896.00	\$944,652.68	\$897,420.05	\$47,232.63	\$0.00
TOTAL: Fringe Benefits				\$7,369,363.27	\$7,000,895.10	\$368,468.17	\$4,132,199.50

Enter a detailed explanation of how the fringe benefit costs were derived and allocated to the MCSAP project.

PSP bills for **Actual Fringe Benefit Costs** incurred using the **Aggregated Rate Method** and estimated percentages provided by our Governor's Budget Office.

Fringe Benefits – FY 23

PSP bills for **ACTUAL FRINGE BENEFITS**. (MCEO - 39, MCES - 7, Motor Carrier Enforcement Specialists - 7, Motor Carrier Enforcement Program Administrator - 2, Program Analyst - 3, Administrative Assistant - 1, Clerical

Assistants - 3) = 62 Civilian Positions.

Civilian Positions - 62

Bi-Weekly Percentage Benefits:

Social Security - 6.20%

Medicare - 1.45%

SWIF – Worker’s Comp. - 1.2586%

Leave Payout – 3.58%

Retirement – 39.37%

Total - 51.86%

Add + 17.98% for Average Leave used in last three grants. Note: Actual Leave is Billed. This estimate is provided as a percentage since leave is considered a fringe benefit.

+ Bi-Weekly Pay Period Benefits:

Health Insurance – Active - \$536.00

Health Insurance – Annuitant - \$230.00

Life Insurance - \$4.17

Total = \$770.17

Total Percentage/Leave and Pay Period Benefits were calculated as 107.79%.

(See example uploaded and budget instructions from Governor’s Budget Office for documentation on exact percentages).

Salaries \$3,391,091.70 x 107.79% = \$3,655,257.74

Enlisted Positions - 317 (FT - 38 and PT - 279)

Bi-Weekly Percentage Benefits:

Medicare - 1.45%

SWIF – Worker’s Comp. - 1.2586%

Leave Payout – 3.58%

Retirement – 57.26%

Total – 63.55%

+ Bi-Weekly Pay Period Benefits:

Health Insurance – Active - \$650.00

Health Insurance – Annuitant - \$1,500.00

Life Insurance - \$4.17

Total = \$2,154.17

(See example uploaded and budget instructions from Governor's Budget Office for documentation on exact percentages).

(Calculated as 122.16%)

FT Enlisted Salaries $(38 \times \$99,959) = \$3,798,442 \times 45\% = \$1,709,298.90 \times 122.16\% = \$2,088,079.53$

MOE – FT Enlisted Salaries $(38 \times \$99,959) = \$3,798,442 \times 45\% = \$1,709,298.90 \times 122.16\% = \$2,088,079.53$

PT Enlisted Salaries $(279 \times \$99,959) = \$27,888,561 \times 2\% = \$557,771.21 \times 122.16\% = \$681,373.31$

MOE - PT Enlisted Salaries $(279 \times \$99,959) = \$27,888,561 \times 6\% = \$1,673,313.66 \times 122.16\% = \$2,044,119.97$

OT Calculation -

Benefits associated with OT (average civilian rate – 51.86% and enlisted rate – 63.55%) = Average 57.71 x
\$1,636,896 = **\$944,652.68**

Part 4 Section 4 - Travel

Itemize the positions/functions of the people who will travel. Show the estimated cost of items including but not limited to, airfare, lodging, meals, transportation, etc. Explain in detail how the MCSAP program will directly benefit from the travel.

Travel costs are funds for field work or for travel to professional meetings.

List the purpose, number of persons traveling, number of days, percentage of time on MCSAP Grant, and total project costs for each trip. If details of each trip are not known at the time of application submission, provide the basis for estimating the amount requested. For more information on this item see [2 CFR §200.474](#).

Total Project Costs should be determined by State users, and manually input in the table below. There is no system calculation for this budget category.

Travel Project Costs							
Purpose	# of Staff	# of Days	% of Time on MCSAP Grant	Total Project Costs (Federal + State)	Federal Share	State Share	MOE
MCES/MCEO Per Diem	49	2960	100.0000	\$10,290.00	\$9,775.50	\$514.50	\$0.00
In-State CVSD/Troop Travel	10	15	100.0000	\$2,655.00	\$2,522.25	\$132.75	\$0.00
Compliance Review Travel	8	20	100.0000	\$3,540.00	\$3,363.00	\$177.00	\$0.00
CVSA Spring Conference	4	5	100.0000	\$8,600.00	\$8,170.00	\$430.00	\$0.00
CVSA Fall Conference	4	5	100.0000	\$8,600.00	\$8,170.00	\$430.00	\$0.00
COHMED Conference	2	4	100.0000	\$4,000.00	\$3,800.00	\$200.00	\$0.00
North American Inspectors Championship	2	5	100.0000	\$4,300.00	\$4,085.00	\$215.00	\$0.00
Grants Management Training	3	4	100.0000	\$5,150.00	\$4,892.50	\$257.50	\$0.00
FMCSA Required/Suggested Meetings/Conferences	4	5	100.0000	\$3,500.00	\$3,325.00	\$175.00	\$0.00
NAS Part A, B & MCSAP PSP Week 3	80	15	100.0000	\$77,850.00	\$73,957.50	\$3,892.50	\$0.00
General Hazardous Materials Training	20	5	100.0000	\$12,975.00	\$12,326.25	\$648.75	\$0.00
Cargo Tank Training	20	5	100.0000	\$12,975.00	\$12,326.25	\$648.75	\$0.00
Other Bulk Packaging Training	25	5	100.0000	\$12,975.00	\$12,326.25	\$648.75	\$0.00
Compliance Review Training	2	10	100.0000	\$5,900.00	\$5,605.00	\$295.00	\$0.00
Passenger Vehicle Training	25	3	100.0000	\$12,975.00	\$12,326.25	\$648.75	\$0.00
Level VI Training./Update Training	10	2	100.0000	\$3,460.00	\$3,287.00	\$173.00	\$0.00
MCI, MCES, MCEO Updates	354	3	100.0000	\$61,950.00	\$58,852.50	\$3,097.50	\$0.00
Annual Updates (Locals)	234	2	100.0000	\$6,000.00	\$5,700.00	\$300.00	\$0.00
Challenge Exam Recertifications	5	2	100.0000	\$1,730.00	\$1,643.50	\$86.50	\$0.00
MCSAP Coordinator's Meeting	16	1	100.0000	\$2,768.00	\$2,629.60	\$138.40	\$0.00
State/National/FMCSA Related Training	5	3	100.0000	\$3,500.00	\$3,325.00	\$175.00	\$0.00
Data Quality Training	2	4	100.0000	\$4,000.00	\$3,800.00	\$200.00	\$0.00
Mandatory Instructor Development Training	2	5	100.0000	\$4,000.00	\$3,800.00	\$200.00	\$0.00
Pennsylvania Inspectors Championship	10	2	100.0000	\$3,460.00	\$3,287.00	\$173.00	\$0.00
CMV Crash Investigation (Level 1 & Level 2)	2	14	100.0000	\$8,000.00	\$7,600.00	\$400.00	\$0.00
TOTAL: Travel				\$285,153.00	\$270,895.35	\$14,257.65	\$0.00

Enter a detailed explanation of how the travel costs were derived and allocated to the MCSAP project.

MCES/MCEO Per Diem - MCES's (9) and MCEO's (40) are eligible for Per Diem lunch expenses of \$3.50 per day when they are required to travel at least 15 miles from their normal work site and remain away from the normal work

site during their normal lunch period. (49) MCES/MCEO's x average allowance of \$17.50 per month (5 days) x 12 months = \$10,290.

In-State CVSD/Troop Travel - At least 10 individuals in the division speak at various public forums throughout the state, attend meetings and assist in many statewide operations as needed. The funding in this category will provide for hotel rooms and per diem subsistence while they are 50 miles or more away from their headquarters. The U.S. General Services (GSA) rates apply, and individuals are only reimbursed for actual expenses incurred and must produce receipts for all eligible subsistence. \$177 (Average Per Diem \$60 and Average Hotel \$117) x 15 estimated overnight stays = \$2,655.

Compliance Review Travel - Eight trained compliance review officers will conduct compliance reviews throughout the state. These reviews may require overnight travel if they are 50 miles or more away from their headquarters. The money set aside in this category will provide for hotel rooms and per diem subsistence based on GSA rates. Officers are only reimbursed for actual expenses incurred and must produce receipts for all eligible subsistence. \$177 (Average Per Diem \$60 and Average Hotel \$117) x 20 estimated overnight stays = \$3,540.

PSP sends four individuals to the Commercial Vehicle Safety Alliance (CVSA) Spring and Fall Conferences. These conferences offer the opportunity for government officials, enforcement and industry to collaborate and affect meaningful changes and improvements to the overall culture of transportation safety throughout North America.

CVSA Spring Conference - Air Fare \$650 x 4 = \$2,600; Per Diem \$400 x 4 = \$1,600; Hotel Room \$1,000 x 4 = \$4,000; Misc. Shuttle, etc. = \$400 = \$8,600.

CVSA Fall Conference - Air Fare \$650 x 4 = \$2,600; Per Diem \$400 x 4 = \$1,600; Hotel Room \$1,000 x 4 = \$4,000; Misc. Shuttle, etc. = \$400 = \$8,600.

Cooperative Hazardous Materials Enforcement Development (COHMED) - Air Fare \$700 x 2 = \$1,400; Per Diem \$400 x 2 = \$800; Hotel Room \$750 x 2 = \$1,500; Misc. Shuttle, etc. = \$300 - Total \$4,000. This conference is also hosted by CVSA. The COHMED conference brings together hazardous materials professionals from across North America to include enforcement, regulatory and industry representatives for discussing regulatory and industry changes and the impacts of these changes to the transportation of hazardous materials by commercial motor vehicles.

North American Inspectors Championship (NAIC) - Air Fare \$650 x 2 = \$1,300; Per Diem \$400 x 2 = \$800; Hotel Room \$1,000 x 2 = \$2,000; Misc. Shuttle, etc. = \$200 - Total = \$4,300. This is a CVSA sponsored event. Each jurisdiction is invited to send its best inspector to compete against other inspectors from jurisdictions across North America. NAIC competitors also receive training on the latest commercial motor vehicle safety trends, technologies, standards, and inspection procedures while sharing insights, ideas, techniques and experiences with other inspectors. A mentor also attends the training with the competitor.

Grants Management Training - Air Fare \$550 x 3 = \$1,650; Hotel Room - \$800 x 3 = \$2,400; Per Diem \$300 x 3 = \$900; Misc. Parking, Shuttle, etc. \$200 = \$5,150. This FMCSA led training covers funding availability and national priorities for the upcoming federal fiscal year, commercial vehicle safety plan, policy updates, emerging issues, performance metrics, discretionary grant program updates, budget and budget narrative, financial audits, and expectations. PSP sends three individuals to this training for new command staff and anticipated retirements.

FMCSA Required/Suggested Meetings & Conferences - We have set aside \$3,500 in this category to cover any specific training, meetings, or conferences as they become available throughout the year. This line item is for non-scheduled, infrequent, or emerging issues meetings and conferences that are unforeseen. Some may occur on short notice and make it impossible to file an amendment and obtain approval. Examples of attended meetings and conferences include Safety Conferences sponsored by our FMCSA Division Office and Eastern Service Center Commercial Vehicle Safety Summit. This category will cover necessary travel by state vehicle (fuel, tolls, misc. expenses - \$400); hotel rooms - \$2,000; and per diem \$1,100 = \$3,500 - Total estimated amount based on historical data.

Training Travel -

Each year PSP trains additional officers as current officers retire and new employees are hired. Below is a listing of the proposed training along with estimated costs. It should be noted that if training can be held in Harrisburg and the Pennsylvania State Police Academy is available for lodging in Hershey, no hotel rooms will be paid for during the training period. When submitting travel expense vouchers, it is the Commonwealth's policy to only reimburse employees for actual expenses incurred (not a flat rate). Receipts must be presented as part of the approval process, and reimbursement is based on established GSA rates.

Basic MCSAP NAS PART A, Part B and PSP Week 3 Training -

Train 80 inspectors/officers to conduct MCSAP inspections. It is estimated that approximately 30 of the individuals attending the training will be in overnight status for approximately 15 nights. These classes will be held in Harrisburg - Per Diem \$56 and Hotel \$117 = \$173 x 30 x 15 days/nights = \$77,850. This amount is only an estimate and may be

reduced significantly if alternate lodging can be provided (PSP Academy). Estimate is based on previous three years of expenditures.

General Hazardous Materials Training - Train 20 inspectors/officers. It is estimated that approximately 15 of the individuals attending the training will be in overnight status for 5 nights. Harrisburg (Per Diem \$56 and Hotel \$117 = $\$173 \times 15 \times 5 \text{ days/nights} = \$12,975$. This amount is only an estimate and may be reduced significantly if alternate lodging can be provided (PSP Academy).

Cargo Tank Training - Train 20 inspectors/officers. It is estimated that approximately 15 of the individuals attending the training will be in overnight status for 5 nights. Harrisburg (Per Diem \$56 and Hotel \$117 = $\$173 \times 15 \times 5 \text{ days/nights} = \$12,975$. This amount is only an estimate and may be reduced significantly if alternate lodging can be provided (PSP Academy).

Other Bulk Packaging Training - Train 25 inspectors/officers. It is estimated that approximately 15 of the individuals attending the training will be in overnight status for 5 nights. Harrisburg (Per Diem \$56 and Hotel \$117 = $\$173 \times 15 \times 5 \text{ days/nights} = \$12,975$. This amount is only an estimate and may be reduced significantly if alternate lodging can be provided (PSP Academy).

Compliance Review Training - Air Fare $\$600 \times 2 = \$1,200$; Per Diem $\$500 \times 2 = \$1,000$; Hotel Room $\$1,300 \times 2 = \$2,600$; Car Rental \$600; Misc. Baggage Fees, Parking, Fuel \$500 = \$5,900. PSP will train two additional compliance review officers as a result of vacancies. These expenses will cover the out-of-state travel/training necessary for the designated individual.

Passenger Vehicle Training - Train 25 inspectors/officers. It is estimated that 25 of the individuals attending the training will be in overnight status for 3 nights. Harrisburg - Per Diem \$56 and Hotel \$117 = $\$173 \times 25 \times 3 \text{ days/nights} = \$12,975$. This amount is only an estimate and may be reduced significantly if alternate lodging can be provided (PSP Academy).

Level VI Training/Update Training - Approximately 10 individuals will be certified and/or receive update training to conduct Level VI inspections. Training will be held in Harrisburg. These individuals require overnight accommodations for this training. (Per Diem \$56 and Hotel \$117 = $\$173 \times 10 \times 2 \text{ days/night} = \$3,460$).

MCI, MCES, MCEO Updates –

Full Time (FT) and Part Time (PT) Motor Carrier Inspector's (MCI's) are enlisted officers that perform MCSAP roadside inspections. They are also part of the Commercial Vehicle Enforcement Team within the troops. Motor Carrier Enforcement Supervisors (MCES's) and Motor Carrier Enforcement Officers (MCEO's) are all FT civilian inspectors headquartered throughout the Commonwealth conducting roadside inspections, compliance reviews and other MCSAP eligible activities.

All Training is CMV-safety related as personnel receive updated knowledge, skills, practices and procedures necessary for performing uniform driver inspections. Updates also provide recertification training and course material updates, Commercial Vehicle Safety Alliance (CVSA) Inspection Bulletins, FMCSA enforcement memos, ensure uniformity and proper application of Federal Motor Carrier Safety Regulations (FMCSRs), CVSA Out-of-Service Criteria (OOSC), Operational Policies and Inspection Bulletins.

Training will be held at one location on two different dates and then one make-up session scheduled for Harrisburg. There are approximately 354 PSP certified individuals that attend the update training on an annual basis. Of the 354 PSP certified individuals, it is estimated at least 175 would be in overnight status for this training with an estimated cost of \$61,950. Average Per Diem \$60 and Average Hotel \$117 = $177 \times 175 \times 2 \text{ nights} = \$61,950$.

Annual Updates (Locals) -

Training will be held at approximately four locations throughout the state to minimize travel expenses. The estimated cost for CVSD (six) to provide training at all four locations for two full day sessions which will require the CVSD personnel to be in overnight status for approximately three days per session is estimated (based on previous years) to be \$6,000. All municipal officers are responsible for their own travel expenses to the training locations.

Challenge Exam Recertifications - It is estimated that approximately five individuals may require a challenge exam or recertification with an overnight stay. Harrisburg per diem \$56 and hotel \$117 = $\$173 \times 5 \times 2 \text{ nights} = \$1,730$. This amount is only an estimate and may be reduced significantly if alternate lodging can be provided (PSP Academy).

MCSAP Coordinator's Meeting - It is estimated that approximately 16 individuals may be in overnight status for this training. Harrisburg per diem \$56 and hotel \$117 = $\$173 \times 16 \times 1 \text{ night} = \$2,768$. This amount is only an estimate based on previous actual expenditures. Each troop will send their MCSAP Coordinator to this training in which they will be presented with a copy of our goals and objectives for the upcoming commercial vehicle safety plan.

State/National/FMCSA Related Training - We have set aside \$3,500 in this category to cover any specific training that may become available throughout the year but is not specifically listed or known at this time. Every year there are emerging issues that may require individuals to attend specific training once developed/available which is unknown or unforeseen until we are well into our grant funding. Some examples include CMV Heavy Truck

Reconstruction Training, ITD/PRISM Training, IT Users Workshop and Large Truck and Bus Enforcement Training. Air Fare $\$268 \times 5 = \$1,340$; Per Diem $\$192 \times 5 = \960 ; Hotel Room $\$240 \times 5 = \$1,200$ – Total estimated amount based on historical data = $\$3,500$

Data Quality Training - If training is available during this FY, we will would like to send two individuals who process crashes, DataQ's and inspection reports. We have $\$4,000$ budgeted for this training. Air Fare $\$650 \times 2 = \$1,300$; Per Diem $\$350 \times 2 = \700 ; Hotel Room $\$700 \times 2 = \$1,400$ – Misc. Shuttle, etc. = $\$600 = \$4,000$

Mandatory Instructor Development Training. - We currently have one master instructor/training coordinator and five associate staff instructors. It is our goal to train two additional individuals from PSP that would become instructors should retirements occur sooner than expected. Estimated costs of $\$4,000$ will cover airfare, hotel and per diem subsistence for two individuals. The location and availability of the training will be determined by the National Training Center. In addition, it is possible these costs could be covered by the National Training Center. This is a one week course and we allotted approximately $\$2,000$ per individual to cover said expenses. This training is exclusively related to MCSAP activities. Mandatory Instructor Development Training is a National Training Center Course that will allow Pennsylvania to train additional instructors for Part A, Part B, Hazardous Materials and Cargo Tank courses.

Pennsylvania Inspectors Championship - This event will be sponsored by the Pennsylvania State Police. Each troop will nominate one Trooper and one MCES/MCEO from each troop. The Pennsylvania Public Utility Commission and local municipalities will also be invited to send their best inspector to compete against other inspectors from agencies/municipalities across the Commonwealth. There will be approximately 10 PSP competitors and 8 judges. Competitors also receive commercial motor vehicle training as part of the event. It is estimated that approximately 10 individuals would be in overnight status. Per diem $\$56$ and hotel $\$117 = \$173 \times 10 \times 2 \text{ nights} = \$3,460$. The champion will advance and represent Pennsylvania at NAIC.

Commercial Vehicle Crash Investigation (Level I and Level II) - Air Fare $\$700 \times 2 = \$1,400$; Per Diem $\$400 \times 2 = \800 ; Hotel Room $\$750 \times 2 = \$1,500$; Misc. Shuttle, etc. = $\$300$ - Total $\$4,000 \times 2 \text{ weeks} = \$8,000$.

Level I Tng. – This intensive course will cover the unique characteristics of commercial motor vehicles and the special dynamics at play when one is involved in a collision. Detailed information of the nomenclature and operation of commercial motor vehicles will provide a level of competence needed to have an adequate understanding of mechanical components, parts and pieces of the commercial motor vehicle and how they may factor into the investigation. There will be “hands-on” exercises and vehicle testing during the course.

Level II Tng. – Designed to further enhance the knowledge and skills acquired in Level I course. This class focuses on a detailed analysis of commercial vehicle systems and dynamics along with the application of your findings to the crash reconstruction.

Part 4 Section 5 - Equipment

Equipment is tangible or intangible personal property. It includes information technology systems having a useful life of more than one year, and a per-unit acquisition cost that equals or exceeds the lesser of the capitalization level established by the non-Federal entity (i.e., the State) for financial statement purposes, or \$5,000.

- If your State's equipment capitalization threshold is below \$5,000, check the box below and provide the threshold amount. See [§200.12](#) Capital assets, [§200.20](#) Computing devices, [§200.48](#) General purpose equipment, [§200.58](#) Information technology systems, [§200.89](#) Special purpose equipment, and [§200.94](#) Supplies.

Show the total cost of equipment and the percentage of time dedicated for MCSAP related activities that the equipment will be billed to MCSAP. For example, you intend to purchase a server for \$5,000 to be shared equally among five programs, including MCSAP. The MCSAP portion of the total cost is \$1,000. If the equipment you are purchasing will be capitalized (depreciated), you may only show the depreciable amount, and not the total cost (2 CFR §200.436 and 2 CFR §200.439). If vehicles or large IT purchases are listed here, the applicant must disclose their agency's capitalization policy.

Provide a description of the equipment requested. Include the quantity, the full cost of each item, and the percentage of time this item will be dedicated to MCSAP grant.

Total Project Costs equal the Number of Items x Full Cost per Item x Percentage of Time on MCSAP grant.

Equipment Project Costs							
Item Name	# of Items	Full Cost per Item	% of Time on MCSAP Grant	Total Project Costs (Federal + State)	Federal Share	State Share	MOE
MCSAP Vehicles	5	\$36,220.00	100	\$181,100.00	\$172,045.00	\$9,055.00	\$0.00
Cargo Bedslides for Vehicles	5	\$11,000.00	100	\$55,000.00	\$52,250.00	\$2,750.00	\$0.00
Training Aides/Audio Visual Equipment	2	\$5,000.00	100	\$10,000.00	\$9,500.00	\$500.00	\$0.00
TOTAL: Equipment				\$246,100.00	\$233,795.00	\$12,305.00	\$0.00
Equipment threshold is greater than \$5,000.							

Enter a detailed explanation of how the equipment costs were derived and allocated to the MCSAP project.

PSP will purchase five MCSAP vehicles at an estimated \$36,220 each x 5 = \$181,100 to replace current MCSAP vehicles that have reached their useful life per our state vehicle replacement policy. MCSAP vehicles will be used 100% of the time by MCSAP personnel to conduct motor carrier safety inspections and other MCSAP activities provided for in the eCVSP.

Cargo Bedslide for vehicles at an estimated \$11,000 x 5 = \$55,000.

Cargo Bed Slides are custom built electric slides made for our New F-350's and will be reused on new trucks in the future without purchasing additional bed slides. The bed slides hold 12 scales. There is a competitive state bid process each time a new contract is awarded. Our most recent contract/purchase order dated 10/13/21 is effective 11/1/21 and expires on 6/30/23. The contract is 2 years with renewals of 3 additional 1-year periods with a 5% increase each year. The Contract Price for 2 years is \$10,278.00. Therefore, my estimate of \$11,000 used when the eCVSP was submitted was reasonable.

Training Aides/Audio Visual Equipment for MCSAP Training Classes - \$10,000 - Pennsylvania conducts many National Training Center Classes in Pennsylvania. We currently have one master instructor/training coordinator and three associate staff instructors which allows us to conduct classes without sending individuals outside the state. There are various training aides available for purchase that will be used for learning in the classroom. These items include but will not be limited to visual charts, and associated audio-visual equipment (monitors, projectors, viewing screens) that might be available for purchase that will enhance learning opportunities. This list is not all inclusive and may include additional training aides as needed that are not known at this time. We estimate two purchases this year at an estimated \$5,000 each.

Part 4 Section 6 - Supplies

Supplies means all tangible property other than that described in §200.33 Equipment. A computing device is a supply if the acquisition cost is less than the lesser of the capitalization level established by the non-Federal entity for financial statement purposes or \$5,000, regardless of the length of its useful life. See also §200.20 Computing devices and §200.33 Equipment.

Estimates for supply costs may be based on the same allocation as personnel. For example, if 35 percent of officers' salaries are allocated to this project, you may allocate 35 percent of your total supply costs to this project. A different allocation basis is acceptable, so long as it is reasonable, repeatable and logical, and a description is provided in the narrative.

Provide a description of each unit/item requested, including the quantity of each unit/item, the unit of measurement for the unit/item, the cost of each unit/item, and the percentage of time on MCSAP grant.

Total Project Costs equal the Number of Units x Cost per Unit x Percentage of Time on MCSAP grant.

Supplies Project Costs							
Item Name	# of Units/ Unit of Measurement	Cost per Unit	% of Time on MCSAP Grant	Total Project Costs (Federal + State)	Federal Share	State Share	MOE
Computers/Laptops/Tablets and associated hardware and software	25 Per Item	\$1,200.00	100.0000	\$30,000.00	\$28,500.00	\$1,500.00	\$0.00
Cell Phone Replacement Costs (Per State Replacement Policy)	60 Phone	\$50.00	100.0000	\$3,000.00	\$2,850.00	\$150.00	\$0.00
Inspector Equipment	1 Per Item	\$45,758.00	100.0000	\$45,758.00	\$43,470.10	\$2,287.90	\$0.00
Office Supplies	12 Month	\$1,000.00	100.0000	\$12,000.00	\$11,400.00	\$600.00	\$0.00
Portable Inspection Signs	2 Sets	\$1,000.00	100.0000	\$2,000.00	\$1,900.00	\$100.00	\$0.00
Light Bars for MCSAP Vehicles	6 Lightbar	\$3,250.00	100.0000	\$19,500.00	\$18,525.00	\$975.00	\$0.00
Uniforms (BDU's, Shirts, Hats, Belts, Holsters)	700 Per Item	\$50.00	100.0000	\$35,000.00	\$33,250.00	\$1,750.00	\$0.00
Regulations	644 Varies	\$30.00	100.0000	\$19,320.00	\$18,354.00	\$966.00	\$0.00
New Vehicle Supplies	1 Yearly	\$60,173.61	100.0000	\$60,173.61	\$57,164.93	\$3,008.68	\$0.00
Training Aides/Audio Visual Equipment for Training Room/Classes	1 Item	\$3,000.00	100.0000	\$3,000.00	\$2,850.00	\$150.00	\$0.00
TOTAL: Supplies				\$229,751.61	\$218,264.03	\$11,487.58	\$0.00

Enter a detailed explanation of how the supply costs were derived and allocated to the MCSAP project.

Computers/Laptops/Tablets and associated hardware and software -

Purchase 25 computers/laptops/tablets. These computers/laptops/tablets will be used by our FT MCSAP Personnel and will replace older computer equipment that has become outdated as per our state computer replacement policy. (25 x \$1200 = \$30,000). The computers/laptops/tablets may also be utilized in our CVSD training facility. The amount set aside would also cover any type of hardware and software that might be associated with the laptops/tablets (i.e., screens, keyboards, cables, mounting equipment, etc.).

Cell Phone Replacement Costs - Based on Commonwealth Replacement Policy - \$3,000. This amount would cover any phones that would need replaced during the grant period for individuals that are dedicated 100% to MCSAP - 60 cell phones.

Inspector Equipment- \$45,758

The inspector equipment listed below will be ordered and issued to MCSAP certified personnel throughout the year as needed to perform their MCSAP related duties and activities as outlined in the CVSP. The total amount of the equipment listed below is \$43,581.50 and for unknown equipment \$2,176.50.

This list is not all inclusive and additional items not listed, but MCSAP eligible, may be purchased as needed throughout the grant period. Routine items to be ordered and the estimated amounts are listed below.

Mechanics Gloves/Heat Resistant Gloves (500 x \$15 = \$7,500), Tire Pressure Gauges (60 x \$20 = \$1,200), Wheel Chocks (60 x \$16 = \$960), Creepers (50 x \$200 = \$10,000), Chamber Mates (30 x \$46 = \$1,380), Digital Measuring Height Poles (3 x \$240 = \$720), Power Inverters (Large 2 x \$250 = \$500) (Small 2 x \$50 = \$100), Strion Flashlights and Holders (45 x \$125 = \$5,625), Safety Glasses (50 x \$10 = \$500), Scrubs (75 x \$85 = \$6,375), Razor Blade Scrapers/Replacement Blades (50 x \$11.70 = \$585), Flat Soap Stones (10 x \$25 = \$250), Brake Inspection Tool (20 x \$25 = \$500), Measuring Tapes (23 x \$13 = \$299), Tint Meters (25 x \$65 = \$1,625), Thermal/Infrared Cameras (10 x \$450 = \$4,500), Tire Tread Depth Gauges (25 x \$2.50 = \$62.50), Gas Leak Detectors (15 x \$60 = \$900).

Office Supplies (General) for individuals located within the Commercial Vehicle Safety Division dedicated to administering the MCSAP Program throughout the state. (Average monthly expense \$1,000 x 12 months = \$12,000). Routine office supplies not limited to but including such items as paper, pens, post-it notes, envelopes, tablets, etc. Estimated amount is based on previous year purchases.

Portable Inspection Signs – These signs will be stored in MCSAP Vehicles and used as part of non-fixed inspection locations and strike-force areas of operation. We will purchase approximately 2 sets @ \$1,000 each = \$2,000.

Light bars (6 x \$3,250 = \$19,500) - Estimated cost for six light bars along with installation costs. This light bar will be installed on the replacement MCSAP Van/Vehicle located in the Equipment Section. This line item would also cover any light maintenance or replacement lightbars that are no longer operational.

Uniforms for MCSAP Certified Personnel - (Not limited to but including BDU's, Shirts, Hats, Belts, Holsters). Estimated number of items to be purchased is 700 x \$50 per item = \$35,000.00.

Regulations -

\$19,320.00 - FMCSR's/49 CFR Parts 40, 325-399, 49 CFR-HMR's Parts 100-185, OOS Criteria Books and Pictorial. Regulations are ordered for all MCSAP certified personnel and handed out during annual MCSAP update training. Total number of 644 includes (PSP, PUC, Municipals, and anticipated classes to be held).

New Vehicle Supplies - \$60,173.61 has been set aside as an estimated amount to cover all new vehicle supplies (work stations, computer mounts, truck caps, hitch, work lights, enhanced inside and exterior and any other necessary supplies that are unknown at this time to deploy the new vehicle for use in the field). 11/4/22 - This estimate is based on historical data on purchases to outfit the vehicles for the field/deployment. This amount does not include the actual vehicle purchase which is listed under Equipment.

Training Aides/Audio Visual Equipment for MCSAP Training Room/Classes - \$3,000 - Pennsylvania conducts many National Training Center Classes in Pennsylvania. We currently have one master instructor/training coordinator and three associate staff instructors which allows us to conduct classes without sending individuals outside the state. There are various training aides available for purchase that will be used for learning in the classroom. These items include but will not be limited to visual charts, and associated audio-visual equipment (monitors, projectors, viewing screens) that might be available for purchase that will enhance learning opportunities. This list is not all inclusive and may include additional training aides as needed that are not known at this time. We estimate one purchase this year. 1 projector at \$3,000. Moved from Other. Note: This line item also appears in the Equipment Section. This is not a duplication in that some purchases may be over \$5,000 and they will be billed to the appropriate category once the final amount is determined.

Part 4 Section 7 - Contractual and Subaward

This section includes contractual costs and subawards to subrecipients. Use the table below to capture the information needed for both contractual agreements and subawards. The definitions of these terms are provided so the instrument type can be entered into the table below.

Contractual – A contract is a legal instrument by which a non-Federal entity purchases property or services needed to carry out the project or program under a Federal award ([2 CFR §200.22](#)). All contracts issued under a Federal award must comply with the standards described in [2 CFR §200 Procurement Standards](#).

Note: Contracts are separate and distinct from subawards; see [2 CFR §200.330](#) for details.

Subaward – A subaward is an award provided by a pass-through entity to a subrecipient for the subrecipient to carry out part of a Federal award received by the pass-through entity. It does not include payments to a contractor or payments to an individual that is a beneficiary of a Federal program. A subaward may be provided through any form of legal agreement, including an agreement that the pass-through entity considers a contract ([2 CFR §200.92](#) and [2 CFR §200.330](#)).

Subrecipient - Subrecipient means a non-Federal entity that receives a subaward from a pass-through entity to carry out part of a Federal program, but does not include an individual who is a beneficiary of such program. A subrecipient may also be a recipient of other Federal awards directly from a Federal awarding agency ([2 CFR §200.93](#)).

Enter the legal name of the vendor or subrecipient if known. If unknown at this time, please indicate 'unknown' in the legal name field. Include a description of services for each contract or subaward listed in the table. Entering a statement such as "contractual services" with no description will not be considered meeting the requirement for completing this section.

The Unique Entity Identifier (UEI) is the new, non-proprietary identifier that replaces the DUNS number. All contractors and subrecipients must be registered in the System for Award Management (SAM.gov). The UEI will be requested in and assigned by SAM.gov. Enter the UEI number of each entity in the space provided in the table.

Select the Instrument Type by choosing either Contract or Subaward for each entity.

Total Project Costs should be determined by State users and input in the table below. The tool does not automatically calculate the total project costs for this budget category.

Operations and Maintenance-If the State plans to include O&M costs that meet the definition of a contractual or subaward cost, details must be provided in the table and narrative below.

Please describe the activities these costs will be using to support (i.e., ITD, PRISM, SSDQ or other services.)

Contractual and Subaward Project Costs							
Legal Name	UEI Number	Instrument Type	% of Time on MCSAP Grant	Total Project Costs (Federal + State)	Federal Share	State Share	MOE
Pennsylvania Public Utility Commission	NAWLXNAEPB3	Subrecipient	40.0000	\$1,493,031.81	\$1,418,380.22	\$74,651.59	\$0.00
Description of Services: New Entrant Safety Audits and Roadside Inspections							
TOTAL: Contractual and Subaward				\$1,493,031.81	\$1,418,380.22	\$74,651.59	\$0.00

Enter a detailed explanation of how the contractual and subaward costs were derived and allocated to the MCSAP project.

The Pennsylvania Public Utility Commission (PUC) will conduct New Entrant Safety Audits on Interstate Carriers and Roadside Inspections for the Commonwealth of Pennsylvania.

The project costs listed above are broken down as follows:

Personnel - \$723,574.60

New Entrant Administrator will dedicate 100% of his time administering the New Entrant Safety Audit Program at a salary of \$74,997.00. His time will be spent providing staff training, coordinating officers' schedules, supervising the daily operation of New Entrant related operations, attending scheduled meetings/training, and ensuring that all program objectives are met.

Officers/Auditors - Twenty-two enforcement officers will dedicate a combined minimum average of approximately 40% of their regular time to the New Entrant program scheduling audits, conducting audits, filing audits, as well as completing non-audit resolutions. Salaries for the 22 auditors at 40% of their regular time is \$488,334.60.

Officers – Approximately thirty enforcement officers will dedicate an estimated 4,424 regular time hours conducting roadside driver and vehicle inspections throughout the Commonwealth. Salaries for regular time hours $4,424 \times \$32 = \$141,568.00$

The New Entrant Administrator reports directly to the Program Manager, who has the authority to take any necessary personnel actions to ensure that officers are meeting the requirements of the New Entrant and MCSAP Inspection programs. All programmatic changes, overtime, and travel are reviewed and approved by the Program Manager. The Program Manager, at a minimum working 10% of his time \$11,520.50 dedicated to New Entrant activity work, and the New Entrant Administrator are responsible for tracking program expenses and submitting voucher requests and their related documents to the MCSAP Lead Agency, Pennsylvania State Police (PSP) each quarter. They also assist in the preparation of future grant requests relating to budget and program information as well as other duties necessary to administrate/manage the programs. The Program Manager will oversee and assist with budget request and quarterly report preparation. The Manager will also attend scheduled/unscheduled meetings with the Administrator, PSP, FMCSA, and others as it pertains to the New Entrant Program.

The Clerk Typist III employees (4) will spend 5% of their time \$7,154.50 as an overall average assisting with carrier contacts, grant request, quarterly report preparation, and other clerical assistance directly related to the New Entrant Program.

Overtime - \$71,581.77

Twenty-two enforcement officers will incur overtime charges based on a three-year average in the amount of \$45,277.77 to conduct coordinated overtime projects, blitz efforts and/or training opportunities.

Approximately thirty enforcement officers will incur 548 hours of overtime $\times \$48 = \$26,304.00$ for conducting roadside driver and vehicle inspections.

Fringe Benefits: \$606,793.86

Fringe benefits include the cost of Social Security, Medicare, the State Workers Insurance Fund (SWIF), leave pay-out assessments, retirement, hospital insurance, health benefits, and life insurance. The current fringe benefit calculation is 69.80%.

The base amount, \$795,156.37 multiplied by 69.80% equals \$555,019.15. In addition, projected leave costs billed in fringe benefits of \$51,774.71.

Travel Costs: \$22,831.58

From time to time the New Entrant Administrator will schedule blitzes and other efforts dedicated to completing safety audits. These efforts are in-state, the number of officers who participate varies, and the amount of time spent on the effort also varies. Depending on where an enforcement effort is located, some officers may require hotel accommodations and overnight subsistence. Based on past expenses, if seven officers participate in a blitz, the cost is around \$5,000.

All officers who participate in the New Entrant program must receive annual update training, which is provided by the New Entrant Administrator. This is held in-state, and usually lasts up to 5 days. New Entrant officers are also typically permitted to charge one day to New Entrant during the PUC's annual conference. Due to retirements, promotions, transfers, etc., new officers may need to be certified in the New Entrant program, which may require air travel, depending on the location of the training. New enforcement officers will also need to complete several pre-requisites prior to attending New Entrant class. These pre-requisites, which include but are not limited to NAS Part A, NAS Part B, HAZMAT training, etc. Based on past expenditures, the PUC is requesting \$9,581.58 for this line item.

Annually, the FMCSA holds a grant planning meeting, which is educational for either the New Entrant Administrator or the Program Manager. The amount for one attendee will be approximately \$750.

The Program Manager, New Entrant Administrator, Administrative Officer, or other employees may also benefit from attending the fall CVSA Conference, the spring CVSA Conference, and the COHMED Conference. Whether or not air travel is necessary will depend on the location of the conferences, and the PUC anticipates spending a maximum of \$7,000 on New Entrant related trainings or conferences sponsored by the FMCSA, CVSA, and any other organizations.

Finally, the Program Manager, the New Entrant Administrator, Administrative Officer and other management level employees who perform New Entrant related duties may attend unscheduled meetings held by the FMCSA, the CVSA, the Pennsylvania Bus Association, and other agencies/organizations pertinent to the New Entrant program. For some employees, this might require overnight subsistence and hotel room charges amounting to approximately \$500.

Other Expenses - \$68,250

There are 22 officers in the New Entrant program who drive vehicles owned by the Commonwealth. The PUC leases the vehicles from the Pennsylvania Department of General Services, and the price of the leases vary depending on the year, make and model of the vehicles. Based on vehicle lease costs in FY 2021, the PUC anticipates that 40% of the total cost of the vehicle leases will be \$5,500 per month ($12 \times 5,500 = \$66,000$).

The PUC anticipates having two New Entrant Blitz activities which would require Conference Room Rental. In addition, the PUC will also be conducting annual Refresher and Recertification Training. Total estimated days 15 x cost per day \$150 = \$2,250.

Part 4 Section 8 - Other Costs

Other Costs are those not classified elsewhere and are allocable to the Federal award. These costs must be specifically itemized and described. The total costs and allocation bases must be explained in the narrative. Examples of Other Costs (typically non-tangible) may include utilities, leased property or equipment, fuel for vehicles, employee training tuition, meeting registration costs, etc. The quantity, unit of measurement (e.g., monthly, annually, each, etc.), unit cost, and percentage of time on MCSAP grant must be included.

Operations and Maintenance—If the State plans to include O&M costs that do not meet the definition of a contractual or subaward cost, details must be provided in the table and narrative below. Please identify these costs as ITD O&M, PRISM O&M, or SSDQ O&M. Sufficient detail must be provided in the narrative that explains what components of the specific program are being addressed by the O&M costs.

Enter a description of each requested Other Cost.

Enter the number of items/units, the unit of measurement, the cost per unit/item, and the percentage of time dedicated to the MCSAP grant for each Other Cost listed. Show the cost of the Other Costs and the portion of the total cost that will be billed to MCSAP. For example, you intend to purchase air cards for \$2,000 to be shared equally among five programs, including MCSAP. The MCSAP portion of the total cost is \$400.

Total Project Costs equal the Number of Units x Cost per Item x Percentage of Time on MCSAP grant.

Indirect Costs

Information on Indirect Costs ([2 CFR §200.56](#)) is captured in this section. This cost is allowable only when an approved indirect cost rate agreement has been provided in the “My Documents” area in the eCVSP tool and through Grants.gov. Applicants may charge up to the total amount of the approved indirect cost rate multiplied by the eligible cost base. Applicants with a cost basis of salaries/wages and fringe benefits may only apply the indirect rate to those expenses. Applicants with an expense base of modified total direct costs (MTDC) may only apply the rate to those costs that are included in the MTDC base ([2 CFR §200.68](#)).

- **Cost Basis** — is the accumulated direct costs (normally either total direct salaries and wages or total direct costs exclusive of any extraordinary or distorting expenditures) used to distribute indirect costs to individual Federal awards. The direct cost base selected should result in each Federal award bearing a fair share of the indirect costs in reasonable relation to the benefits received from the costs.
- **Approved Rate** — is the rate in the approved Indirect Cost Rate Agreement.
- **Eligible Indirect Expenses** — means after direct costs have been determined and assigned directly to Federal awards and other activities as appropriate. Indirect costs are those remaining to be allocated to benefitted cost objectives. A cost may not be allocated to a Federal award as an indirect cost if any other cost incurred for the same purpose, in like circumstances, has been assigned to a Federal award as a direct cost.
- **Total Indirect Costs** equal Approved Rate x Eligible Indirect Expenses divided by 100.

Your State will not claim reimbursement for Indirect Costs.

Other Costs Project Costs							
Item Name	# of Units/ Unit of Measurement	Cost per Unit	% of Time on MCSAP Grant	Total Project Costs (Federal + State)	Federal Share	State Share	MOE
Wifi Network at CVSD	12 Month	\$420.00	100.0000	\$5,040.00	\$4,788.00	\$252.00	\$0.00
Out of Service Decals - Tractor/Trailer	1 Decal	\$4,200.00	100.0000	\$4,200.00	\$3,990.00	\$210.00	\$0.00
CVSA Decals	1 Year	\$6,208.00	100.0000	\$6,208.00	\$5,897.60	\$310.40	\$0.00
Conference Registration Fees (CVSA, COHMED)	10 Registration	\$700.00	100.0000	\$7,000.00	\$6,650.00	\$350.00	\$0.00
State/National/Law Enforcement Training/Conference Registration Fees	4 Registration	\$600.00	100.0000	\$2,400.00	\$2,280.00	\$120.00	\$0.00
MCSAP Vehicle Fuel	12 Months	\$24,883.00	100.0000	\$298,596.00	\$283,666.20	\$14,929.80	\$0.00
Vehicle Accessories, Maintenance and Repairs	1 Vehicle	\$8,000.00	100.0000	\$8,000.00	\$7,600.00	\$400.00	\$0.00
Maintenance of Computers/Laptops/Tablets and associated fees for installation in MCSAP Vehicles	1	\$2,992.35	100.0000	\$2,992.35	\$2,842.73	\$149.62	\$0.00
Admin. Fee for MCSAP Vehicles	53 Vehicle	\$65.00	100.0000	\$3,445.00	\$3,272.75	\$172.25	\$0.00
CVSA Membership	1 Yearly	\$19,100.00	100.0000	\$19,100.00	\$18,145.00	\$955.00	\$0.00
PSP MCEO/MCES Contract Uniform Maintenance	49 Per Employee	\$100.00	100.0000	\$4,900.00	\$4,655.00	\$245.00	\$0.00
Training Costs	1 Yearly	\$4,000.00	100.0000	\$4,000.00	\$3,800.00	\$200.00	\$0.00
Repairs to equipment, inspector equipment as needed	1 Item	\$2,500.00	100.0000	\$2,500.00	\$2,375.00	\$125.00	\$0.00
Cell Phone Service	12 Months	\$3,600.00	100.0000	\$43,200.00	\$41,040.00	\$2,160.00	\$0.00
Public Education and Outreach	1 Yearly	\$2,000.00	100.0000	\$2,000.00	\$1,900.00	\$100.00	\$0.00
Room Rentals/Facility Rentals for MCSAP Classes and Outreach Events	7 Per Rental	\$1,000.00	100.0000	\$7,000.00	\$6,650.00	\$350.00	\$0.00
	1	\$2,994.16	100.0000	\$2,994.16	\$2,844.45	\$149.71	\$0.00

Printing Costs for Training Materials	Estimated Total						
TOTAL: Other Costs				\$423,575.51	\$402,396.73	\$21,178.78	\$0.00

Enter a detailed explanation of how the 'other' costs were derived and allocated to the MCSAP project.

6/12/23 - Fuel and Maintenance of Computers in MCSAP Vehicles Reduced per Actual Funding.

WiFi Network - Training Room at CVSD (\$420 x 12 months = \$5,040).

Out of Service Decals (6 x 6) - Large Adhesive Decal for the Tractor/Trailer - 4,025 x .62 = \$2,495.50
 Out of Service Decals (6 x 4) - Static Decal for the Window - 4,000 x .36 = \$1,440.00

Shipping for Decals = \$264.50

Total for Out of Service Decals = \$4,200

CVSA Decals (average number of decals per quarter 4,850 x .32 = \$1,552 x 4 quarters) = \$6,208

Conference Registration Fees - \$7,000 COHMED - \$700 x 2 = \$1,400 CVSA Spring Conference - \$700 x 4 = \$2,800
 CVSA Fall Conference - \$700 x 4 = \$2,800

State/National/Law Enforcement Training/Conference Registration Fees- 4 x \$600 = \$2,400 Some examples include CMV Heavy Truck Reconstruction Training, ITD/PRISM Training, IT Users Workshop and Large Truck and Bus Enforcement Training.

MCSAP Vehicle Fuel for all MCSAP Vans deployed in the field and CVSD (53) = average monthly expenditures \$24,883 x 12 = \$298,596. The number of vehicles CVSD currently has assigned for MCSAP duties is 53.

Vehicle Accessories, Maintenance and Repairs - MCSAP Vehicles Deployed in Field and CVSD - \$8,000. (Tires, Routine Maintenance, Repairs).

Maintenance of Computers/Laptops/Tablets and Installation in MCSAP Vehicles - \$2,992.35 This estimated cost will cover the ongoing support and maintenance of the MCSAP program computers and tablets.

Administrative Fee for MCSAP Vehicles - \$3,445. Each year the PA Department of General Services handles all the vehicle registrations for MCSAP vehicles and charges a set amount per fiscal year (\$65/per vehicle). The amount shown above will cover the 53 MCSAP vehicles that are dedicated 100% to the MCSAP Program along with any prorated charges throughout the year as vehicles are turned in and new ones purchased.

CVSA Yearly Membership Dues = \$19,100.00

PSP MCES/MCEO Contract Uniform Maintenance Allowance (49 individual's x \$100 = \$4,900).

Training Costs - \$4,000 - This estimated cost would include outside vendors conducting MCSAP eligible training at our training facility or within Pennsylvania instead of sending employees out of state. The training costs would cover their instruction fee. The training costs listed in the travel are for the actual hotel, per diem costs for our employees.

Repairs to Equipment/Inspector Equipment - \$2,500 This line item will cover any type of repairs to MCSAP equipment that may occur during the grant period. (Training and Audio Visual Equipment located in Training Room along with inspector equipment that may be repaired instead of being replaced).

Cell Phone Service - 60 cell phones x Average Monthly Expenses \$60 = \$3,600 x 12 months = \$43,200. Cell Phones are assigned to 60 individuals that dedicate 100% of their time to MCSAP eligible activities throughout the state. The cell phones are only used for MCSAP.

Public Education and Outreach – We participate and conduct various MCSAP outreach and educational events throughout the state. Funding would be used to purchase tables, signs, banners, and portable tents for setup at safety events. Estimated costs would be approximately \$2,000.

Room Rentals/Facility Rentals for MCSAP Classes and Outreach Events – At various times during the year we participate and conduct outreach events and training that have associated room rental charges. Estimated costs would include renting at least 7 rooms/facilities for these events. 7 x \$1,000 per rental = \$7,000

Printing Costs – \$2,994.16 - As a result of the National Training Center (NTC) no longer providing hard copies of student materials, it will be necessary for us to secure a vendor for all printing needs for all material previously provided by NTC. This will include, but not be limited to, manuals, workbooks, charts, and any course material necessary to conduct NTC certification classes.

Part 4 Section 9 - Comprehensive Spending Plan

The Comprehensive Spending Plan is auto-populated from all line items in the tables and is in read-only format. Changes to the Comprehensive Spending Plan will only be reflected by updating the individual budget category table(s).

ESTIMATED Fiscal Year Funding Amounts for MCSAP			
	95% Federal Share	5% State Share	Total Estimated Funding
Total	\$16,474,931.00	\$867,102.00	\$17,342,033.00

Summary of MCSAP Funding Limitations	
Allowable amount for Overtime without written justification (15% of MCSAP Award Amount):	\$2,601,305.00
MOE Baseline:	\$2,348,639.17

Estimated Expenditures				
Personnel				
	Federal Share	State Share	Total Project Costs (Federal + Share)	MOE
MCE Supervisors (Civilian)	\$452,583.04	\$23,820.16	\$476,403.20	\$0.00
MCEO (Civilian)	\$1,909,645.92	\$100,507.68	\$2,010,153.60	\$0.00
MCE Program Admin. (Civilian)	\$144,356.78	\$7,597.72	\$151,954.50	\$0.00
MCE Specialist (Civilian)	\$380,241.68	\$20,012.72	\$400,254.40	\$0.00
Clerical Assistant 2 (Civilian)	\$93,866.18	\$4,940.32	\$98,806.50	\$0.00
Admin. Asst. (Civilian)	\$49,665.53	\$2,613.97	\$52,279.50	\$0.00
Program Analyst 2 (Civilian)	\$64,781.93	\$3,409.57	\$68,191.50	\$0.00
Program Analyst 1 (Civilian)	\$56,742.08	\$2,986.42	\$59,728.50	\$0.00
FT MCI (Enlisted)	\$1,623,833.96	\$85,464.94	\$1,709,298.90	\$1,709,298.90
PT MCI (Enlisted)	\$529,882.66	\$27,888.56	\$557,771.22	\$1,673,313.66
Program Analyst 3 (Civilian)	\$69,654.00	\$3,666.00	\$73,320.00	\$0.00
Salary Subtotal	\$5,375,253.76	\$282,908.06	\$5,658,161.82	\$3,382,612.56
All Enf. Personnel for Grant Period	\$1,555,051.20	\$81,844.80	\$1,636,896.00	\$0.00
Overtime subtotal	\$1,555,051.20	\$81,844.80	\$1,636,896.00	\$0.00
Personnel total	\$6,930,304.96	\$364,752.86	\$7,295,057.82	\$3,382,612.56

Fringe Benefits				
	Federal Share	State Share	Total Project Costs (Federal + State)	MOE
62 Civilian Positions	\$3,472,494.85	\$182,762.89	\$3,655,257.74	\$0.00
38 FT Enlisted Motor Carrier Inspectors	\$1,983,675.55	\$104,403.98	\$2,088,079.53	\$2,088,079.53
279 PT Enlisted Motor Carrier Inspectors	\$647,304.65	\$34,068.67	\$681,373.32	\$2,044,119.97
OT All Civilian and Enlisted	\$897,420.05	\$47,232.63	\$944,652.68	\$0.00
Fringe Benefits total	\$7,000,895.10	\$368,468.17	\$7,369,363.27	\$4,132,199.50

Travel				
	Federal Share	State Share	Total Project Costs (Federal + State)	MOE
MCES/MCEO Per Diem	\$9,775.50	\$514.50	\$10,290.00	\$0.00
In-State CVSD/Troop Travel	\$2,522.25	\$132.75	\$2,655.00	\$0.00
Compliance Review Travel	\$3,363.00	\$177.00	\$3,540.00	\$0.00
CVSA Spring Conference	\$8,170.00	\$430.00	\$8,600.00	\$0.00
CVSA Fall Conference	\$8,170.00	\$430.00	\$8,600.00	\$0.00
COHMED Conference	\$3,800.00	\$200.00	\$4,000.00	\$0.00
North American Inspectors Championship	\$4,085.00	\$215.00	\$4,300.00	\$0.00
Grants Management Training	\$4,892.50	\$257.50	\$5,150.00	\$0.00
FMCSA Required/Suggested Meetings/Conferences	\$3,325.00	\$175.00	\$3,500.00	\$0.00
NAS Part A, B & MCSAP PSP Week 3	\$73,957.50	\$3,892.50	\$77,850.00	\$0.00
General Hazardous Materials Training	\$12,326.25	\$648.75	\$12,975.00	\$0.00
Cargo Tank Training	\$12,326.25	\$648.75	\$12,975.00	\$0.00
Other Bulk Packaging Training	\$12,326.25	\$648.75	\$12,975.00	\$0.00
Compliance Review Training	\$5,605.00	\$295.00	\$5,900.00	\$0.00
Passenger Vehicle Training	\$12,326.25	\$648.75	\$12,975.00	\$0.00
Level VI Training/Update Training	\$3,287.00	\$173.00	\$3,460.00	\$0.00
MCI, MCES, MCEO Updates	\$58,852.50	\$3,097.50	\$61,950.00	\$0.00
Annual Updates (Locals)	\$5,700.00	\$300.00	\$6,000.00	\$0.00
Challenge Exam Recertifications	\$1,643.50	\$86.50	\$1,730.00	\$0.00
MCSAP Coordinator's Meeting	\$2,629.60	\$138.40	\$2,768.00	\$0.00
State/National/FMCSA Related Training	\$3,325.00	\$175.00	\$3,500.00	\$0.00
Data Quality Training	\$3,800.00	\$200.00	\$4,000.00	\$0.00
Mandatory Instructor Development Training	\$3,800.00	\$200.00	\$4,000.00	\$0.00
Pennsylvania Inspectors Championship	\$3,287.00	\$173.00	\$3,460.00	\$0.00
CMV Crash Investigation (Level 1 & Level 2)	\$7,600.00	\$400.00	\$8,000.00	\$0.00
Travel total	\$270,895.35	\$14,257.65	\$285,153.00	\$0.00

Equipment				
	Federal Share	State Share	Total Project Costs (Federal + State)	MOE
MCSAP Vehicles	\$172,045.00	\$9,055.00	\$181,100.00	\$0.00
Cargo Bedslides for Vehicles	\$52,250.00	\$2,750.00	\$55,000.00	\$0.00
Training Aides/Audio Visual Equipment	\$9,500.00	\$500.00	\$10,000.00	\$0.00
Equipment total	\$233,795.00	\$12,305.00	\$246,100.00	\$0.00

Supplies				
	Federal Share	State Share	Total Project Costs (Federal + State)	MOE
Computers/Laptops/Tablets and associated hardware and software	\$28,500.00	\$1,500.00	\$30,000.00	\$0.00
Cell Phone Replacement Costs (Per State Replacement Policy)	\$2,850.00	\$150.00	\$3,000.00	\$0.00
Inspector Equipment	\$43,470.10	\$2,287.90	\$45,758.00	\$0.00
Office Supplies	\$11,400.00	\$600.00	\$12,000.00	\$0.00
Portable Inspection Signs	\$1,900.00	\$100.00	\$2,000.00	\$0.00
Light Bars for MCSAP Vehicles	\$18,525.00	\$975.00	\$19,500.00	\$0.00
Uniforms (BDU's, Shirts, Hats, Belts, Holsters)	\$33,250.00	\$1,750.00	\$35,000.00	\$0.00
Regulations	\$18,354.00	\$966.00	\$19,320.00	\$0.00
New Vehicle Supplies	\$57,164.93	\$3,008.68	\$60,173.61	\$0.00
Training Aides/Audio Visual Equipment for Training Room/Classes	\$2,850.00	\$150.00	\$3,000.00	\$0.00
Supplies total	\$218,264.03	\$11,487.58	\$229,751.61	\$0.00

Contractual and Subaward				
	Federal Share	State Share	Total Project Costs (Federal + State)	MOE
Pennsylvania Public Utility Commission	\$1,418,380.22	\$74,651.59	\$1,493,031.81	\$0.00
Contractual and Subaward total	\$1,418,380.22	\$74,651.59	\$1,493,031.81	\$0.00

Other Costs				
	Federal Share	State Share	Total Project Costs (Federal + State)	MOE
Wifi Network at CVSD	\$4,788.00	\$252.00	\$5,040.00	\$0.00
Out of Service Decals - Tractor/Trailer	\$3,990.00	\$210.00	\$4,200.00	\$0.00
CVSA Decals	\$5,897.60	\$310.40	\$6,208.00	\$0.00
Conference Registration Fees (CVSA, COHMED)	\$6,650.00	\$350.00	\$7,000.00	\$0.00
State/National/Law Enforcement Training/Conference Registration Fees	\$2,280.00	\$120.00	\$2,400.00	\$0.00
MCSAP Vehicle Fuel	\$283,666.20	\$14,929.80	\$298,596.00	\$0.00
Vehicle Accessories, Maintenance and Repairs	\$7,600.00	\$400.00	\$8,000.00	\$0.00
Maintenance of Computers/Laptops/Tablets and associated fees for installation in MCSAP Vehicles	\$2,842.73	\$149.62	\$2,992.35	\$0.00
Admin. Fee for MCSAP Vehicles	\$3,272.75	\$172.25	\$3,445.00	\$0.00
CVSA Membership	\$18,145.00	\$955.00	\$19,100.00	\$0.00
PSP MCEO/MCES Contract Uniform Maintenance	\$4,655.00	\$245.00	\$4,900.00	\$0.00
Training Costs	\$3,800.00	\$200.00	\$4,000.00	\$0.00
Repairs to equipment, inspector equipment as needed	\$2,375.00	\$125.00	\$2,500.00	\$0.00
Cell Phone Service	\$41,040.00	\$2,160.00	\$43,200.00	\$0.00
Public Education and Outreach	\$1,900.00	\$100.00	\$2,000.00	\$0.00
Room Rentals/Facility Rentals for MCSAP Classes and Outreach Events	\$6,650.00	\$350.00	\$7,000.00	\$0.00
Printing Costs for Training Materials	\$2,844.45	\$149.71	\$2,994.16	\$0.00
Other Costs total	\$402,396.73	\$21,178.78	\$423,575.51	\$0.00

Total Costs				
	Federal Share	State Share	Total Project Costs (Federal + State)	MOE
Subtotal for Direct Costs	\$16,474,931.39	\$867,101.63	\$17,342,033.02	\$7,514,812.06
Total Costs Budgeted	\$16,474,931.39	\$867,101.63	\$17,342,033.02	\$7,514,812.06

Part 4 Section 10 - Financial Summary

The Financial Summary is auto-populated by the system by budget category. It is a read-only document and can be used to complete the SF-424A in Grants.gov. Changes to the Financial Summary will only be reflected by updating the individual budget category table(s).

- The system will confirm that percentages for Federal and State shares are correct for Total Project Costs. The edit check is performed on the **"Total Costs Budgeted"** line only.
- The system will confirm that Planned MOE Costs equal or exceed FMCSA funding limitation. The edit check is performed on the **"Total Costs Budgeted"** line only.
- The system will confirm that the Overtime value does not exceed the FMCSA funding limitation. The edit check is performed on the **"Overtime subtotal"** line.

ESTIMATED Fiscal Year Funding Amounts for MCSAP			
	95% Federal Share	5% State Share	Total Estimated Funding
Total	\$16,474,931.00	\$867,102.00	\$17,342,033.00

Summary of MCSAP Funding Limitations	
Allowable amount for Overtime without written justification (15% of MCSAP Award Amount):	\$2,601,305.00
MOE Baseline:	\$2,348,639.17

Estimated Expenditures				
	Federal Share	State Share	Total Project Costs (Federal + State)	Planned MOE Costs
Salary Subtotal	\$5,375,253.76	\$282,908.06	\$5,658,161.82	\$3,382,612.56
Overtime Subtotal	\$1,555,051.20	\$81,844.80	\$1,636,896.00	\$0.00
Personnel Total	\$6,930,304.96	\$364,752.86	\$7,295,057.82	\$3,382,612.56
Fringe Benefits Total	\$7,000,895.10	\$368,468.17	\$7,369,363.27	\$4,132,199.50
Travel Total	\$270,895.35	\$14,257.65	\$285,153.00	\$0.00
Equipment Total	\$233,795.00	\$12,305.00	\$246,100.00	\$0.00
Supplies Total	\$218,264.03	\$11,487.58	\$229,751.61	\$0.00
Contractual and Subaward Total	\$1,418,380.22	\$74,651.59	\$1,493,031.81	\$0.00
Other Costs Total	\$402,396.73	\$21,178.78	\$423,575.51	\$0.00
	95% Federal Share	5% State Share	Total Project Costs (Federal + State)	Planned MOE Costs
Subtotal for Direct Costs	\$16,474,931.39	\$867,101.63	\$17,342,033.02	\$7,514,812.06
Indirect Costs	\$0.00	\$0.00	\$0.00	NA
Total Costs Budgeted	\$16,474,931.39	\$867,101.63	\$17,342,033.02	\$7,514,812.06

Part 5 - Certifications and Documents

Part 5 includes electronic versions of specific requirements, certifications and documents that a State must agree to as a condition of participation in MCSAP. The submission of the CVSP serves as official notice and certification of compliance with these requirements. State or States means all of the States, the District of Columbia, the Commonwealth of Puerto Rico, the Commonwealth of the Northern Mariana Islands, American Samoa, Guam, and the Virgin Islands.

If the person submitting the CVSP does not have authority to certify these documents electronically, then the State must continue to upload the signed/certified form(s) through the "My Documents" area on the State's Dashboard page.

Part 5 Section 1 - State Certification

The State Certification will not be considered complete until the four questions and certification declaration are answered. Selecting 'no' in the declaration may impact your State's eligibility for MCSAP funding.

1. What is the name of the person certifying the declaration for your State? Robert Evanchick
2. What is this person's title? Pennsylvania State Police Commissioner
3. Who is your Governor's highway safety representative? Yassmin Gramian, PE
4. What is this person's title? Secretary of Transportation

The State affirmatively accepts the State certification declaration written below by selecting 'yes'.

- ☐ Yes
- ☒ Yes, uploaded certification document
- ☐ No

State Certification declaration:

I, Robert Evanchick, Pennsylvania State Police Commissioner , on behalf of the Commonwealth of PENNSYLVANIA, as requested by the Administrator as a condition of approval of a grant under the authority of [49 U.S.C. § 31102](#), as amended, certify that the Commonwealth satisfies all the conditions required for MCSAP funding, as specifically detailed in [49 C.F.R. § 350.211](#).

If there are any exceptions that should be noted to the above certification, include an explanation in the text box below.

Part 5 Section 2 - Annual Review of Laws, Regulations, Policies and Compatibility Certification

You must answer all three questions and indicate your acceptance of the certification declaration. Selecting 'no' in the declaration may impact your State's eligibility for MCSAP funding.

1. What is the name of your certifying State official? Robert Evanchick
2. What is the title of your certifying State official? Pennsylvania State Police Commissioner
3. What are the phone # and email address of your State official? revanchick@pa.gov

The State affirmatively accepts the compatibility certification declaration written below by selecting 'yes'.

- ☐ Yes
- ☒ Yes, uploaded certification document
- ☐ No

I, Robert Evanchick, certify that the Commonwealth has conducted the annual review of its laws and regulations for compatibility regarding commercial motor vehicle safety and that the Commonwealth's safety laws remain compatible with the Federal Motor Carrier Safety Regulations (49 CFR parts 390-397) and the Hazardous Materials Regulations (49 CFR parts 107 (subparts F and G only), 171-173, 177, 178, and 180) and standards and orders of the Federal government, except as may be determined by the Administrator to be inapplicable to a State enforcement program. For the purpose of this certification, Compatible means Commonwealth laws or regulations pertaining to interstate commerce that are identical to the FMCSRs and HMRs or have the same effect as the FMCSRs and identical to the HMRs and for intrastate commerce rules identical to or within the tolerance guidelines for the FMCSRs and identical to the HMRs.

If there are any exceptions that should be noted to the above certification, include an explanation in the text box below.

Part 5 Section 3 - New Laws/Legislation/Policy Impacting CMV Safety

Has the State adopted/enacted any new or updated laws (i.e., statutes) impacting CMV safety since the last CVSP or annual update was submitted?

☒ Yes ☐ No

In the table below, please provide the bill number and effective date of any new legislation. Include the code section which was changed because of the bill and provide a brief description of the legislation. Please include a statute number, hyperlink or URL, in the summary. Do NOT include the actual text of the Bill as that can be very lengthy.

Legislative Adoption			
Bill Number	Effective Date	Code Section Changed	Summary of Changes
Act. 63	01/06/2023	N/A	See Attached

Has the State adopted/enacted any new administrative actions or policies impacting CMV safety since the last CVSP?

☐ Yes ☒ No

Complement Summary

CIVILIAN AVERAGE BENEFIT RATE 89.81%

Last Data Update: 05/02/2022 12:18 AM

Query Last Refreshed At: 05/06/2022 10:57 AM BUDGET FY 22-23

					Calendar day	04/25/2022						
								Bi Weekly Average Salary	Bi Weekly Percentage Benefits (51.86%)	Bi Weekly Pay Period Benefits (\$770.17)	Total Benefits	Average Bi Weekly Benefit Percentage
Business area		Work Contract	Fund		Pos Fil, Vac, New	Full-time equivalent	Bi-weekly Amt					
20	State Police	Salary	1022000000	Gen Govt Operations	Not assigned	0.00	0.00					
					F	1,338.00	\$ 2,757,322.12					
					V	107.00	\$ 175,301.25					
					Result	1,445.00	\$ 2,932,623.37	\$2,029.50	\$1,052.50	\$770.17	\$1,822.67	89.81%
		Wage	1022000000	Gen Govt Operations	Not assigned	0.00	0.00					
					F	169.00	\$ 250,178.30					
					V	65.00	\$ 97,188.10					
					Result	234.00	\$ 347,366.40					
		Result				1,679.00	\$ 3,279,989.77					

Bi Weekly Percentage Benefits:

Social Security	6.20%
Medicare	1.45%
Workers Comp.	1.2586%
Leave Payout	3.58%
Retirement	39.37%

Total	51.86%
--------------	---------------

Bi Weekly Pay Period Benefits:

Health Insurance-Active	\$536.00
Health Insurance-Annuitant	\$230.00
Life Insurance	\$4.17

Total	\$770.17
--------------	-----------------

Complement Summary

ENLISTED AVERAGE BENEFIT RATE 122.16%

Last Data Update: 05/02/2022 12:18 AM

Query Last Refreshed At: 05/06/2022 10:10 AM Budget 22-23 Factors

Calendar day 04/25/2022									
Business area	Work Contract	Pos Fil, Vac, New	Fund	Job	Full-time equivalent	BI-weekly Amt			
20	State Police	Salary	F	1022000000	Gen Govt Operations	740600 St Plc Capt	35.00	\$ 204,982.40	
						740200 St Plc Cpl	370.00	\$ 3,584,378.40	
						740500 St Plc Lt	106.00	\$ 540,504.80	
						740700 St Plc Mjr	15.00	\$ 95,347.20	
						740300 St Plc Sgt	221.00	\$ 1,005,964.00	
						740100 St Plc Trpr	3,207.00	\$ 10,944,248.80	
								\$ 16,375,425.60	
								4,455	
		V	1022000000	Gen Govt Operations	740200 St Plc Cpl	24.00	\$ 85,632.00		
						740500 St Plc Lt	6.00	\$ 25,320.00	
						740300 St Plc Sgt	11.00	\$ 42,583.20	
						740100 St Plc Trpr	164.00	\$ 406,457.60	
		Result					4,660.00	\$ 16,935,418.40	

Bi Weekly Average Salary	Bi Weekly Percentage Benefits (63.55%)	Bi Weekly Pay Period Benefits (\$2,154.17)	Total Benefits	Average Bi Weekly Benefit Percentage
--------------------------	--	--	----------------	--------------------------------------

Bi Weekly Percentage Benefits:

Medicare	1.45%
Workers Comp.	1.2586%
Leave Payout	3.58%
Retirement	57.26%

Total 63.55%

Bi Weekly Pay Period Benefits:

Health Insurance-Active	\$650.00
Health Insurance-Annuitant	\$1,500.00
Life Insurance	\$4.17

Total \$2,154.17

FY 2023 Certification of MCSAP Conformance (Commonwealth Certification)

I, Robert Evanchick, Commissioner, on behalf of the Commonwealth of Pennsylvania, as requested by the Administrator as a condition of approval of a grant under the authority of 49 U.S.C. § 31102, as amended, do hereby certify as follows:

1. The Commonwealth has designated the Pennsylvania State Police as the Lead State Agency to administer the Commercial Vehicle Safety Plan (CVSP) throughout the Commonwealth for the grant sought and Pennsylvania State Police and the Pennsylvania Public Utility Commission to perform defined functions under the CVSP.
2. The Commonwealth has assumed responsibility for and adopted commercial motor carrier and highway hazardous materials safety regulations, standards and orders that are compatible with the FMCSRs and the HMRs, and the standards and orders of the Federal Government.
3. The Commonwealth will cooperate in the enforcement of financial responsibility requirements under 49 C.F.R. part 387.
4. The Commonwealth will enforce registration (i.e., operating authority) requirements under 49 U.S.C §§ 13902 and 31134 by prohibiting the operation of any vehicle discovered to be operating without the required registration or beyond the scope of the motor carrier's registration.
5. The laws of the Commonwealth provide the Commonwealth's enforcement officials right of entry (or other method the Commonwealth may use that is adequate to obtain the necessary information) and inspection sufficient to carry out the purposes of the CVSP, as approved.
6. The Lead Commonwealth Agency and any subrecipient of MCSAP funds have the legal authority, resources, and qualified personnel necessary to enforce the Commonwealth's commercial motor carrier, driver, and highway hazardous materials safety laws, regulations, standards, and orders.
7. The Commonwealth has undertaken efforts to emphasize and improve enforcement of Commonwealth and local traffic laws as they pertain to CMV safety.
8. The Commonwealth will obligate the funds or resources necessary to provide a matching share to the Federal assistance provided in the grant to administer the plan submitted and to enforce the Commonwealth's commercial motor carrier safety, driver, and hazardous materials laws, regulations, standards, and orders in a manner consistent with the approved plan.
9. The Commonwealth will maintain the maintenance of effort required under 49 C.F.R. § 350.225.
10. The Commonwealth requires that all reports required in the CVSP be available to FMCSA upon request, meets the reporting requirements, and uses the forms for recordkeeping, inspections, and investigations that FMCSA prescribes.

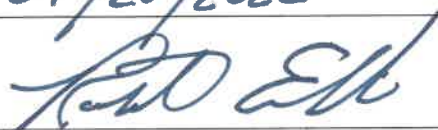
11. The Commonwealth implements performance-based activities, including deployment and maintenance of technology, to enhance the efficiency and effectiveness of CMV safety programs.
12. The Commonwealth dedicates sufficient resources to a program to ensure that accurate, complete, and timely motor carrier safety data are collected and reported, and to ensure the Commonwealth's participation in a national motor carrier safety data correction system prescribed by FMCSA.
13. The Commonwealth will ensure that the Lead Commonwealth Agency will coordinate the CVSP, data collection, and information systems with the Commonwealth highway safety improvement program under 23 U.S.C. § 148(c).
14. The Commonwealth will ensure participation in information technology and data systems as required by FMCSA for jurisdictions receiving MCSAP funding.
15. The Commonwealth will ensure that information is exchanged with other States in a timely manner.
16. The laws of the Commonwealth provide that the Commonwealth will grant maximum reciprocity for inspections conducted pursuant to the North American Standard Inspection procedure, through the use of a nationally accepted system allowing ready identification of previously inspected CMVs.
17. The Commonwealth will conduct comprehensive and highly visible traffic enforcement and CMV safety inspection programs in high-risk locations and corridors.
18. The Commonwealth will ensure that it has departmental policies stipulating that roadside inspections will be conducted at locations that are adequate to protect the safety of drivers and enforcement personnel.
19. The Commonwealth will ensure that, except in the case of an imminent or obvious safety hazard, an inspection of a vehicle transporting passengers for a motor carrier of passengers is conducted at a bus station, terminal, border crossing, maintenance facility, destination, or other location where motor carriers may make planned stops (excluding a weigh station).
20. The Commonwealth will address activities in support of the national program elements listed in 49 C.F.R. § 350.203.
21. The Commonwealth will ensure that detection of criminal activities and CMV size and weight enforcement activities described in 49 C.F.R. § 350.227(b) funded with MCSAP funds will not diminish the effectiveness of other CMV safety enforcement programs.
22. The Commonwealth will ensure that violation sanctions imposed and collected by the Commonwealth are consistent, effective, and equitable.

23. The Commonwealth will include, in the training manual for the licensing examination to drive a non-CMV and the training manual for the licensing examination to drive a CMV, information on best practices for safe driving in the vicinity of noncommercial and commercial motor vehicles.
24. The Commonwealth has in effect a requirement that registrants of CMVS demonstrate their knowledge of the applicable FMCSRs, HMRs, or compatible Commonwealth laws, regulations, standards, and orders on CMV safety.
25. The Commonwealth will transmit to its roadside inspectors at the notice of each Federal exemption granted pursuant to 49 U.S.C. § 31315(b) and 49 C.F.R. §§ 390.32 and 390.25 as provided to the Commonwealth by FMCSA, including the name of the person granted the exemption and any terms and conditions that apply to the exemption.
26. Except for a territory of the United States, the Commonwealth will conduct safety audits of interstate and, at the Commonwealth's discretion, intrastate new entrant motor carriers under 49 U.S.C. § 31144(g). The Commonwealth must verify the quality of the work conducted by a third party authorized to conduct safety audits under 49 U.S.C. § 31144(g) on its behalf, and the Commonwealth remains solely responsible for the management and oversight of the activities.
27. The Commonwealth will fully participate in the performance and registration information systems management program under 49 U.S.C. § 31106(b) not later than October 1, 2020, or demonstrates to FMCSA an alternative approach for identifying and immobilizing a motor carrier with serious safety deficiencies in a manner that provides an equivalent level of safety.
28. The Commonwealth will ensure that it cooperates in the enforcement of hazardous materials safety permits issued under subpart E of part 385 of this subchapter by verifying possession of the permit when required while conducting vehicle inspections and investigations, as applicable.
29. In the case of a State that shares a land border with another country, the State may conduct a border CMV safety program focusing on international commerce that includes enforcement and related projects or will forfeit all MCSAP funds based on border-related activities.
30. In the case that a Commonwealth meets all MCSAP requirements and funds operation and maintenance costs associated with innovative technology deployment with MCSAP funds, the Commonwealth agrees to comply with the requirements established in 49 C.F.R. subpart D.

Date

07/28/2022

Signature

A handwritten signature in blue ink, appearing to read "R.D. Elk", is written over a horizontal line.

**Commonwealth Compatibility Review of Laws, Regulations, Standards, and Orders on
CMV Safety Certification**

I, Robert Evanchick, Commissioner on behalf of the Commonwealth of Pennsylvania have the authority to make the following certification on behalf of the Commonwealth. I certify that the Commonwealth has conducted the annual review required by 49 C.F.R. section 350.303 of its laws, regulations, standards, and orders on commercial motor vehicle (CMV) safety and that the Commonwealth's safety laws, regulations, standards, and orders on CMV safety are compatible with the Federal Motor Carrier Safety Regulations (49 C.F.R. parts 390, 391, 392, 393, 395, 396, and 397) and the Hazardous Material Regulations (49 C.F.R. parts 107 (subparts F and G only), 171-173, 177, 178, and 180), except as may be determined by the Administrator to be inapplicable to a Commonwealth enforcement program.

For the purpose of this certification, *compatible* means Commonwealth laws, regulations, standards, and orders on CMV safety that:

- (1) As applicable to interstate commerce not involving the movement of hazardous materials:
 - (i) Are identical to or have the same effect as the FMCSRs; or
 - (ii) If in addition to or more stringent than the FMCSRs, have a safety benefit, do not unreasonably frustrate the Federal goal of uniformity, and do not cause an unreasonable burden on interstate commerce when enforced;
- (2) As applicable to intrastate commerce not involving the movement of hazardous materials:
 - (i) Are identical to or have the same effect as the FMCSRs; or
 - (ii) Fall within the limited variances from the FMCSRs allowed under 49 C.F.R. sections 350.305 or 350.307; and
- (3) As applicable to interstate and intrastate commerce involving the movement of hazardous materials, are identical to the HMRs.

(See Attached Addendum)


Signature of Certifying Official:



Title of Certifying Official:

Commissioner

Date of Certification:



Addendum to the State Certification and Certification of Compatibility Statements

The Pennsylvania State Police (PSP) has been informed by the Federal Motor Carrier Safety Administration (FMCSA), Pennsylvania Division Administrator's office, of a perceived regulatory incompatibility issue involving Title 49 CFR §350.305 (formerly § 350.341), relating to intrastate adoption of the Federal Motor Carrier Safety Regulations (FMCSRs). Specifically, FMCSA has called into question Pennsylvania's compliance with § 350.305(e) [formerly § 350.341(f)], which requires "All CMV drivers must be at least 18 years of age." This concern only has to do with drivers of vehicles between 17,001 pounds to 26,000 pounds, which are not transporting passengers or hazardous materials in an amount that require the driver to possess a commercial driver's license (CDL). For all vehicles requiring the driver to possess a CDL, this potential issue does not exist, as Pennsylvania has a minimum age requirement of 18 years of age to obtain a CDL. At present, it is PSP's position that Pennsylvania is in compliance with the requirements of § 350.305, because the federal regulation allows the states to give exemptions from parts or all of the regulations for those vehicles at or below 26,000 pounds, as long as the vehicle is not transporting passengers or hazardous materials in an amount that require the driver to possess a CDL.

Due to the potential discrepancy, Pennsylvania is unable to sign the state Certification and Certification of Compatibility as they are currently written. PSP is working on this issue with the Pennsylvania Department of Transportation (PennDOT) and their legal counsel, as the statutory authority for creating/amending Pennsylvania's Transportation Regulations falls under that agency. As part of this process, correspondence is being sent to FMCSA HQ, through channels, to request an exemption from this requirement under Title 49 CFR § 350.307. The PSP will continue to work with FMCSA to achieve a resolution to the matter.

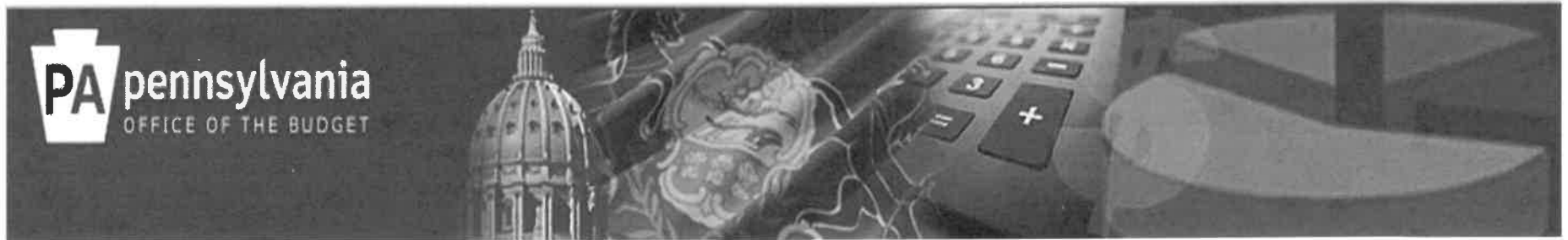
Certification of MCSAP Conformance (State Certification) Addendum

The Commissioner of the Pennsylvania State Police is delegated signature authority for the Commonwealth of Pennsylvania Certification in 2017 and subsequent years unless rescinded.

Date: 07/07/13
Location: Harrisburg, PA

A handwritten signature in black ink, appearing to read "Tom Wolf", is written over a horizontal line.

TOM WOLF
Governor
Commonwealth of Pennsylvania



2022-2023

BUDGET INSTRUCTIONS

**Governor's Budget Office
Office of the Budget
August 2021**

M110.1

**TABLE E
EMPLOYEE BENEFITS**

Benefit	Dollars Per Funded Pay Period	Percent	Comments
Health Insurance			
Active	\$536		
Annuitant	\$230		
State Police Active	\$650		
State Police Annuitant	\$1,500		Retired State Police have a separate annuitant program.
Social Security		6.20%	For 2022, 6.2% up to \$142,800 for survivors and old age retirement
Medicare		1.45%	
Life Insurance	\$4.17		
Workers' Compensation (composite rate)		2.6%	Rates based on agency experience as per Table H.
Unemployment Compensation		To be calculated	Agencies are billed for actual claims. See instructions for unemployment compensation in complement planning instructions.
Leave Payout			
Corrections		1.01%	
Human Services		0.95%	
State Police		3.58%	
Transportation		1.77%	
All other agencies		1.56%	

**TABLE F
RETIREMENT RATES**

Class	Category Description	Rate
A-5	Class A-5 Members	18.73%
A-6	Class A-6 Members	18.73%
DC	DC Plan Only Members	18.68%
A3	Age 65 Retirement	26.46%
A3	Age 55 Retirement	29.62%
A3	Park Rangers	27.48%
A3	Capitol Police	27.48%
A3	State Police	50.76%
A4	Age 65 Retirement	26.46%
A4	Age 55 Retirement	29.62%
A4	Park Rangers	27.48%
A4	Capitol Police	27.48%
A4	State Police	50.76%
AA	Age 60 Retirement	39.37%
AA	Age 50 Retirement	44.05%
AA	Park Rangers	40.16%
AA	Capitol Police	40.16%
AA	Enforcement Officers	44.05%
A	Age 60 Retirement	30.91%
A	Age 50 Retirement	34.79%
A	Park Rangers	33.22%
A	Capitol Police	33.22%
A	State Police	57.26%
A	Enforcement Officers	34.79%
D-4	Class D-4 Legislators	48.18%
E	Class E Members	51.55%

TABLE G OTHER PERSONNEL COSTS

For other than general classes make adjustments consistent with rates shown on list of employee benefits. Some commitment items may receive different employee benefits than shown below (for example, wage employees may be eligible for all benefits if considered full time). Adjust projections as necessary.

Commitment Item	Title	Benefits Applied
6112000	Salaries shift differential	Social Security, Medicare, Retirement, Workers' Compensation, Leave Payouts
6113000	Salaries higher class pay	Social Security, Medicare, Retirement, Workers' Compensation, Leave Payouts
6121000	Wages – regular hours (Varies by employee)	Social Security, Medicare, Workers' Compensation, Leave Payouts (may be eligible for all benefits if permanent and in some cases retirement).
6122000	Wages – shift differential	Social Security, Medicare, Workers' Compensation, Leave Payouts (In some cases retirement may apply)
6123000	Wages – higher class pay	Social Security, Medicare, Workers' Compensation, Leave Payouts (In some cases retirement may apply)
6131000	Overtime hours straight	Social Security, Medicare, Retirement, Workers' Compensation
6161000	Litigation arbitration payouts (varies)	Depending on the payouts, benefits may not apply
6163000	Rewards and bonuses (varies)	Social Security, Medicare, Workers' Compensation
6164000	Allowances	Social Security, Medicare, Workers' Compensation

TABLE H WORKERS' COMPENSATION RATES

Individual agency rates are calculated by modifying the composite rate for the commonwealth by several factors. One factor provides a basic underwriting charge for each agency based on payroll; another is a loss factor based on each agency's share of losses; and a third factor is a charge which is dependent on the increase or decrease in an agency's losses over time.

Positive loss prevention and control measures by each agency will contribute toward holding the line in the future on both commonwealth total losses and individual agency experience.

These rates will be applied to both state and federal programs for the entire 2022-23 fiscal year.

Factors below are shown as decimals.

Governor's Office	0.008000	Health	0.008000
Executive Offices	0.008000	Health Care Cost Containment Council	0.008000
Lt. Governor's Office	0.008000	Historical and Museum Commission	0.018360
Attorney General	0.008673	Human Services	0.038914
Auditor General	0.014095	Infrastructure Investment Authority	0.008000
Treasury	0.008000	Insurance	0.008000
Aging	0.008000	Labor and Industry	0.008000
Agriculture	0.014826	Liquor Control Board	0.026001
Banking and Securities	0.008000	Military and Veterans Affairs	0.028299
Civil Service Commission	0.008000	Milk Marketing	0.008000
Community and Economic Development	0.008000	Municipal Retirement System	0.008000
Conservation and Natural Resources	0.025335	Philadelphia Regional Port Authority	0.014287
Corrections	0.025675	Public School Employees' Retirement	0.008000
Drug and Alcohol Programs	0.008000	Public Utility Commission	0.008000
Education	0.008000	Revenue	0.008000
Emergency Management Agency	0.010129	State	0.008000
Environmental Hearing Board	0.008000	State Employees' Retirement System	0.008000
Environmental Protection	0.008000	State Police	0.012586
Ethics Commission	0.008000	Thaddeus Stevens	0.018603
Fish and Boat Commission	0.016183	Transportation	0.023364
Game Commission	0.021059	Legislature - House	0.008000
Gaming Control Board	0.008000	Legislature - Senate	0.008000
General Services	0.017540	Legislature - Other Agencies	0.008000

25143 - 09/01/22

PSP should include and detail the pre-clearance legislation that was passed

On July 11, 2022, the Governor of the Commonwealth of Pennsylvania signed Act 63 into law, known as the Weigh Station Preclearance Program Act, and becomes effective 180 days from the date of signing. The Act designates the Pennsylvania State Police (PSP) as the lead agency for implementing the program which is to be operated at each commercial vehicle roadside weight inspection station operated by PSP. The program shall conform with the commercial vehicle information systems and networks (CVISN) electronic screening truck inspection and weigh station preclearance standards authorized by the Federal Motor Carrier Safety Administration (FMCSA). The Act allows for multiple preclearance system providers and their systems may be GPS based or infrastructure based. Computer software and hardware, devices, and technology must be provided to PSP at no cost. The provider's systems must meet the FMCSA requirements for core compliance with the CVISN electronic screening truck inspection and weigh station preclearance standards. Communications with the driver must follow hands free operation and distracted driver state laws and regulations. PSP is required to establish standards for the program, including pull in rates and may establish policies, standards, rules, and regulations needed to implement the act. PSP, along with other Commonwealth agencies will have unrestricted access to roadside event data, including real-time event data and real-time sensor data.

Part 2 – Section 3 – Roadside Inspections

In FFY 2023, the total number of projected activities as listed in the CVSP was changed to match the Average 2014/2015 Activities (118,449) to remain eligible for reimbursement for Non-CMV Traffic Enforcement.

We have re-calculated the average number of inspections by utilizing an average from the past three federal fiscal years. This has resulted in a reduction of the estimated number of inspections for FFY 2023 as follows:

PSP – 68,013

PUC – 2,500

Municipal – 17,299

Total Projected Inspections for FFY 2023 will be 87,812

Part 2 – Section 4 – Investigations

The Motor Carrier Enforcement Supervisor and Motor Carrier Enforcement Officers are currently dedicating 100% of their time to compliance reviews and inspections.

A significant increase in the number of new applicant carriers combined with additional vacancies within the Public Utility Commission (PUC), who serves as a subgrantee, has led to a proportional increase in the number of overdue safety audits. To decrease the growing number of overdue safety audits, PSP will train and certify six full-time compliance review investigators to conduct new entrant safety audits. PSP will assist PUC with reducing the total number of overdue safety audits. This change in activities will result in the reduction of compliance reviews estimated for the FFY 23 Grant Funding.

Previous Estimated Amount: 104

New Estimated Amount: 80

(FFY 23 Number of Compliance Reviews Completed as of 6/9/23 is 75). Compliance Review Investigators will dedicate one week per month of the remaining Federal Fiscal Year to conducting compliance reviews.

Part 2 – Section 9 – New Entrant Safety Audits

Narrative – Pennsylvania State Police will assist in handling over dues and the current increase in inventory as needed.

Currently the Pennsylvania State Police (PSP) has an approved subgrantee, Pennsylvania Public Utility Commission (PUC), to conduct New Entrant Safety Audits for the Commonwealth. A significant increase in the number of new applicant carriers combined with additional vacancies within the PUC has led to a proportional increase in the number of overdue safety audits. PSP will train and certify six full-time compliance review investigators to conduct new entrant safety audits and assist PUC with reducing the total number of overdue safety audits.

Activities:

Training for the Motor Carrier Enforcement Supervisor (MCES) and Motor Carrier Enforcement Officers (MCEOs) has been planned to occur during the last full week of July 2023. After training, PSP will be mentored by the Public Utility Commission (PUC) during the months of August and early September. All trained PSP personnel will participate in a monthly new entrant safety audit blitz. It is estimated that PSP has the ability to clear 96 safety audits during each blitz (6 MCEOs/MCES x 4 days x 4 SA/ofc). Additionally, of the remaining three weeks, PSP MCEOs will dedicate two weeks and the MCES will dedicate one week to conducting new entrant safety audits resulting in an estimated 55 additional safety audits being cleared [(5 MCEOs x 5 SA/ofc/wk. x 2 wk.) + (1 MCES x 5 SA/wk. x 1 wk.)]. PSP estimates they can assist the PUC as needed in clearing a total of 151 additional safety audits per month.

Part 4 – Section 2 – Personnel (Salaries)

Part 4 – Section 3 – Fringe Benefits

Proposed

9 MCEs	- 2
40 MCEO	- 1
1 Program Administrator	+ 1
6 Motor Carrier Enf. Spec.	+ 1
2 Program Analyst	+ 1

Actual

7 MCEs
39 MCEO
2 Program Administrators
7 Motor Carrier Enf. Spec.
3 Program Analyst

Reduce Salaries by \$92,669.15

Reduce Fringe Benefits Associated with Salaries by \$99,888.08

Part 4 – Section 8 – Other Costs

Proposed

MCSAP Vehicle Fuel	
\$307,632.00	- \$9,036.00

Actual

\$298,596.00

Maintenance of Computers/
In MCSAP Vehicles

\$8,065.12	- \$5,072.77
------------	--------------

\$2,992.35

Total Reduction in Budget \$206,666