



RHODE ISLAND

Commercial Vehicle Safety Plan

Federal Motor Carrier Safety Administration's Motor Carrier Safety Assistance Program

**Fiscal Years 2020 - 2022
Annual Update FY 2022**

Date of Approval: September 09, 2022

FINAL CVSP



**U.S. Department of Transportation
Federal Motor Carrier Safety Administration**

Part 1 - MCSAP Overview

Part 1 Section 1 - Introduction

The Motor Carrier Safety Assistance Program (MCSAP) is a Federal grant program that provides financial assistance to States to help reduce the number and severity of accidents and hazardous materials incidents involving commercial motor vehicles (CMV). The goal of the MCSAP is to reduce CMV-involved accidents, fatalities, and injuries through consistent, uniform, and effective CMV safety programs.

A State lead MCSAP agency, as designated by its Governor, is eligible to apply for grant funding by submitting a commercial vehicle safety plan (CVSP), in accordance with the provisions of [49 CFR 350.209, 350.211 and 350.213](#). The lead agency must submit the State's CVSP to the FMCSA Division Administrator on or before the due date each year. For a State to receive funding, the CVSP needs to be complete and include all required documents. Currently, the State must submit a performance-based plan or annual update each year to receive MCSAP funds.

The online CVSP tool (eCVSP) outlines the State's CMV safety objectives, strategies, activities and performance measures and is organized into the following five parts:

- Part 1: MCSAP Overview (FY 2020 - 2022)
- Part 2: Crash Reduction and National Program Elements (FY 2020 - 2022)
- Part 3: National Emphasis Areas and State Specific Objectives (FY 2020 - 2022)
- Part 4: Financial Information (FY 2022)
- Part 5: Certifications and Documents (FY 2022)

You will find that each of the five eCVSP parts listed above contains different subsections. Each subsection category will provide you with detailed explanation and instruction on what to do for completing the necessary tables and narratives.

The MCSAP program includes the eCVSP tool to assist States in developing and monitoring their grant applications. The eCVSP provides ease of use and promotes a uniform, consistent process for all States to complete and submit their plans. States and territories will use the eCVSP to complete the CVSP and to submit a 3-year plan or an Annual Update to a 3-year plan. As used within the eCVSP, the term 'State' means all the States, the District of Columbia, the Commonwealth of Puerto Rico, the Commonwealth of the Northern Mariana Islands, American Samoa, Guam, and the Virgin Islands.

REMINDERS FOR FY 2022:

Multi-Year plans—All States will be utilizing the multi-year CVSP format. This means that objectives, projected goals, and activities in the plan will cover a full three-year period. The financial information and certifications will be updated each fiscal year.

Annual Updates for Multi-Year plans—States in Year 2 or Year 3 of a multi-year plan will be providing an Annual Update only. States will review the project plan submitted the previous year and indicate any updates for the upcoming fiscal year by answering the "Yes/No" question provided in each Section of Parts 1-3.

- If Yes is indicated selected, the information provided for Year 1 will be editable and State users can make any necessary changes to their project plan. (Note: Trend Analysis information that supports your current activities is not editable.) Answer carefully as there is only one opportunity to select "Yes" before the question is locked.
- If "No" is selected, then no information in this section will be editable and the user should move forward to the next section.

All multi-year and annual update plans have been pre-populated with data and information from their FY 2021 plans. States must carefully review and update this information to reflect FY 2022 activities prior to submission to FMCSA. The financial information and certifications will be updated each fiscal year.

- Any information that is added should detail major programmatic changes. Do not include minor modifications that reflect normal business operations (e.g., personnel changes).
- Add any updates to the narrative areas and indicate changes by preceding it with a heading (e.g., FY 2022 update). Include descriptions of the changes to your program, including how data tables were modified.
- The Trend Analysis areas in each section are only open for editing in Year 1 of a three-year plan. This data is not editable in Years 2 and 3.

Personally Identifiable Information - PII is information which, on its own or matched with other data, would permit identification of an individual. Examples of PII include: name, home address, social security number, driver's license number or State-issued identification number, date and/or place of birth, mother's maiden name, financial, medical, or educational

records, non-work telephone numbers, criminal or employment history, etc. PII, if disclosed to or altered by unauthorized individuals, could adversely affect the Agency's mission, personnel, or assets or expose an individual whose information is released to harm, such as identity theft.

States are reminded **not** to include any PII in their CVSP. The final CVSP approved by FMCSA is required to be posted to a public FMCSA website.

Part 1 Section 2 - Mission/Goal Statement

Please review the description of your State's lead CMV agency's goals or mission. Are there changes that need to be made for the upcoming fiscal year? Before selecting "yes," make sure there are changes to be made as once selected, this answer cannot be changed.

- ☐ Yes, the information in this section must be updated for this upcoming fiscal year. I understand that I must click "Save" to save any changes.
- ☐ No, the information in this section remains valid for the upcoming fiscal year and no updates are necessary.

Instructions:

Briefly describe the mission or goal of the lead State commercial motor vehicle safety agency responsible for administering this Commercial Vehicle Safety Plan (CVSP) throughout the State.

NOTE: Please do not include information on any other FMCSA grant activities or expenses in the CVSP.

The Rhode Island State Police is a full service, statewide law enforcement agency whose mission is to fulfill the law enforcement needs of the people with the highest degree of fairness, professionalism and integrity, and protect the inherent rights of the people to live their lives in freedom and safety. To this end, Division employees shall perform their respective patrol, investigative and support functions to the best of their ability and cooperate with other State Agencies, as well as with local and Federal authorities. The Rhode Island State Police Commercial Enforcement Unit (CEU) continues to serve as the lead agency of the MCSAP program in the state of Rhode Island. The CEU is comprised of full-time and auxiliary staff working with non-funded participating partners from local enforcement agencies. The CEU is committed to a commercial vehicle safety program that nests with the Federal Motor Carrier Safety Administration's goals to use innovative and traditional enforcement to address the causes for crashes; embrace the implementation of CSA; the continual improvement of data collection and quality; and passenger carrier enforcement. Our primary mission is to support national and state goals of reducing fatalities and injuries that are the result of crashes involving large trucks and buses. Rhode Island has held an average rate of truck related fatalities at .042 per one hundred million (VMT) for the past six year periods. Rhode Island's goal is to continuously work to improve this rate and hopes further reductions in the future.

Data Source: <http://ai.fmcsa.dot.gov/CrashStatistics/TruckBusFatalityRate.aspx>

Part 1 Section 3 - MCSAP Structure Explanation

Please review your State's CMV enforcement program description. You must answer the questions about your grant activities. You must select "yes" to make changes.

- ☐ Yes, the information in this section must be updated for this upcoming fiscal year. I understand that I must click "Save" to save any changes.
- ☐ No, the information in this section remains valid for the upcoming fiscal year and no updates are necessary.

Instructions:

Answer the questions about your grant activities and briefly describe the State's commercial motor vehicle (CMV) enforcement program funded by the MCSAP grant. Please do not include activities or expenses associated with any other FMCSA grant program.

Complete the check boxes below if they affirmatively apply to this CVSP:

- ☐ Initiatives involving "rural roads" are specifically included in this CVSP.
- ☐ The State has voluntarily submitted an annual Training Plan to the National Training Center (NTC).

This section of the 2022 eCVSP was adjusted to reflect the command structure changes that occurred in the RI State Police Commercial Enforcement since the 2020 eCVSP was submitted. The changes are highlighted in bold.

The Rhode Island State Police Commercial Enforcement Unit (CEU) is the MCSAP lead agency for the State of Rhode Island. Performing in this role since its inception, for over 30 years, the CEU has adapted effectively to the many challenges associated ensuring that Rhode Island remains a major contributor in improving the safety of the Nation's transportation system. The Rhode Island State Police and the CEU enjoys this success as the result of a strong partnership with the Federal Motor Carrier Safety Administration and other state and local agencies that are stakeholders in highway safety. We remain firmly committed to our highway safety goals and continuing our very successful program that has been validated year after year in our ability to meet established goals in an ever-changing transportation environment. The State of Rhode Island has not adopted the applicable sections of 49 CFR part 385 or 386 but has other existing applicable authority to place a vehicle OOS roadside. Our FY2022 Commercial Vehicle Safety Plan (CVSP) reflects a thorough effort that ensures the effective use of limited resources. We have leveraged the latest technologies in data collection to help focus our resources to yield the most effective and efficient impact on highway safety. Additionally, we are always seeking new and innovative ways to conduct operations to serve as a force multiplier in our continued progress in reducing the truck related crash and fatality rates.

The CEU consists of one (1) Lieutenant, one (1) Sergeant serving and one (1) Corporal serving as the MCSAP Coordinator and administrators, (1) one member dedicated to conducting Compliance Reviews, one (1) member dedicated to New Entrant Reviews, and four (4) full-time roadside inspectors. Eight (8) members have been fully certified as a NASTI Level I inspector. Eight (8) members are certified in General Hazardous Materials, HM Bulk Package, and Motor Coach. In addition, **the CEU has seven (7) part-time members**, who are qualified Level I inspectors and conduct inspections while on regular duty and during special details. **Also, one (1) full-time and one (1) part-time member have been trained to conduct New Entrant Audits and assist when needed. There are currently fifteen (15) certified inspectors from local agencies who conduct inspections on a part time basis.** Local agencies with certified MCSAP inspectors do not receive state or federal funding. The CEU employs one (1) full-time civilian as a Data Entry Coordinator/Transportation Assistant and also utilizes the division's RMS Project Manager to assist in this role when needed.

Although the primary focus of the CEU is the improvement of Commercial Motor Vehicle Safety, other duties are required of its members. Three (3) troopers currently hold positions with other, part-time units: Marine Unit, Dive Team, K-9 Unit, Hostage Negotiation Unit. Several unit members are also called upon to instruct during in-service and academy training throughout the year. In addition to these part-time units, Troopers are routinely required to fill barracks vacancies due to department-wide shortages (these duties are not funded through the MCSAP program).

Due to manpower shortages both NCOs have been required to accept additional administrative office duties, thus reducing their contributions to inspection activities. Additionally, the CEU is responsible for managing the Division's Tow Policy, this includes: oversight of tow vendors, review of companies and drivers, disciplinary actions and facility

inspections (these duties are not funded through the MCSAP program).

Activities of the Commercial Enforcement Unit are focused on the reduction of Commercial Motor Vehicle Crashes throughout the State. The State of Rhode Island is committed in its partnership with the FMCSA to continuously reduce commercial motor vehicle crashes.

"FY 2022 Updates"

5/25/2022: Since the 2022 CVSP was originally submitted in August of 2021 the RISP part-time members were increase from four (4) members to seven (7) members. Also, the number of inspectors from local agencies was decreased from sixteen (16) to fifteen (15) during this time.

Part 1 Section 4 - MCSAP Structure

Please review your State's MCSAP structure information. Are there changes that need to be made for the upcoming fiscal year? Before selecting "yes," make sure there are changes to be made as once selected, this answer cannot be changed.

- ☐ Yes, the information in this section must be updated for this upcoming fiscal year. I understand that I must click "Save" to save any changes.
- ☐ No, the information in this section remains valid for the upcoming fiscal year and no updates are necessary.

Instructions:

Complete the following tables for the MCSAP lead agency, each subrecipient and non-funded agency conducting eligible CMV safety activities.

The tables below show the total number of personnel participating in MCSAP activities, including full time and part time personnel. This is the total number of non-duplicated individuals involved in all MCSAP activities within the CVSP. (The agency and subrecipient names entered in these tables will be used in the National Program Elements—Roadside Inspections area.)

The national program elements sub-categories represent the number of personnel involved in that specific area of enforcement. FMCSA recognizes that some staff may be involved in more than one area of activity.

Lead Agency Information	
Agency Name:	RHODE ISLAND STATE POLICE
Enter total number of personnel participating in MCSAP activities	15
National Program Elements	Enter # personnel below
Driver and Vehicle Inspections	15
Traffic Enforcement Activities	15
Investigations*	3
Public Education and Awareness	8
Data Collection and Reporting	1
* Formerly Compliance Reviews and Includes New Entrant Safety Audits	

Subrecipient Information	
Agency Name:	
Enter total number of personnel participating in MCSAP activities	0
National Program Elements	Enter # personnel below
Driver and Vehicle Inspections	0
Traffic Enforcement Activities	0
Investigations*	0
Public Education and Awareness	0
Data Collection and Reporting	0
* Formerly Compliance Reviews and Includes New Entrant Safety Audits	

Non-funded Agency Information	
Total number of agencies:	7
Total # of MCSAP Participating Personnel:	15

Part 2 - Crash Reduction and National Program Elements

Part 2 Section 1 - Overview

Part 2 allows the State to provide past performance trend analysis and specific goals for FY 2020 - 2022 in the areas of crash reduction, roadside inspections, traffic enforcement, audits and investigations, safety technology and data quality, and public education and outreach.

Note: For CVSP planning purposes, the State can access detailed counts of its core MCSAP performance measures. Such measures include roadside inspections, traffic enforcement activity, investigation/review activity, and data quality by quarter for the most recent five fiscal years using the Activity Dashboard on the A&I Online website. The Activity Dashboard is also a resource designed to assist the State with preparing their MCSAP-related quarterly reports and is located at: <https://ai.fmcsa.dot.gov>. A user id and password are required to access this system.

In addition, States can utilize other data sources available on the A&I Online website as well as internal State data sources. It is important to reference the data source used in developing problem statements, baselines and performance goals/objectives.

Part 2 Section 2 - CMV Crash Reduction

Please review the description of your State's crash reduction problem statement, goals, program activities and monitoring. Are there changes that need to be made for the upcoming fiscal year? Before selecting "yes," make sure there are changes to be made as once selected, this answer cannot be changed.

- ☐ Yes, the information in this section must be updated for this upcoming fiscal year. I understand that I must click "Save" to save any changes.
- ☐ No, the information in this section remains valid for the upcoming fiscal year and no updates are necessary.

The primary mission of the Federal Motor Carrier Safety Administration (FMCSA) is to reduce crashes, injuries and fatalities involving large trucks and buses. MCSAP partners also share the goal of reducing commercial motor vehicle (CMV) related crashes.

Trend Analysis for 2014 - 2018

Instructions for all tables in this section:

Complete the tables below to document the State's past performance trend analysis over the past five measurement periods. All columns in the table must be completed.

- Insert the beginning and ending dates of the five most recent State measurement periods used in the Measurement Period column. The measurement period can be calendar year, Federal fiscal year, State fiscal year, or any consistent 12-month period for available data.
- In the Fatalities column, enter the total number of fatalities resulting from crashes involving CMVs in the State during each measurement period.
- The Goal and Outcome columns relate to each other and allow the State to show its CVSP goal and the actual outcome for each measurement period. The goal and outcome must be expressed in the same format and measurement type (e.g., number, percentage, etc.).
 - In the Goal column, enter the goal from the corresponding CVSP for the measurement period.
 - In the Outcome column, enter the actual outcome for the measurement period based upon the goal that was set.
- Include the data source and capture date in the narrative box provided below the tables.
- If challenges were experienced while working toward the goals, provide a brief narrative including details of how the State adjusted the program and if the modifications were successful.
- The Trend Analysis area is only open for editing during Year 1 of a 3-year plan. This data is not editable in Years 2 and 3.

ALL CMV CRASHES

Select the State's method of measuring the crash reduction goal as expressed in the corresponding CVSP by using the drop-down box options: (e.g. large truck fatal crashes per 100M VMT, actual number of fatal crashes, actual number of fatalities, or other). Other can include injury only or property damage crashes.

Goal measurement as defined by your State: Actual # Fatal Crashes

If you select 'Other' as the goal measurement, explain the measurement used in the text box provided:

Measurement Period (Include 5 Periods)		Fatalities	Goal	Outcome
Begin Date	End Date			
10/01/2017	09/30/2018	1	2	1
10/01/2016	09/30/2017	8	2	8
10/01/2015	09/30/2016	2	3	2
10/01/2014	09/30/2015	4	4	4
10/01/2013	09/30/2014	5	2	5

MOTORCOACH/PASSENGER CARRIER CRASHES

Select the State's method of measuring the crash reduction goal as expressed in the corresponding CVSP by using the drop-down box options: (e.g. large truck fatal crashes per 100M VMT, actual number of fatal crashes, actual number of fatalities, other, or N/A).

Goal measurement as defined by your State: Actual # Fatal Crashes

If you select 'Other' or 'N/A' as the goal measurement, explain the measurement used in the text box provided:

Measurement Period (Include 5 Periods)		Fatalities	Goal	Outcome
Begin Date	End Date			
10/01/2017	09/30/2018	0	0	0
10/01/2016	09/30/2017	0	0	0
10/01/2015	09/30/2016	0	0	0
10/01/2014	09/30/2015	1	0	1
10/01/2013	09/30/2014	1	0	1

Hazardous Materials (HM) CRASH INVOLVING HM RELEASE/SPILL

Hazardous material is anything that is listed in the hazardous materials table or that meets the definition of any of the hazard classes as specified by Federal law. The Secretary of Transportation has determined that hazardous materials are those materials capable of posing an unreasonable risk to health, safety, and property when transported in commerce. The term hazardous material includes hazardous substances, hazardous wastes, marine pollutants, elevated temperature materials, and all other materials listed in the hazardous materials table.

For the purposes of the table below, HM crashes involve a release/spill of HM that is part of the manifested load. (This does not include fuel spilled from ruptured CMV fuel tanks as a result of the crash).

Select the State's method of measuring the crash reduction goal as expressed in the corresponding CVSP by using the drop-down box options: (e.g., large truck fatal crashes per 100M VMT, actual number of fatal crashes, actual number of fatalities, other, or N/A).

Goal measurement as defined by your State: Actual # Fatal Crashes

If you select 'Other' or 'N/A' as the goal measurement, explain the measurement used in the text box provided:

Measurement Period (Include 5 Periods)		Fatalities	Goal	Outcome
Begin Date	End Date			
10/01/2017	09/30/2018	1	0	1
10/01/2016	09/30/2017	0	0	0
10/01/2015	09/30/2016	0	0	0
10/01/2014	09/30/2015	0	0	0
10/01/2013	09/30/2014	0	0	0

Enter the data sources and capture dates of the data listed in each of the tables above.

FMCSA Motor Carrier Management Information System (MCMIS) data snapshot as of 05/31/2019, including crash records through 01/31/2019.

Narrative: Describe any difficulties achieving the goal, problems encountered, obstacles overcome, lessons learned, etc.

The State of Rhode Island will continue its efforts to reduce commercial motor vehicle related crashes in FFY 2020-2022. Rhode Island will make every effort to adhere to this plan in an attempt to continue to improve the state's crash rate. While in pursuit of a total crash rate reduction, our concurrent, and more important goal, will be to further reduce CMV related fatalities.

Narrative Overview for FY 2020 - 2022**Instructions:**

The State must include a reasonable crash reduction goal for their State that supports FMCSA's mission to reduce the national number of crashes, injuries and fatalities involving commercial motor vehicles. The State has flexibility in setting its goal and it can be based on raw numbers (e.g., total number of fatalities or CMV crashes), based on a rate (e.g., fatalities per 100 million VMT), etc.

Problem Statement Narrative: Describe the identified problem, include baseline data and identify the measurement method.

A comparison of federal fiscal years 2014 and 2018 reveals a decrease in the total number of commercial motor vehicle fatal crashes 5/1 respectively.

Analysis of data collected indicates that the State of Rhode Island possesses a crash corridor located on a portion of Interstate routes 95 and 195. As with previous years, Rhode Island's crash corridor is the one identifiable location within the State that can be addressed as a specific problem area. In 2018, the crash corridor accounted for approximately 35% of all CMV crashes, statewide.

As with any study, a relatively small sample size hampers the ability of examiners to identify causal trends that would assist in the development of specific enforcement strategies to reduce fatal CMV crashes.

Crash reduction and the resulting reduction of fatalities is the primary goal of the FMCSA and its participating partners. In an effort to reduce CMV related crashes, a variety of strategies will be employed throughout the year. Although there are different sections of this plan, the approach to crash reduction will include roadside inspections with a greater concentration on traffic enforcement activities, compliance reviews, and education and awareness. This will include a strategy to address a specific, identifiable area along the interstate highway system. The reviewers of this plan will note similarities between this and other sections that will attempt to make the most efficient use of the limited resources available.

Enter the data source and capture date:

FMCSA Motor Carrier Management Information System (MCMIS) data snapshot as of 05/31/2019, including crash records through 01/31/2019.

Projected Goal for FY 2020 - 2022:

In the table below, state the crash reduction goal for each of the three fiscal years. The method of measurement should be consistent from year to year. For example, if the overall crash reduction goal for the three year period is 12 percent, then each annual goal could be shown as 4 percent.

Fiscal Year	Annual Crash Reduction Goals
2020	1
2021	1
2022	1

Crash reduction will continue to be one of the primary components of Rhode Island's safety plan each year. For FFY2018 Rhode Island experienced a decrease in the number of CMV fatal crashes from 5 to 1 when comparing FFY2014 to

FFY2018. The crash reduction goal for FFY 2020 - 2022 is a 3% reduction in total CMV crashes statewide, using FFY 2018 as a baseline.

Program Activities for FY 2020 - 2022: States must indicate the activities, and the amount of effort (staff hours, inspections, traffic enforcement stops, etc.) that will be resourced directly for the program activities purpose.

Inspectors will be instructed to make the most efficient use of their time and effort and take advantage of circumstances that will allow them to produce the most effective outcome. Currently, Rhode Island has four (4) full-time roadside inspectors. 2 full-time inspectors are on a rotating schedule to conduct daily size and weight activities. These size and weight activities are not billed to the MCSAP Grant. The remainder of the unit is dedicated to either administrative or investigative work. Additional part-time inspectors will assist with the support of this plan during their regular patrol activities. Activity will include a dedicated number of hours for Traffic Enforcement Activities throughout the State with a concentration in the Crash Corridor. Concentration in the crash corridor will have the multiplying effect of allowing inspectors to focus on both traffic enforcement and Level III inspections. Each full-time inspector will be assigned eight (8) hours of Traffic Enforcement patrol each week. In order to make the most efficient use of limited manpower, approximately 75% (6 hrs.) of the Traffic Enforcement activities will be concentrated in the crash corridor area. The remaining 25% (2 hrs.) will be spread throughout the state. While troopers traffic enforcement efforts will concentrate on CMVs, they will monitor the driving behavior of all vehicles and conduct traffic enforcement when violations are observed.

Performance Measurements and Monitoring: The State will monitor the effectiveness of its CMV Crash Reduction Goal quarterly and annually by evaluating the performance measures and reporting results in the required Standard Form - Performance Progress Reports (SF-PPRs).

Describe how the State will conduct ongoing monitoring of progress in addition to quarterly reporting.

Measurement will be achieved by a comparison of total crashes at the end of each measurement period. Quarterly reports will reflect a measurement of crashes and inspections produced to track program effectiveness.

Traffic enforcement activity levels will be monitored on a monthly basis. Hourly commitments will be reported to the MCSAP Coordinator on a quarterly basis. Measurement will also include number of inspections produced, number and type of violations discovered as well as Out of Service totals. The program activity measure will be the attainment of the goal reduction of 3% fewer crashes statewide.

To evaluate the effectiveness of activity as it relates to the total number of crashes within the crash corridor will require monitoring on a regular basis. Activities will be reported and assessed on a quarterly and annual schedule. Information collected will be compared to the same time period from the previous year. Effectiveness will be measured through the attainment of the goal set within the performance objective. statewide reduction goals of crashes.

Part 2 Section 3 - Roadside Inspections

Please review the description of your State's overall inspection program and identify if changes are needed for the upcoming fiscal year. You must also update the projected roadside inspection goals for the upcoming fiscal year. You must select "yes" to make changes.

- ☐ Yes, the information in this section must be updated for this upcoming fiscal year. I understand that I must click "Save" to save any changes.
- ☐ No, the information in this section remains valid for the upcoming fiscal year and no updates are necessary.

In this section, provide a trend analysis, an overview of the State's roadside inspection program, and projected goals for FY 2020 - 2022. The Trend Analysis area is only open for editing during Year 1 of a 3-year plan. This data is not editable during Years 2 and 3.

Note: In completing this section, do NOT include border enforcement inspections. Border Enforcement activities will be captured in a separate section if applicable.

Trend Analysis for 2014 - 2018

Inspection Types	2014	2015	2016	2017	2018
Level 1: Full	1486	1405	1562	1522	1475
Level 2: Walk-Around	858	1088	594	656	670
Level 3: Driver-Only	661	1047	1274	1625	766
Level 4: Special Inspections	0	8	4	0	0
Level 5: Vehicle-Only	121	157	147	200	113
Level 6: Radioactive Materials	0	0	0	0	0
Total	3126	3705	3581	4003	3024

Narrative Overview for FY 2020 - 2022

Overview:

Describe components of the State's general Roadside and Fixed-Facility Inspection Program. Include the day-to-day routine for inspections and explain resource allocation decisions (i.e., number of FTE, where inspectors are working and why).

Enter a narrative of the State's overall inspection program, including a description of how the State will monitor its program to ensure effectiveness and consistency.

This section of 2022 eCVSP was adjusted to reflect the personnel structure changes that occurred in the RI State Police Commercial Enforcement since the 2020 eCVSP was submitted. The changes are highlighted in bold.

The CEU consists of one (1) Lieutenant, one (1) Sergeant and one (1) Corporal serving as the MCSAP Coordinator and administrators, (1) one member dedicated to conducting Compliance Reviews, one (1) member dedicated to New Entrant Reviews, and four (4) full-time roadside inspectors. 2 full-time (1 NCO and trooper) inspectors are on a rotating schedule to conduct daily size and weight enforcement activities. These size and weight enforcement activities are not billed to the MCSAP Grant. Eight (8) members have been fully certified as a NASTI Level I inspector. Eight (8) members are certified in General Hazardous Materials, HM Bulk Package, and Motor Coach. In addition, **the CEU has seven (7) part-time members**, who are qualified Level I inspectors and conduct inspections while on regular duty and during special details. **Also, one (1) full-time and one (1) part-time members have been trained to conduct New Entrant Audits and assist when needed. There are currently fifteen (15) certified inspectors from local agencies who conduct inspections on a part time basis.** Local agencies with certified MCSAP inspectors do not receive state or federal funding to assist with their programs and therefore are not included in any MOE calculations. The CEU employs one (1) full-time civilian as a Data Entry Coordinator/Transportation Assistant and also utilizes the division's RMS Project Manager to assist in this role when needed.

"FY 2022 Updates" 7/5/2022: The RISP CEU currently only consists of (9) nine fulltime members and (7) parttime members. Of the (9) fulltime members (3) are administrators/supervisors, (1) is dedicated to conducting Compliance

Reviews fulltime and (1) is dedicated to conducting New Entrant Safety Audits fulltime. Also (1) one supervisor and (1) trooper are on a rotating schedule to conduct size and weight enforcement activities. The (7) part-time members have limited time to conduct roadside inspections due to their commitment to patrol functions at the barracks. Due to the small number of fulltime RISP CEU members and their other required MCSAP duties, the CEU has unfortunately been unable to the 33% threshold for Level 3 Driver-only inspections. It should be noted that in FY 2016 and FY 2017 the RISP CEU exceeded the 33% threshold for Level 3 Driver-only inspections by obtaining 36% in FY2016 and 40% in FY 2017. The RISP MCSAP coordinator has been meeting with the RISP command staff on a regular basis to discuss increasing manpower in the CEU, but unfortunately at this time due to a State wide manpower issue there will not be any additional member added to the CEU until the beginning of 2023. The existing members of the RISP CEU will make every effort to dedicate more time to conducting Level 3 Driver-only inspections in order to meet the 33% threshold.

Projected Goals for FY 2020 - 2022

Instructions for Projected Goals:

Complete the following tables in this section indicating the number of inspections that the State anticipates conducting during Fiscal Years 2020 - 2022. For FY 2022, there are separate tabs for the Lead Agency, Subrecipient Agencies, and Non-Funded Agencies—enter inspection goals by agency type. Enter the requested information on the first three tabs (as applicable). The Summary table totals are calculated by the eCVSP system.

To modify the names of the Lead or Subrecipient agencies, or the number of Subrecipient or Non-Funded Agencies, visit [Part 1, MCSAP Structure](#).

Note: Per the [MCSAP Comprehensive Policy](#), States are strongly encouraged to conduct at least 25 percent Level 1 inspections and 33 percent Level 3 inspections of the total inspections conducted. If the State opts to do less than these minimums, provide an explanation in space provided on the Summary tab.

MCSAP Lead Agency

Lead Agency is: RHODE ISLAND STATE POLICE

Enter the total number of certified personnel in the Lead agency: 15

Projected Goals for FY 2022 - Roadside Inspections					
Inspection Level	Non-Hazmat	Hazmat	Passenger	Total	Percentage by Level
Level 1: Full	1600	70	25	1695	54.31%
Level 2: Walk-Around	500	20	6	526	16.85%
Level 3: Driver-Only	850	15	5	870	27.88%
Level 4: Special Inspections		0	0	0	0.00%
Level 5: Vehicle-Only	18	2	10	30	0.96%
Level 6: Radioactive Materials	0	0	0	0	0.00%
Sub-Total Lead Agency	2968	107	46	3121	

MCSAP subrecipient agency

Complete the following information for each MCSAP subrecipient agency. A separate table must be created for each subrecipient.

Subrecipient is:

Enter the total number of certified personnel in this funded agency: 0

Projected Goals for FY 2022 - Subrecipients					
Inspection Level	Non-Hazmat	Hazmat	Passenger	Total	Percentage by Level
Level 1: Full				0	%
Level 2: Walk-Around				0	%
Level 3: Driver-Only				0	%
Level 4: Special Inspections				0	%
Level 5: Vehicle-Only				0	%
Level 6: Radioactive Materials				0	%
Sub-Total Funded Agencies	0	0	0	0	

Non-Funded Agencies

Total number of agencies:	7
Enter the total number of non-funded certified officers:	15
Enter the total number of inspections projected for FY 2022:	544

Summary

Projected Goals for FY 2022 - Roadside Inspections Summary

Projected Goals for FY 2022 Summary for All Agencies					
MCSAP Lead Agency: RHODE ISLAND STATE POLICE					
# certified personnel: 15					
Subrecipient Agencies:					
# certified personnel: 0					
Number of Non-Funded Agencies: 7					
# certified personnel: 15					
# projected inspections: 544					
Inspection Level	Non-Hazmat	Hazmat	Passenger	Total	Percentage by Level
Level 1: Full	1600	70	25	1695	54.31%
Level 2: Walk-Around	500	20	6	526	16.85%
Level 3: Driver-Only	850	15	5	870	27.88%
Level 4: Special Inspections		0	0	0	0.00%
Level 5: Vehicle-Only	18	2	10	30	0.96%
Level 6: Radioactive Materials	0	0	0	0	0.00%
Total MCSAP Lead Agency & Subrecipients	2968	107	46	3121	

Note: If the minimum numbers for Level 1 and Level 3 inspections are less than described in the [MCSAP Comprehensive Policy](#), briefly explain why the minimum(s) will not be met.

Note: The table below is created in Year 1. It cannot be edited in Years 2 or 3 and should be used only as a reference when updating your plan in Years 2 and 3.

Projected Goals for FY 2021 Roadside Inspections	Lead Agency	Subrecipients	Non-Funded	Total
Enter total number of projected inspections	2500	0	495	2995
Enter total number of certified personnel	13	0	15	28
Projected Goals for FY 2022 Roadside Inspections				
Enter total number of projected inspections	2525	0	495	3020
Enter total number of certified personnel	13	0	15	28

Part 2 Section 4 - Investigations

Please review your State's investigation goals, program activities and monitoring. Are there changes that need to be made for the upcoming fiscal year? Before selecting "yes," make sure there are changes to be made as once selected, this answer cannot be changed.

- ☐ Yes, the information in this section must be updated for this upcoming fiscal year. I understand that I must click "Save" to save any changes.
- ☐ No, the information in this section remains valid for the upcoming fiscal year and no updates are necessary.

Describe the State's implementation of FMCSA's interventions model for interstate carriers. Also describe any remaining or transitioning compliance review program activities for intrastate motor carriers. Include the number of personnel assigned to this effort. Data provided in this section should reflect interstate and intrastate investigation activities for each year. The Trend Analysis area is only open for editing during Year 1 of a 3-year plan. This data is not editable during Years 2 and 3.

☐ The State does not conduct investigations. If this box is checked, the tables and narrative are not required to be completed and won't be displayed.

Trend Analysis for 2014 - 2018

Investigative Types - Interstate	2014	2015	2016	2017	2018
Compliance Investigations					
Cargo Tank Facility Reviews					
Non-Rated Reviews (Excludes CSA & SCR)					
CSA Off-Site					
CSA On-Site Focused/Focused CR	5	4	2	6	5
CSA On-Site Comprehensive	2	2	2	2	3
Total Investigations	7	6	4	8	8
Total Security Contact Reviews					
Total Terminal Investigations	2	1			1

Investigative Types - Intrastate	2014	2015	2016	2017	2018
Compliance Investigations					
Cargo Tank Facility Reviews					
Non-Rated Reviews (Excludes CSA & SCR)					
CSA Off-Site					
CSA On-Site Focused/Focused CR					
CSA On-Site Comprehensive					
Total Investigations	0	0	0	0	0
Total Security Contact Reviews					
Total Terminal Investigations					

Narrative Overview for FY 2020 - 2022**Instructions:**

Describe the State's implementation of FMCSA's interventions model to the maximum extent possible for interstate carriers and any remaining or transitioning compliance review program activities for intrastate motor carriers. Include the number of personnel assigned to this effort.

Projected Goals for FY 2020 - 2022

Complete the table below indicating the number of investigations that the State anticipates conducting during FY 2020 - 2022.

Projected Goals for FY 2020 - 2022 - Investigations						
Investigation Type	FY 2020		FY 2021		FY 2022	
	Interstate	Intrastate	Interstate	Intrastate	Interstate	Intrastate
Compliance Investigations	0	0	0	0	0	0
Cargo Tank Facility Reviews	0	0	0	0	0	0
Non-Rated Reviews (Excludes CSA & SCR)	0	0	0	0	0	0
CSA Off-Site	1	0	1	0	1	0
CSA On-Site Focused/Focused CR	4	0	4	0	4	0
CSA On-Site Comprehensive	2	0	2	0	2	0
Total Investigations	7	0	7	0	7	0
Total Security Contact Reviews	0	0	0	0	0	0
Total Terminal Investigations	6	0	6	0	6	0

Add additional information as necessary to describe the carrier investigation estimates.

Program Activities: Describe components of the State's carrier investigation activities. Include the number of personnel participating in this activity.

The State of Rhode Island dedicates one (1) CEU Trooper/Safety Investigator for Compliance Reviews. The Safety Investigator will complete at least six (6) Compliance Reviews throughout the year and assist the local FMCSA Division Office as needed. When the Trooper assigned to this assists our local FMCSA Office with C/R's and other carrier related investigations, totals can not be shown as the C/R's are conducted by the lead FMCSA SI.

This Trooper is also a canine handler and is also responsible for State Police assigned duties (not billed to the MCSAP Grant). The annual objective of the Commercial Enforcement Unit's Compliance Review program is to complete six (6) compliance reviews on high-risk carriers as assigned by the Division Office and the State. As with many portions of this plan, the small number of carriers reviewed by State personnel makes it difficult to quantify a crash reduction rate. As mentioned in the FMCSA's Program Effectiveness Study, the average crash rate reduction of a company subjected to a CR will decrease by approximately 18.6%. Analysis of Rhode Island's CR effectiveness by the FMCSA, based on 2009 data, approximates a 44.6% reduction in crash rates among companies that have been the subject of a review. This translates into 19 fewer crashes within the state. Rhode Island will use the results of this study to support its participation in the CR/Intervention program. Rhode Island will continue to work with our Federal partners using the current CSA Carrier Intervention Program. The activity performed will be the completion of Compliance Reviews and/or Carrier Interventions. Enforcement action will take place as needed. This performance-based approach will measure the number of CR's/Interventions completed/assisted and report to the Division office on a quarterly basis. Evaluation will include a determination as to whether more CR's can be completed by the Safety Investigator.

Performance Measurements and Monitoring: Describe all measures the State will use to monitor progress toward the annual goals. Further, describe how the State measures qualitative components of its carrier investigation program, as well as outputs.

For FY 2020 - 2022, the measurement for this section will be the completion and upload of six (6) Compliance Reviews throughout the year and assist the Division Office as needed. This performance-based approach will measure the number of CR's/Interventions completed/assisted and report to the Division office on a quarterly basis. Evaluation will include a determination as to whether more CR's can be completed by the Safety Investigator.

As stated above, the Trooper assigned to this also assists our local FMCSA Office with C/R's and other carrier related

investigations. These totals can not be shown as the C/R's are conducted by the lead FMCSA SI. This Trooper is also a canine handler and is also responsible for State Police assigned duties (not billed to the MCSAP Grant).

Part 2 Section 5 - Traffic Enforcement

Please review the description of your State's traffic enforcement program, projected goals and monitoring. You must answer the questions about your traffic enforcement activities in the Projected Goals area. You must select "yes" to make changes.

- ☐ Yes, the information in this section must be updated for this upcoming fiscal year. I understand that I must click "Save" to save any changes.
- ☐ No, the information in this section remains valid for the upcoming fiscal year and no updates are necessary.

Traffic enforcement means documented enforcement activities of State or local officials. This includes the stopping of vehicles operating on highways, streets, or roads for moving violations of State or local motor vehicle or traffic laws (e.g., speeding, following too closely, reckless driving, and improper lane changes). The Trend Analysis area is only open for editing during Year 1 of a 3-year plan. This data is not editable during Years 2 and 3.

Trend Analysis for 2014 - 2018

Instructions:

Please refer to the [MCSAP Comprehensive Policy](#) for an explanation of FMCSA's traffic enforcement guidance. Complete the tables below to document the State's safety performance goals and outcomes over the past five measurement periods.

1. Insert the beginning and end dates of the measurement period being used, (e.g., calendar year, Federal fiscal year, State fiscal year or any consistent 12-month period for which data is available).
2. Insert the total number CMV traffic enforcement stops with an inspection, CMV traffic enforcement stops without an inspection, and non-CMV stops in the tables below.
3. Insert the total number of written warnings and citations issued during the measurement period. The number of warnings and citations are combined in the last column.

State/Territory Defined Measurement Period (Include 5 Periods)		Number of Documented CMV Traffic Enforcement Stops with an Inspection	Number of Citations and Warnings Issued
Begin Date	End Date		
01/01/2018	12/31/2018	434	434
01/01/2017	12/31/2017	426	426
01/01/2016	12/31/2016	1235	1235
01/01/2015	12/31/2015	1254	1254
01/01/2014	12/31/2014	1070	1070

☒ The State does not conduct CMV traffic enforcement stops without an inspection. If this box is checked, the "CMV Traffic Enforcement Stops without an Inspection" table is not required to be completed and won't be displayed.

☐ The State does not conduct documented non-CMV traffic enforcement stops and was not reimbursed by the MCSAP grant (or used for State Share or MOE). If this box is checked, the "Non-CMV Traffic Enforcement Stops" table is not required to be completed and won't be displayed.

State/Territory Defined Measurement Period (Include 5 Periods)		Number of Documented Non-CMV Traffic Enforcement Stops	Number of Citations and Warnings Issued
Begin Date	End Date		
01/01/2018	12/31/2018	139	139
01/01/2017	12/31/2017	133	133
01/01/2016	12/31/2016	133	133
01/01/2015	12/31/2015	149	149
01/01/2014	12/31/2014	156	156

Enter the source and capture date of the data listed in the tables above.

Data Source: FMCSA's Motor Carrier Management Information System (MCMIS) data snapshot as of 5/31/2019, including current year-to-date information for FY 2019. RISP CEU Activity Database

Narrative Overview for FY 2020 - 2022

Instructions:

Describe the State's proposed level of effort (number of personnel) to implement a statewide CMV (in conjunction with and without an inspection) and/or non-CMV traffic enforcement program. If the State conducts CMV and/or non-CMV traffic enforcement activities only in support of the overall crash reduction goal, describe how the State allocates traffic enforcement resources. Please include number of officers, times of day and days of the week, specific corridors or general activity zones, etc. Traffic enforcement activities should include officers who are not assigned to a dedicated commercial vehicle enforcement unit, but who conduct eligible commercial vehicle/driver enforcement activities. If the State conducts non-CMV traffic enforcement activities, the State must conduct these activities in accordance with the [MCSAP Comprehensive Policy](#).

In order to meet the stated objective, the State of Rhode Island will have each inspector allocate a number of duty hours each week towards Traffic Enforcement Activities. Inspection activity is likely to coincide with hours dedicated to this effort, but setting a quota for the number of Traffic Enforcement inspections produced can become problematic during traffic tribunal hearings. Inspectors will be instructed to make the most efficient use of their time and effort and take advantage of circumstances that will allow them to produce the most effective outcome. Currently, Rhode Island has four (4) full-time roadside inspectors. 2 full-time inspectors are on a rotating schedule to conduct daily size and weight activities. These size and weight activities are not billed to the MCSAP Grant. The remainder of the unit is dedicated to either administrative or investigative work. Only the activities of the full-time inspectors can be scheduled for the purposes of this plan. Additional inspectors will assist with the support of this plan during their regular patrol activities. Activity will include a dedicated number of hours for Traffic Enforcement Activities throughout the State with a concentration in the Crash Corridor. Concentration in the crash corridor will have the multiplying effect of allowing inspectors to focus on both traffic enforcement and Level III inspections. Each full-time inspector will be assigned eight (8) hours of Traffic Enforcement patrol each week. In order to make the most efficient use of limited manpower, approximately 75% (6 hrs.) of the Traffic Enforcement activities will be concentrated in the crash corridor area. The remaining 25% (2 hrs.) will be spread throughout the state. Measurement will be achieved through the completion of 8 hrs of traffic enforcement each week for a total of 300 hours each quarter. While troopers traffic enforcement efforts will concentrate on CMVs, they will monitor the driving behavior of all vehicles and conduct traffic enforcement when violations are observed.

Projected Goals for FY 2020 - 2022

Using the radio buttons in the table below, indicate the traffic enforcement activities the State intends to conduct in FY 2020 - 2022. The projected goals are based on the number of traffic stops, not tickets or warnings issued. These goals are NOT intended to set a quota.

Note: If you answer "No" to "Non-CMV" traffic enforcement activities, the State does not need to meet the average number of 2014/2015 safety activities because no reimbursement will be requested. If you answer "No" and then click the SAVE button, the Planned Safety Activities table will no longer be displayed.

			Enter Projected Goals (Number of Stops only)		
Yes	No	Traffic Enforcement Activities	FY 2020	FY 2021	FY 2022
<input checked="" type="radio"/>	<input type="radio"/>	CMV with Inspection	450	460	470
<input type="radio"/>	<input checked="" type="radio"/>	CMV without Inspection	0	0	0
<input checked="" type="radio"/>	<input type="radio"/>	Non-CMV	125	140	150
<input checked="" type="radio"/>	<input type="radio"/>	Comprehensive and high visibility in high risk locations and corridors (special enforcement details)	100	100	100

In order to be eligible to utilize Federal funding for Non-CMV traffic enforcement, States must maintain an average number of safety activities which include the number of roadside inspections , carrier investigations, and new entrant safety audits conducted in the State for Fiscal Years 2014 and 2015.

The table below displays the information you input into this plan from the roadside inspections , investigations, and new entrant safety audit sections. Your planned activities must at least equal the average of your 2014/2015 activities.

FY 2022 Planned Safety Activities				
Inspections	Investigations	New Entrant Safety Audits	Sum of FY 2022 Activities	Average 2014/15 Activities
3665	7	185	3857	3735

Describe how the State will report on, measure and monitor its traffic enforcement efforts to ensure effectiveness, consistency, and correlation to FMCSA's national traffic enforcement priority.

Measurement will be achieved through the completion of 8 hrs of traffic enforcement each week for each full-time inspector. While troopers traffic enforcement efforts will concentrate on CMVs, they will monitor the driving behavior of all vehicles operating in the vicinity of commercial vehicles and conduct traffic enforcement when violations are observed. Traffic activity levels will be monitored on a monthly basis. Hourly commitments will be reported to the MCSAP Coordinator on a quarterly basis (approx. 300 hrs. per qtr.). Measurement will also include number of inspections produced, number and type of violations discovered as well as Out of Service totals.

Part 2 Section 6 - Safety Technology

Please verify your State's safety technology compliance levels, responsible agencies, and narrative overview. Are there changes that need to be made for the upcoming fiscal year? Before selecting "yes," make sure there are changes to be made as once selected, this answer cannot be changed.

- ☐ Yes, the information in this section must be updated for this upcoming fiscal year. I understand that I must click "Save" to save any changes.
- ☐ No, the information in this section remains valid for the upcoming fiscal year and no updates are necessary.

Performance and Registration Information Systems Management (PRISM) is a condition for MCSAP eligibility in [49 CFR 350.207\(27\)](#). States must maintain, at a minimum, full PRISM participation. FMCSA defines "fully participating" in PRISM for the purpose of determining eligibility for MCSAP funding, as when a State's or Territory's International Registration Plan (IRP) or CMV registration agency suspends or revokes and denies registration if the motor carrier responsible for safety of the vehicle is under any Federal OOS order and denies registration if the motor carrier possess an inactive or de-active USDOT number for motor carriers operating CMVs in commerce that have a Gross Vehicle Weight (GVW) of 26,001 pounds or more. Further information regarding full participation in PRISM can be found in the MCP Section 4.3.1.

PRISM, Operations and Maintenance (O&M) costs are eligible expenses subject to FMCSA approval. For Innovative Technology Deployment (ITD), if the State has an approved ITD Program Plan/Top-Level Design (PP/TLD) that includes a project that requires ongoing O&M, this is an eligible expense so long as other MCSAP requirements have been met. O&M expenses must be included and described both in this section and in the Financial Information Part per the method these costs are handled in the State's accounting system (e.g., contractual costs, other costs, etc.).

Safety Technology Compliance Status

Please verify the current level of compliance for your State in the table below using the drop-down menu. If the State plans to include O&M costs in this year's CVSP, please indicate that in the table below. Additionally, details must be in this section and in your Spending Plan.

Technology Program	Current Compliance Level	Include O & M Costs?
ITD	Deploying Core ITD	Yes
PRISM	Exceeds Full Participation	Yes

Available data sources:

- [FMCSA ITD website](#)
- [PRISM Data and Activity Safety Hub \(DASH\) website](#)

Enter the agency name responsible for ITD in the State: Rhode Island Division of Motor Vehicles

Enter the agency name responsible for PRISM in the State: Rhode Island Division of Motor Vehicles

Narrative Overview for FY 2020 - 2022**Problem Statement Narrative and Projected Goal:**

If the State's PRISM compliance is less than full participation, describe activities your State plans to implement to achieve full participation in PRISM.

Program Activities for FY 2020 - 2022: Describe any actions that will be taken to implement full participation in PRISM.

The Rhode Island Registry of Motor Vehicles is responsible for PRISM and ITD implementation. The RISP CEU supports their efforts by making MCSAP funding available for O&M of deployed projects.

Performance Measurements and Monitoring: Describe all performance measures that will be used and include how the State will conduct ongoing monitoring of progress in addition to quarterly SF-PPR reporting.

The RISP CEU reviews quarterly updates from the RMV to determine they are continuing to meet compliance standards.

Part 2 Section 7 - Public Education and Outreach

Please review the description of your State's public education and outreach activities, projected goals and monitoring. Are there changes that need to be made for the upcoming fiscal year? Before selecting "yes," make sure there are changes to be made as once selected, this answer cannot be changed.

- ☐ Yes, the information in this section must be updated for this upcoming fiscal year. I understand that I must click "Save" to save any changes.
- ☐ No, the information in this section remains valid for the upcoming fiscal year and no updates are necessary.

A public education and outreach program is designed to provide information on a variety of traffic safety issues related to CMVs and non-CMV's that operate around large trucks and buses. The Trend Analysis area is only open for editing during Year 1 of a 3-year plan. This data is not editable during Years 2 and 3.

Trend Analysis for 2014 - 2018

In the table below, provide the number of public education and outreach activities conducted in the past 5 years.

Public Education and Outreach Activities	2014	2015	2016	2017	2018
Carrier Safety Talks	13	12	11	10	12
CMV Safety Belt Education and Outreach					
State Trucking Association Meetings	3	2	3	3	4
State-Sponsored Outreach Events					
Local Educational Safety Events					
Teen Safety Events					

Narrative Overview for FY 2020 - 2022

Performance Objective: *To increase the safety awareness of the motoring public, motor carriers and drivers through public education and outreach activities such as safety talks, safety demonstrations, etc.*

Describe the type of activities the State plans to conduct, including but not limited to passenger transportation, hazardous materials transportation, and share the road safety initiatives. Include the number of personnel that will be participating in this effort.

The Commercial Enforcement Unit will conduct public speaking engagements throughout the commercial motor vehicle and non-commercial motor vehicle community. Although twelve (12) are planned, many more may be requested. Our goal will be to conduct twelve (12) public speaking engagements at various carriers, trucking agencies and commercial driving schools. These educational contacts will include information on safe vehicle operation as well as compliance with the FMCSR's and seatbelt use as well as the implementation of ELD Regulations. Depending upon the venue, one to two inspectors will be provided. In addition to direct speaking engagements, personnel (inspector/office personnel) will remain available for informational requests from the industry on an as needed basis.

Projected Goals for FY 2020 - 2022

In the table below, indicate if the State intends to conduct the listed program activities, and the estimated number, based on the descriptions in the narrative above.

			Performance Goals		
Yes	No	Activity Type	FY 2020	FY 2021	FY 2022
<input checked="" type="radio"/>	<input type="radio"/>	Carrier Safety Talks	10	10	10
<input type="radio"/>	<input checked="" type="radio"/>	CMV Safety Belt Education and Outreach			
<input checked="" type="radio"/>	<input type="radio"/>	State Trucking Association Meetings	2	2	2
<input type="radio"/>	<input checked="" type="radio"/>	State-Sponsored Outreach Events			
<input type="radio"/>	<input checked="" type="radio"/>	Local Educational Safety Events			
<input type="radio"/>	<input checked="" type="radio"/>	Teen Safety Events			

Performance Measurements and Monitoring: Describe all performance measures and how the State will conduct monitoring of progress. States must report the quantity, duration and number of attendees in their quarterly SF-PPR reports.

A measure of performance for this section would be the number of engagements successfully completed. The completion of twelve (12) public speaking engagements will fulfill this objective. Totals for the above activity will be monitored on a quarterly basis. Personnel assignments will be adjusted accordingly in order to attain target numbers. Follow-up contact will be made after each assignment is completed in order to solicit feedback for quality assurance.

Part 2 Section 8 - State Safety Data Quality (SSDQ)

Please review your State's SSDQ compliance levels and Narrative Overview and identify if changes are needed for the upcoming fiscal year. You must select 'yes' to make changes.

- ☐ Yes, the information in this section must be updated for this upcoming fiscal year. I understand that I must click "Save" to save any changes.
- ☐ No, the information in this section remains valid for the upcoming fiscal year and no updates are necessary.

MCSAP lead agencies are allowed to use MCSAP funds for Operations and Maintenance (O&M) costs associated with Safety Data Systems (SSDQ) if the State meets accuracy, completeness and timeliness measures regarding motor carrier safety data and participates in the national data correction system (DataQs).

SSDQ Compliance Status

Please verify the current level of compliance for your State in the table below using the drop-down menu. If the State plans to include O&M costs in this year's CVSP, select Yes. These expenses must be included in the Spending Plan section per the method these costs are handled in the State's accounting system (e.g., contractual costs, other costs, etc.).

Data Quality Program	Current Compliance Level	Include O & M Costs?
SSDQ Performance	Good	Yes

Available data sources:

- [FMCSA SSDQ website](#)
- [FMCSA DataQs website](#)

Enter the agency name responsible for Data Quality:

In the table below, use the drop-down menus to indicate the State's current rating within each of the State Safety Data Quality categories, and the State's goal for FY 2020 - 2022.

SSDQ Measure	Current SSDQ Rating	Goal for FY 2020	Goal for FY 2021	Goal for FY 2022
Crash Record Completeness	Good	Good	Good	Good
Crash VIN Accuracy			Good	Good
Fatal Crash Completeness	Good	Good	Good	Good
Crash Timeliness	Good	Good	Good	Good
Crash Accuracy	Good	Good	Good	Good
Crash Consistency	No Flag	No Flag	No Flag	No Flag
Inspection Record Completeness	Good	Good	Good	Good
Inspection VIN Accuracy	Good	Good	Good	Good
Inspection Timeliness	Good	Good	Good	Good
Inspection Accuracy	Good	Good	Good	Good

Enter the date of the A & I Online data snapshot used for the "Current SSDQ Rating" column.

Data Source: FARS records and MCMIS crash and inspection records. Note: Since FMCSA's transition to the cloud in November 2016 resulted in a delay for State submissions, FMCSA is not including impacted late records in Crash or Inspection Timeliness measures. Crashes and inspections reported on-time will count toward State timeliness measures.

Narrative Overview for FY 2020 - 2022

Problem Statement Narrative: Describe any issues encountered for any SSDQ category not rated as "Good" in the Current SSDQ Rating category column above (i.e., problems encountered, obstacles overcome, lessons learned, etc.).

Rhode Island currently has a 'good' SSDQ ranking in all categories. Rhode Island will work throughout FFY2020 - 2022 to maintain the "Good" ranking.

Program Activities FY 2020 - 2022: Describe activities that will be taken to maintain a “Good” overall SSDQ rating. These activities should include all measures listed in the table above. Also, describe program activities to achieve a “Good” rating for all SSDQ measures based upon the Problem Statement Narrative including measurable milestones.

The RISP CEU will continue to monitor each SSDQ category rating on a quarterly basis and make any adjustments if needed.

Performance Measurements and Monitoring: Describe all performance measures that will be used and include how the State will conduct ongoing monitoring of progress in addition to quarterly SF-PPR reporting.

The quarterly FMCSA SSDQ ratings will be monitored and compared to FY16 baseline data on a quarterly basis.

Part 2 Section 9 - New Entrant Safety Audits

Please review the agency responsible for conducting New Entrant activities and the description of your State's strategies, activities and monitoring. You must complete the safety audit data questions for the current year. You must select "yes" to make changes.

- ☒ Yes, the information in this section must be updated for this upcoming fiscal year. I understand that I must click "Save" to save any changes.
- ☐ No, the information in this section remains valid for the upcoming fiscal year and no updates are necessary.

States must conduct interstate New Entrant safety audits in order to participate in the MCSAP ([49 CFR 350.207](#).) A State may conduct intrastate New Entrant safety audits at the State's discretion if the intrastate safety audits do not negatively impact their interstate new entrant program. The Trend Analysis area is only open for editing during Year 1 of a 3-year plan. This data is not editable during Years 2 and 3.

For the purpose of this section:

- **Onsite safety audits** are conducted at the carrier's principal place of business.
- **Offsite safety audit** is a desktop review of a single New Entrant motor carrier's basic safety management controls and can be conducted from any location other than a motor carrier's place of business. Offsite audits are conducted by States that have completed the FMCSA New Entrant training for offsite audits.
- **Group audits** are neither an onsite nor offsite audit. Group audits are conducted on multiple carriers at an alternative location (i.e., hotel, border inspection station, State office, etc.).

Note: A State or a third party may conduct New Entrant safety audits. If a State authorizes a third party to conduct safety audits on its behalf, the State must verify the quality of the work conducted and remains solely responsible for the management and oversight of the New Entrant activities.

Yes	No	Question
<input checked="" type="radio"/>	<input type="radio"/>	Does your State conduct Offsite safety audits in the New Entrant Web System (NEWS)? NEWS is the online system that carriers selected for an Offsite Safety Audit use to submit requested documents to FMCSA. Safety Auditors use this same system to review documents and communicate with the carrier about the Offsite Safety Audit.
<input type="radio"/>	<input checked="" type="radio"/>	Does your State conduct Group safety audits at non principal place of business locations?
<input type="radio"/>	<input checked="" type="radio"/>	Does your State intend to conduct intrastate safety audits and claim the expenses for reimbursement, state match, and/or Maintenance of Effort on the MCSAP Grant?

Trend Analysis for 2014 - 2018

In the table below, provide the number of New Entrant safety audits conducted in the past 5 years.

New Entrant Safety Audits	2014	2015	2016	2017	2018
Intrastate					
Interstate	158	173	155	157	167
Total Audits	158	173	155	157	167

Note: Intrastate safety audits will not be reflected in any FMCSA data systems—totals must be derived from State data sources.

Narrative Overview for FY 2020 - 2022

Enter the agency name conducting New Entrant activities, if other than the Lead MCSAP Agency:

Please complete the information below by entering data from the NEWS Dashboard regarding Safety Audits in your State. Data Source: New Entrant website	
Date information retrieved from NEWS Dashboard to complete eCVSP	07/07/2021
Total Number of New Entrant Carriers in NEWS (Unassigned and Assigned)	258
Current Number of Past Dues	10

Program Goal: Reduce the number and severity of crashes, injuries, and fatalities involving commercial motor vehicles by reviewing interstate new entrant carriers. At the State's discretion, intrastate motor carriers are reviewed to ensure they have effective safety management programs.

Program Objective: Meet the statutory time limit for processing and completing interstate safety audits of 120 days for Motor Carriers of Passengers and 12 months for all other Motor Carriers.

Projected Goals for FY 2020 - 2022

Summarize projected New Entrant safety audit activities in the table below.

Projected Goals for FY 2020 - 2022 - New Entrant Safety Audits						
	FY 2020		FY 2021		FY 2022	
Number of Safety Audits/Non-Audit Resolutions	Interstate	Intrastate	Interstate	Intrastate	Interstate	Intrastate
# of Safety Audits (Onsite)	40	0	40	0	40	0
# of Safety Audits (Offsite)	145	0	145	0	145	0
# Group Audits	0	0	0	0	0	0
TOTAL Safety Audits	185	0	185	0	185	0
# of Non-Audit Resolutions	80	0	80	0	80	0

Strategies: Describe the strategies that will be utilized to meet the program objective above. Provide any challenges or impediments foreseen that may prevent successful completion of the objective.

Maintain one full-time (FTE) CEU member that devotes 100% of his total activities to New Entrant Onsite and Offsite Safety Audits. Additionally, utilize one (1) part-time auditor to assist in the support of this program. In addition, all auditors will be required to provide educational assistance which includes presenting corrective action procedures for those who fail their Safety Audits. Finally, ensure that all auditors can maintain the necessary certifications required to conduct Safety Audits and Commercial Motor Vehicle Inspections. There will not be any issues completing safety audits in a timely manner. All auditors are primarily responsible for locating and scheduling each carrier involved in the program. Auditors will complete each review and deliver completed packages to the local FMCSA office.

Activity Plan for FY 2020 - 2022: Include a description of the activities proposed to help achieve the objectives. If group audits are planned, include an estimate of the number of group audits.

The current New Entrant Program in RI provides for one (1) full-time Trooper to act as the program's primary contact. This Trooper is responsible for maintaining and distributing the list of carriers subject to a New Entrant Safety Audit. The Trooper in charge (TIC) will forecast the total number of audits due, and allocate the workload among part-time certified auditors accordingly. By completing these audits in a timely and efficient manner, Rhode Island fulfills its agreement to further the goals and objectives of this plan. While the workload assignments are disseminated at the state level, quality control is maintained by our Federal partners at the Division office.

"FY 2022 Updates" 7/5/2022: Recently (2) two fulltime members of the RISP CEU attended the New Entrant Safety Course and are currently in the process of being trained to conduct audits. These (2) two fulltime members that recently attended the NESA Course will soon be assisting the (1) fulltime dedicated member that conducts audits on a fulltime basis. The RISP CEU anticipates that with these (2) two additional fulltime members supplementing the (1) fulltime member New Entrant Safety Audits will be conducted in a more timely manner and that number of overdue audits will dramatically decrease.

Performance Measurement Plan: Describe how you will measure progress toward meeting the objective, such as quantifiable and measurable outputs (staffing, work hours, carrier contacts, inspections, etc.). The measure must

include specific benchmarks to be reported on in the quarterly progress report, or as annual outputs.

The New Entrant Program is unique in that an approximate workload is supplied at the time of grant application. In addition to finance and productivity, quality is controlled as each Safety Audit is submitted. Each audit is reviewed by the State Program Manager. Periodic on-site reviews are also conducted as the State Manager accompanies the Auditor during a New Entrant audit. Monthly monitoring will take place through the utilization of the MCMIS Database. Quarterly reports will be forwarded to the Division Administrator for review within 30 days of the end of each quarter. Periodic meetings with the FMCSA Division Administrator will be scheduled in order to discuss the status of the program. Evaluating the effectiveness of this program will be determined by the total number of New Entrants removed from the list and Safety Audits completed as compared to the carriers that will become due within the next twelve months of each fiscal year.

Part 3 - National Emphasis Areas and State Specific Objectives

FMCSA establishes annual national priorities (emphasis areas) based on emerging or continuing issues, and will evaluate CVSPs in consideration of these national priorities. Part 3 allows States to address the national emphasis areas/priorities outlined in the Notice of Funding Opportunity (NOFO) and any State-specific objectives as necessary. Specific goals and activities must be projected for the three fiscal year period (FYs 2020 - 2022).

Part 3 Section 1 - Enforcement of Federal OOS Orders during Roadside Activities

Please review your State's Federal OOS catch rate during roadside enforcement activities, projected goals, program activities and monitoring. Are there changes that need to be made for the upcoming fiscal year? Before selecting "yes," make sure there are changes to be made as once selected, this answer cannot be changed.

- ☐ Yes, the information in this section must be updated for this upcoming fiscal year. I understand that I must click "Save" to save any changes.
- ☐ No, the information in this section remains valid for the upcoming fiscal year and no updates are necessary.

Instructions:

FMCSA has established an Out-of-Service (OOS) catch rate of 85 percent for carriers operating while under an OOS order. In this part, States will indicate their catch rate is at least 85 percent by using the check box or completing the problem statement portion below.

Check this box if:

☒ As evidenced by the data provided by FMCSA, the State identifies at least 85 percent of carriers operating under a Federal IH or UNSAT/UNFIT OOS order during roadside enforcement activities and will not establish a specific reduction goal. However, the State will maintain effective enforcement of Federal OOS orders during roadside inspections and traffic enforcement activities.

Part 3 Section 2 - Passenger Carrier Enforcement

Please review your State's passenger carrier transportation goals, problem statement narrative, program activities and monitoring. Are there changes that need to be made for the upcoming fiscal year? Before selecting "yes," make sure there are changes to be made as once selected, this answer cannot be changed.

- ☐ Yes, the information in this section must be updated for this upcoming fiscal year. I understand that I must click "Save" to save any changes.
- ☐ No, the information in this section remains valid for the upcoming fiscal year and no updates are necessary.

Instructions:

FMCSA requests that States conduct enhanced investigations for motor carriers of passengers and other high risk carriers. Additionally, States are asked to allocate resources to participate in the enhanced investigations training being offered by FMCSA. Finally, States are asked to continue partnering with FMCSA in conducting enhanced investigations and inspections at carrier locations.

Check this box if:

☒ As evidenced by the trend analysis data, the State has not identified a significant passenger transportation safety problem. Therefore, the State will not establish a specific passenger transportation goal in the current fiscal year. However, the State will continue to enforce the Federal Motor Carrier Safety Regulations (FMCSRs) pertaining to passenger transportation by CMVs in a manner consistent with the [MCSAP Comprehensive Policy](#) as described either below or in the roadside inspection section.

Part 3 Section 3 - State Specific Objectives – Past

No updates are required for this section.

Instructions:

Describe any State-specific CMV problems that were addressed with FY 2019 MCSAP funding. Some examples may include hazardous materials objectives, Electronic Logging Device (ELD) implementation, and crash reduction for a specific segment of industry, etc. Report below on year-to-date progress on each State-specific objective identified in the FY 2019 CVSP.

Progress Report on State Specific Objectives(s) from the FY 2019 CVSP

Please enter information to describe the year-to-date progress on any State-specific objective(s) identified in the State's FY 2019 CVSP. Click on "Add New Activity" to enter progress information on each State-specific objective.

Activity #1

Activity: Describe State-specific activity conducted from previous year's CVSP.

According to Safety Data provided by the FMCSA Motor Carrier Management Information System (MCMIS) for CY 2016, one vehicle configuration type and one cargo body type were consistently involved in a higher percentage of crashes as compared to the national average. The following numbers demonstrate the status of the same categories from CY 2016 data: 1. Single Unit Truck, 2 axle, 6 tires (66 crashes) (6 % higher than the national average), 2. Cargo Body Type: Dump (29 crashes) (3 % higher than the national average).

Goal: Insert goal from previous year CVSP (#, %, etc., as appropriate).

To lower the total number of crashes involving CMV's with the vehicle configurations and cargo body types listed above. The total reduction will be an effort to bring the State of Rhode Island's totals in these categories in line with the national average. The target reduction for each of the problems listed above is approximately 4% over the next two years. All four of the categories have had a substantial decrease already in CY2016: 1. Single Unit Truck, 2 axle, 6 tires (2 crashes) 2. Cargo Body Type: Dump (3 crashes).

Actual: Insert year to date progress (#, %, etc., as appropriate).

The plan to reduce crashes in the above mentioned categories was to increase the number of inspections for each group. This increase would be accomplished by having roadside inspectors concentrate a portion of their effort on each of the categories. The categories described were defined by data fields collected from A&I online. The latest A&I data shows that Rhode Island saw a 6% reduction in the number of crashes, and is in line with the national average for the Configuration - Single Unit Truck, 2 axle, 6 tires category and a 3% reduction in the number of crashes, and is in line with the national average for the Cargo Body Type - Dump

Narrative: Describe any difficulties achieving the goal, problems encountered, obstacles overcome, lessons learned, etc.

There was an overall decrease in crashes of 6% and 3 % in the two categories. RI will continue efforts to reduce crashes in all categories. Data Source: FMCSA Motor Carrier Management Information System (MCMIS) data snapshot as of 05/31/2019, including crash records through 01/31/2019.

Part 3 Section 4 - State Specific Objectives – Future

Please review your State specific objectives and narrative overview. Are there changes that need to be made for the upcoming fiscal year? Before selecting "yes," make sure there are changes to be made as once selected, this answer cannot be changed.

- ☐ Yes, the information in this section must be updated for this upcoming fiscal year. I understand that I must click "Save" to save any changes.
- ☐ No, the information in this section remains valid for the upcoming fiscal year and no updates are necessary.

Instructions:

The State may include additional objectives from the national priorities or emphasis areas identified in the NOFO as applicable. In addition, the State may include any State-specific CMV problems identified in the State that will be addressed with MCSAP funding. Some examples may include hazardous materials objectives, Electronic Logging Device (ELD) implementation, and crash reduction for a specific segment of industry, etc.

Describe any State-specific objective(s) identified for FY 2020 - 2022. Click on "Add New Activity" to enter information on each State-specific objective. This is an optional section and only required if a State has identified a specific State problem planned to be addressed with grant funding.

Part 4 - Financial Information

Part 4 Section 1 - Overview

The Spending Plan is an explanation of each budget component, and should support the cost estimates for the proposed work. The Spending Plan should focus on how each item will achieve the proposed project goals and objectives, and explain how costs are calculated. The Spending Plan must be clear, specific, detailed, and mathematically correct. Sources for assistance in developing the Spending Plan include [2 CFR part 200](#), [2 CFR part 1201](#), [49 CFR part 350](#) and the [MCSAP Comprehensive Policy](#).

Before any cost is billed to or recovered from a Federal award, it must be allowable ([2 CFR §200.403](#), [2 CFR §200 Subpart E – Cost Principles](#)), reasonable and necessary ([2 CFR §200.403](#) and [2 CFR §200.404](#)), and allocable ([2 CFR §200.405](#)).

- **Allowable** costs are permissible under the OMB Uniform Guidance, DOT and FMCSA regulations and directives, MCSAP policy, and all other relevant legal and regulatory authority.
- **Reasonable and Necessary** costs are those which a prudent person would deem to be judicious under the circumstances.
- **Allocable** costs are those that are charged to a funding source (e.g., a Federal award) based upon the benefit received by the funding source. Benefit received must be tangible and measurable.
 - For example, a Federal project that uses 5,000 square feet of a rented 20,000 square foot facility may charge 25 percent of the total rental cost.

Instructions

The Spending Plan should include costs for FY 2022 only. This applies to States completing a multi-year CVSP or an Annual Update to their multi-year CVSP.

The Spending Plan data tables are displayed by budget category (Personnel, Fringe Benefits, Travel, Equipment, Supplies, Contractual and Subaward, and Other Costs). You may add additional lines to each table, as necessary. Please include clear, concise explanations in the narrative boxes regarding the reason for each cost, how costs are calculated, why they are necessary, and specific information on how prorated costs were determined.

The following definitions describe Spending Plan terminology.

- **Federal Share** means the portion of the total project costs paid by Federal funds. The budget category tables use 85.01 percent in the federal share calculation.
- **State Share** means the portion of the total project costs paid by State funds. The budget category tables use 14.99 percent in the state share calculation. A State is only required to contribute 14.99 percent of the total project costs of all budget categories combined as State share. A State is NOT required to include a 14.99 percent State share for each line item in a budget category. The State has the flexibility to select the budget categories and line items where State match will be shown.
- **Total Project Costs** means total allowable costs incurred under a Federal award and all required cost sharing (sum of the Federal share plus State share), including third party contributions.
- **Maintenance of Effort (MOE)** means the level of effort Lead State Agencies are required to maintain each fiscal year in accordance with [49 CFR § 350.301](#). The State has the flexibility to select the budget categories and line items where MOE will be shown. Additional information regarding MOE can be found in the MCSAP Comprehensive Policy (MCP) in section 3.6.

On Screen Messages

The system performs a number of edit checks on Spending Plan data inputs to ensure calculations are correct, and values are as expected. When anomalies are detected, alerts will be displayed on screen.

- Calculation of Federal and State Shares

Total Project Costs are determined for each line based upon user-entered data and a specific budget category formula. Federal and State shares are then calculated by the system based upon the Total Project Costs and are added to each line item.

The system calculates an 85.01 percent Federal share and 14.99 percent State share automatically and populates

these values in each line. Federal share is the product of Total Project Costs x 85.01 percent. State share equals Total Project Costs minus Federal share. It is important to note, if Total Project Costs are updated based upon user edits to the input values, the share values will not be recalculated by the system and should be reviewed and updated by users as necessary.

States may edit the system-calculated Federal and State share values at any time to reflect actual allocation for any line item. For example, States may allocate a different percentage to Federal and State shares. States must ensure that the sum of the Federal and State shares equals the Total Project Costs for each line before proceeding to the next budget category.

An error is shown on line items where Total Project Costs does not equal the sum of the Federal and State shares. Errors must be resolved before the system will allow users to 'save' or 'add' new line items.

Territories must insure that Total Project Costs equal Federal share for each line in order to proceed.

- **MOE Expenditures**

States may enter MOE on individual line items in the Spending Plan tables. The Personnel, Fringe Benefits, Equipment, Supplies, and Other Costs budget activity areas include edit checks on each line item preventing MOE costs from exceeding allowable amounts.

- If "Percentage of Time on MCSAP grant" equals 100%, then MOE must equal \$0.00.
- If "Percentage of Time on MCSAP grant" equals 0%, then MOE may equal up to Total Project Costs as expected at 100%.
- If "Percentage of Time on MCSAP grant" > 0% AND < 100%, then the MOE maximum value cannot exceed "100% Total Project Costs" minus "system-calculated Total Project Costs".

An error is shown on line items where MOE expenditures are too high. Errors must be resolved before the system will allow users to 'save' or 'add' new line items.

The Travel and Contractual budget activity areas do not include edit checks for MOE costs on each line item. States should review all entries to ensure costs reflect estimated expenditures.

- **Financial Summary**

The Financial Summary is a summary of all budget categories. The system provides warnings to the States on this page if the projected State Spending Plan totals are outside FMCSA's estimated funding amounts. States should review any warning messages that appear on this page and address them prior to submitting the eCVSP for FMCSA review.

The system will confirm that:

- Overtime value does not exceed the FMCSA limit.
- Planned MOE Costs equal or exceed FMCSA limit.
- States' proposed Federal and State share totals are each within \$5 of FMCSA's Federal and State share estimated amounts.
- Territories' proposed Total Project Costs are within \$5 of \$350,000.

ESTIMATED Fiscal Year Funding Amounts for MCSAP			
	85.01% Federal Share	14.99% State Share	Total Estimated Funding
Total	\$1,896,934.00	\$99,839.00	\$1,996,773.00

Summary of MCSAP Funding Limitations	
Allowable amount for Overtime without written justification (14.99% of MCSAP Award Amount):	\$299,516.00
MOE Baseline:	\$54,253.92

Part 4 Section 2 - Personnel

Personnel costs are salaries for employees working directly on a project.

Note: Do not include any personally identifiable information (PII) in the CVSP. The final CVSP approved by FMCSA is required to be posted to a public FMCSA website.

Salary and Overtime project costs must be separated when reporting to FMCSA, regardless of the Lead MCSAP Agency or Subrecipient pay structure.

List grant-funded staff who will complete the tasks discussed in the narrative descriptive sections of the CVSP. Positions may be listed by title or function. It is not necessary to list all individual personnel separately by line. The State may use average or actual salary and wages by personnel category (e.g., Trooper, Civilian Inspector, Admin Support, etc.). Additional lines may be added as necessary to capture all your personnel costs.

The percent of each person's time must be allocated to this project based on the amount of time/effort applied to the project. For budgeting purposes, historical data is an acceptable basis.

Note: Reimbursement requests must be based upon documented time and effort reports. Those same time and effort reports may be used to estimate salary expenses for a future period. For example, a MCSAP officer's time and effort reports for the previous year show that he/she spent 35 percent of his/her time on approved grant activities. Consequently, it is reasonable to budget 35 percent of the officer's salary to this project. For more information on this item see [2 CFR §200.430](#).

In the salary column, enter the salary for each position.

Total Project Costs equal the Number of Staff x Percentage of Time on MCSAP grant x Salary for both Personnel and Overtime (OT).

If OT will be charged to the grant, only OT amounts for the Lead MCSAP Agency should be included in the table below. If the OT amount requested is greater than the 14.99 percent limitation in the MCSAP Comprehensive Policy (MCP), then justification must be provided in the CVSP for review and approval by FMCSA headquarters.

Activities conducted on OT by subrecipients under subawards from the Lead MCSAP Agency must comply with the 14.99 percent limitation as provided in the MCP. Any deviation from the 14.99 percent limitation must be approved by the Lead MCSAP Agency for the subrecipients.

Summary of MCSAP Funding Limitations

Allowable amount for Lead MCSAP Agency Overtime without written justification (14.99% of MCSAP Award Amount):	\$299,516.00
---	--------------

Personnel: Salary and Overtime Project Costs							
Salary Project Costs							
Position(s)	# of Staff	% of Time on MCSAP Grant	Salary	Total Project Costs (Federal + State)	Federal Share	State Share	MOE
Civilian	1	100.0000	\$59,148.00	\$59,148.00	\$56,191.00	\$2,957.00	\$0.00
Lieutenant (full-time sworn)	1	100.0000	\$150,000.00	\$150,000.00	\$142,500.00	\$7,500.00	\$0.00
Trooper (full-time sworn)	6	100.0000	\$108,000.00	\$648,000.00	\$615,600.00	\$32,400.00	\$0.00
Subtotal: Salary				\$857,148.00	\$814,291.00	\$42,857.00	\$0.00
Overtime Project Costs							
Trooper (salary)	6	100.0000	\$29,250.00	\$175,500.00	\$166,725.00	\$8,775.00	\$0.00
Total overtime	1	100.0000	\$75,000.00	\$75,000.00	\$71,250.00	\$3,750.00	\$0.00
Subtotal: Overtime				\$250,500.00	\$237,975.00	\$12,525.00	\$0.00
TOTAL: Personnel				\$1,107,648.00	\$1,052,266.00	\$55,382.00	\$0.00
Accounting Method:	Cash						

Enter a detailed explanation of how the personnel costs were derived and allocated to the MCSAP project.

The pay structure for the sworn members of the RI State Police Commercial Enforcement Unit, who are members of the RI State Police Troopers Association and include sworn division members with the rank of trooper, corporal, and sergeant. As other sworn members of the RI State Police, CEU members in the RI State Police Troopers Association are scheduled to work a total of **49.5 standard hours a week**, Monday through Friday with Saturday, and Sunday as leave days (5 and 2 schedule). As contractually agreed upon the weekly standard salary for all members of the RI State Police bargaining unit on this schedule is calculated as follows: 42 hours at straight pay rate and the remaining 7.5 hours at a time and a half regular rate for a total of 49.5 hours. The 7.5 hours are required and are part of the standard work week for sworn members on this schedule. These hours are part of the regularly schedule work week for RI State Police Members in the collective bargaining unit. Any hours worked in addition to the regularly schedule work week of 49.5 regular standard hours are considered overtime hours by the RI State Police. If a member of the CEU takes a vacation day or a sick day during the week they still receive their standard salary for the week of 49.5 hours. I have attached a copy of a weekly time sheet submitted to payroll for the CEU members with the rank of Sergeant, Corporal, and Trooper for your review showing they work a standard work week of 49.5 hours. The reason for the above salary calculation method for members on a 49.5-hour work week is for salary equity with other sworn members who work 3 days on with 3 days off work schedule.

In 2020 FMCSA advised that the 7.5 hours of a trooper's salary which is calculated at a time and a half regular rate will be applied against the 15 % overtime cap. This decision will require the RISP to count these hours against the cap even if they are not worked. For example, if a trooper is on vacation or another type of leave, the 7.5 hours will still need to be counted against the overtime cap based on the rate these hours are calculated by. The total overtime hours in the personnel table reflects this decision by FMCSA.

"FY 2022 Updates"

The RI State Police CEU consists of 16 full and part-time employees (MCSAP eligible). The full-time members consist of 1 Lieutenant, 1 Sergeant, 1 Corporal, 6 Troopers (FTE's), and 1 Civilian (9 sworn personnel and 1 civilian). The part-time employees consist of 1 Lieutenant, 2 Corporals and 4 Troopers (7 sworn personnel). The Corporal and 1 Trooper (FTE), who are MCSAP qualify, are assigned to conduct size and weights on a full-time bases and are not funded through the MCSAP grant. These individuals were not used in the salary calculations, and they are not reflected in the table or the below narrative going forward.

The Lieutenant works approximately 2,288 hrs. per year (44 hrs. per week), with the 1 Sergeant, and 5 Troopers work approximately 2,574 hrs. per year (49.5 hrs. per week -standard work week) and the 1 full-time civilian employee works approximately 1,820 hours per year (35 hrs. per week), which is applied to the grant.

The Sergeant, and 5 Troopers work approximately 2,574 hours per year (each). Their standard work week is 49.5 hours, and their salary is calculated as 42 hours at straight time and 7.5 hours at a time and a half rate (yearly calculation equals 2,184 hours at straight time and 390 hours calculated a time and a half rate). Based on the ruling by FMCSA 2,340 hours of these members standard salary will be counted as overtime hours and calculated against the overtime cap of 15 %.

Additionally, Full-time, part-time, and civilian employees work a total of approximately 1000 hours per year on an overtime basis (not regularly scheduled hours), which is applied to the grant.

The approximate total budget amount for employees is \$1,107,658.00.

Note: With the new Bipartisan Infrastructure FMCSA increased the (estimated) funding for RI from approximately \$1,509,341.00 (total funding) to approximately \$1,996,773.00. This is a total increase of funding of approximately \$487,432.00. Most of these funds were applied to personnel costs and fringe benefits which were significantly underfunded over the years. This additional funding will allow RI to maintain its current staffing levels and with future financial increases in the next several years we are planning to increase the unit's manpower which will be used to conduct MCSAP activities. (The salary and overtime sections were increase by approximately \$237,210.00 from the original 2022 CVSP submitted).

Part 4 Section 3 - Fringe Benefits

Fringe costs are benefits paid to employees, including the cost of employer's share of FICA, health insurance, worker's compensation, and paid leave. Only non-Federal grantees that use the **accrual basis** of accounting may have a separate line item for leave, and is entered as the projected leave expected to be accrued by the personnel listed within Part 4.2 – Personnel. Reference [2 CFR §200.431\(b\)](#).

Show the fringe benefit costs associated with the staff listed in the Personnel section. Fringe costs may be estimates, or based on a fringe benefit rate. If using an approved rate by the applicant's Federal cognizant agency for indirect costs, a copy of the indirect cost rate agreement must be provided in the "My Documents" section in eCVSP and through grants.gov. For more information on this item see [2 CFR §200.431](#).

Show how the fringe benefit amount is calculated (i.e., actual fringe rate, rate approved by HHS Statewide Cost Allocation or cognizant agency, or an aggregated rate). Include a description of the specific benefits that are charged to a project and the benefit percentage or total benefit cost.

Actual Fringe Rate: a fringe rate approved by your cognizant agency or a fixed rate applied uniformly to each position.

Aggregated Rate: a fringe rate based on actual costs and not a fixed rate (e.g. fringe costs may vary by employee position/classification).

Depending on the State, there are fixed employer taxes that are paid as a percentage of the salary, such as Social Security, Medicare, State Unemployment Tax, etc. For more information on this item see the [Fringe Benefits Job Aid below](#).

Fringe costs method: Aggregated Rate - documentation added to 'My Documents' to describe rate calculation

Total Project Costs equal the Fringe Benefit Rate x Percentage of Time on MCSAP grant x Base Amount divided by 100.

Fringe Benefit Rate: The rate that has been approved by the State's cognizant agency for indirect costs; or a rate that has been calculated based on the aggregate rates and/or costs of the individual items that your agency classifies as fringe benefits.

Base Amount: The salary/wage costs within the proposed budget to which the fringe benefit rate will be applied.

Fringe Benefits Project Costs							
Position(s)	Fringe Benefit Rate	% of Time on MCSAP Grant	Base Amount	Total Project Costs (Federal + State)	Federal Share	State Share	MOE
Civilian	80.0000	100.0000	\$59,148.00	\$47,318.40	\$44,952.48	\$2,365.92	\$0.00
Trooper (full-time sworn)	60.0000	100.0000	\$798,000.00	\$478,800.00	\$454,860.00	\$23,940.00	\$0.00
Overtime (fringe)	1.4500	100.0000	\$250,500.00	\$3,632.25	\$3,450.64	\$181.61	\$0.00
TOTAL: Fringe Benefits				\$529,750.65	\$503,263.12	\$26,487.53	\$0.00

Enter a detailed explanation of how the fringe benefit costs were derived and allocated to the MCSAP project.

"FY 2022 Updates"

Fringe benefits are a summation of the aggregated fringe benefits per employee at a rate of 60% of the average full time Trooper's salaries (sworn members) and 80% of the Civilian's annual salary which includes: FICA, Retirement, Retirement Health, Assets Fringe Benefit, Health Insurance, Dental, and Vision.

Full Time Trooper: 60% of the Average annual salaries total - (\$798,800) = \$478,800.00

Civilian: 80% of annual salary total - (\$59,148) = \$47,318.40

Overtime fringe rate is calculated at 1.45 % (\$250.500) = \$3,632.25

The estimated budgeted amount for fringe benefit in this proposal is for \$529,750.65 This rate is a percentage used

for budgeting purposes and actual will be included with requests for reimbursement (Attached is how the fringe rate is calculated).

The fringe rate for troopers is calculated at 60 % for the portion of the salary calculated at regular rate and 1.45 % calculated at the overtime rate.

Note: With the new Bipartisan Infrastructure FMCSA increased the (estimated) funding for RI from approximately \$1,509,341.00 (total funding) to approximately \$1,996,773.00. This is a total increase of funding of approximately \$487,432.00. Most of these funds were applied to personnel costs and fringe benefits which were significantly underfunded over the years. This additional funding will allow RI to maintain its current staffing levels and with future financial increases in the next several years we are planning to increase the unit's manpower which will be used to conduct MCSAP activities. (The fringe benefit section was increase by approximately \$164,877.19 from the original 2022 CVSP submitted).

Part 4 Section 4 - Travel

Itemize the positions/functions of the people who will travel. Show the estimated cost of items including but not limited to, airfare, lodging, meals, transportation, etc. Explain in detail how the MCSAP program will directly benefit from the travel.

Travel costs are funds for field work or for travel to professional meetings.

List the purpose, number of persons traveling, number of days, percentage of time on MCSAP Grant, and total project costs for each trip. If details of each trip are not known at the time of application submission, provide the basis for estimating the amount requested. For more information on this item see [2 CFR §200.474](#).

Total Project Costs should be determined by State users, and manually input in the table below. There is no system calculation for this budget category.

Travel Project Costs							
Purpose	# of Staff	# of Days	% of Time on MCSAP Grant	Total Project Costs (Federal + State)	Federal Share	State Share	MOE
General Hazardous Material	1	5	100.0000	\$1,000.00	\$950.00	\$50.00	\$0.00
Other Bulk Packaging Course	1	5	100.0000	\$1,000.00	\$950.00	\$50.00	\$0.00
Cargo Tank Course	1	5	100.0000	\$1,000.00	\$950.00	\$50.00	\$0.00
Passenger Vehicle Inspection Course	1	5	100.0000	\$1,000.00	\$950.00	\$50.00	\$0.00
North American Standard Part A and Part B courses	1	10	100.0000	\$2,000.00	\$1,900.00	\$100.00	\$0.00
Annual MCSAP Workshop	2	5	100.0000	\$3,600.00	\$3,420.00	\$180.00	\$0.00
CVSA NAIC Conference	1	5	100.0000	\$1,800.00	\$1,710.00	\$90.00	\$0.00
CVSA Spring Conference	2	5	100.0000	\$3,600.00	\$3,420.00	\$180.00	\$0.00
CVSA Fall Conference	2	5	100.0000	\$3,600.00	\$3,420.00	\$180.00	\$0.00
CVSA COHMED Conference	2	5	100.0000	\$3,600.00	\$3,420.00	\$180.00	\$0.00
CVSA Data Management Workshop	1	5	100.0000	\$1,800.00	\$1,710.00	\$90.00	\$0.00
TOTAL: Travel				\$24,000.00	\$22,800.00	\$1,200.00	\$0.00

Enter a detailed explanation of how the travel costs were derived and allocated to the MCSAP project.
Conference Travel:

One (1) member to attend NAIC (estimate) @ \$1,800 per person for a total of \$1,800 (Airfare, Per Diem, Accommodations).

Conference name: NAIC, Days: 5, Travelers: 1, Airfare: \$500, Lodging \$1,000, Per Diem: \$250, Taxi/Transportation to and from airport/hotel: \$50. Estimated Total Cost: \$1,800.

Two (2) members to attend the CVSA Spring Conference (estimate) @ \$1,800 per person for a total of \$3,600 (Airfare, Per Diem, Accommodations).

Conference name: CVSA Spring Conference, Days: 5, Travelers: 2, Airfare: \$1,000, Lodging \$2,000, Per Diem: \$500, Taxi/Transportation to and from airport/hotel: \$100. Estimated Total Cost: \$3,600.

Two (2) members to attend the CVSA Fall Conference (estimate) @ \$1,800 per person for a total of \$3,600 (Airfare, Per Diem, Accommodations).

Conference name: CVSA Fall Conference, Days: 5, Travelers: 2, Airfare: \$1,000, Lodging \$2,000, Per Diem: \$500, Taxi/Transportation to and from airport/hotel: \$100. Estimated Total Cost: \$3,600.

Two (2) members to attend the CVSA COHMED Conference (estimate) @ \$1,800 per person for a total of \$3,600 (Airfare, Per Diem, Accommodations).

Conference name: CVSA COHMED Conference, Days: 5, Travelers: 2, Airfare: \$1,000, Lodging \$2,000, Per Diem: \$500, Taxi/Transportation to and from airport/hotel: \$100. Estimated Total Cost: \$3,600.

The proposed cost for conference travel is estimated at \$12,600.

Training Travel (Transportation, Per Diem, Accommodations):

One (1) member to attend General Hazardous Materials Inspection School (one week course) (location to be determined) (estimate) @ \$1000 per person for a total of \$1000 (Per Diem & Accommodations).

Training: General C Inspection School, Days: 5, Travelers: 1, Lodging \$750, Per Diem: \$250. Estimated Total Cost: \$1,000.

One (1) member to attend Other Bulk Packaging Course (one week course) (location to be determined) (estimate) @ \$1000 per person for a total of \$1,000 (Per Diem & Accommodations).

Training: Other Bulk Packaging Course, Days: 5, Travelers: 1, Lodging \$750, Per Diem: \$250. Estimated Total Cost: \$1,000.

One (1) members to attend Cargo Tank Course (one week course) (location to be determined) (estimate) @ \$1,000 per person for a total of \$1,000 (Per Diem & Accommodations).

Training: Cargo Tank Course, Days: 5, Travelers: 1, Lodging \$750, Per Diem: \$250. Estimated Total Cost: \$1,000.

One (1) members to attend Passenger Vehicle Inspection Course (one week course) (location to be determined) (estimate) @ \$1,000 per person for a total of \$1,000 (Per Diem & Accommodations).

Training: Passenger Vehicle Inspection Course, Days: 5, Travelers: 1, Lodging \$750, Per Diem: \$250. Estimated Total Cost: \$1,000.

One (1) member to attend North American Standard Part A and Part B (two week course) (location to be determined) (estimate) @ \$2,000 per person for a total of \$2,000 (Per Diem & Accommodations).

Training: North American Standard Part A and Part B, Days: 10, Travelers: 1, Lodging \$1,500, Per Diem: \$500. Estimated Total Cost: \$2,000.

Two (2) members to attend 2022 MCSAP Workshop (location to be determined) (estimate) @ \$1,800 per person for a total of \$3,600 (Airfare, Per Diem, Accommodations).

Training: MCSAP, Days: 5, Travelers: 2, Airfare: \$1,000, Lodging \$2,000, Per Diem: \$500, Taxi/Transportation to and from airport/hotel: \$100. Estimated Total Cost: \$3,600.

One (1) civilian to attend the CVSA Data Management Workshop. (estimate) @ \$ 1,800 per person for a total of \$1,800 (Airfare, Per Diem, Accommodations).

Training: CVSA Data Management Workshop: 5, Travelers: 1, Airfare: \$500, Lodging \$1,000, Per Diem: \$250, Taxi/Transportation to and from airport/hotel: \$50. Estimated Total Cost: \$1,800.

The proposed cost for training travel is estimated at \$11,400

Part 4 Section 5 - Equipment

Equipment is tangible or intangible personal property. It includes information technology systems having a useful life of more than one year, and a per-unit acquisition cost that equals or exceeds the lesser of the capitalization level established by the non-Federal entity (i.e., the State) for financial statement purposes, or \$5,000.

- If your State's equipment capitalization threshold is below \$5,000, check the box below and provide the threshold amount. See [§200.12](#) Capital assets, [§200.20](#) Computing devices, [§200.48](#) General purpose equipment, [§200.58](#) Information technology systems, [§200.89](#) Special purpose equipment, and [§200.94](#) Supplies.

Show the total cost of equipment and the percentage of time dedicated for MCSAP related activities that the equipment will be billed to MCSAP. For example, you intend to purchase a server for \$5,000 to be shared equally among five programs, including MCSAP. The MCSAP portion of the total cost is \$1,000. If the equipment you are purchasing will be capitalized (depreciated), you may only show the depreciable amount, and not the total cost ([2 CFR §200.436](#) and [2 CFR §200.439](#)). If vehicles or large IT purchases are listed here, the applicant must disclose their agency's capitalization policy.

Provide a description of the equipment requested. Include the quantity, the full cost of each item, and the percentage of time this item will be dedicated to MCSAP grant.

Total Project Costs equal the Number of Items x Full Cost per Item x Percentage of Time on MCSAP grant.

Equipment Project Costs							
Item Name	# of Items	Full Cost per Item	% of Time on MCSAP Grant	Total Project Costs (Federal + State)	Federal Share	State Share	MOE
Patrol Vehicle	1	\$90,000.00	100	\$90,000.00	\$85,500.00	\$4,500.00	\$0.00
TOTAL: Equipment				\$90,000.00	\$85,500.00	\$4,500.00	\$0.00
Equipment threshold is greater than \$5,000.							

Enter a detailed explanation of how the equipment costs were derived and allocated to the MCSAP project.

"FY 2022 Updates"

The CEU needs to replace a 2013 Chevrolet Tahoe that has reached its life usefulness. The cost of a new fully equipped, division approved 2022 Police Chevrolet Tahoe (or similar type vehicle) including, but not limited to, emergency lighting, communications, mobile data terminal, equipment containment system, etc., is approximately \$90,000. It is the policy and procedure of the CEU to replace vehicles when they reach approximately 100,000 miles. Historically the CEU has found that it is more financially prudent and less time consuming to replace a vehicle rather than spend an abundant amount of money repairing one. 5/26/2022: The cost for a replacement vehicle was increased to from \$72,189.60 to \$90,000. The increase was based on the current pricing for a 2022/2023.

Part 4 Section 6 - Supplies

Supplies means all tangible property other than that described in §200.33 Equipment. A computing device is a supply if the acquisition cost is less than the lesser of the capitalization level established by the non-Federal entity for financial statement purposes or \$5,000, regardless of the length of its useful life. See also §200.20 Computing devices and §200.33 Equipment.

Estimates for supply costs may be based on the same allocation as personnel. For example, if 35 percent of officers' salaries are allocated to this project, you may allocate 35 percent of your total supply costs to this project. A different allocation basis is acceptable, so long as it is reasonable, repeatable and logical, and a description is provided in the narrative.

Provide a description of each unit/item requested, including the quantity of each unit/item, the unit of measurement for the unit/item, the cost of each unit/item, and the percentage of time on MCSAP grant.

Total Project Costs equal the Number of Units x Cost per Unit x Percentage of Time on MCSAP grant.

Supplies Project Costs							
Item Name	# of Units/ Unit of Measurement	Cost per Unit	% of Time on MCSAP Grant	Total Project Costs (Federal + State)	Federal Share	State Share	MOE
Uniforms	1 Year	\$11,300.00	100.0000	\$11,300.00	\$10,735.00	\$565.00	\$0.00
Roadside Inspector Equipment	1 Year	\$8,000.00	100.0000	\$8,000.00	\$7,600.00	\$400.00	\$0.00
Office Supplies	1 Year	\$3,697.05	100.0000	\$3,697.05	\$3,512.20	\$184.85	\$0.00
TOTAL: Supplies				\$22,997.05	\$21,847.20	\$1,149.85	\$0.00

Enter a detailed explanation of how the supply costs were derived and allocated to the MCSAP project.

"FY 2022 Updates"

The CEU will need non-vehicle equipment to conduct motor carrier safety inspections. Below is a list of equipment that will be needed (estimate):

The CEU needs general office supplies for the year in order to support the MCSAP program. Supplies consist of: paper (to include thermal paper), pens, computer ink, staples, copier toner, and fax toner, etc. The proposed cost of the needed supplies is \$3,697.05.

Brake chambermates, regulations/OOS Books (MCSR, HM Regs, OOS Books), wheel safety chocks, creepers, rulers, batteries (flash lights), OOS & CVSA decals, ect. This equipment is needed to replace older equipment that has reached its useful life. The budget amount for this equipment in this proposal is for \$8000.

The proposed cost for uniforms and related items is \$11,300. This is needed to replace worn uniforms, web gear, and boots for 16 Troopers. The uniform is division approved and required wear. The unit researches the cost of the required items to get the best price available.

The total cost in the supplies section is \$22,997.05 and is an increase of \$6,357.05 from the from the original 2022 CVSP submitted. The increase was based on the current pricing for a 2022/2023.

Part 4 Section 7 - Contractual and Subaward

This section includes contractual costs and subawards to subrecipients. Use the table below to capture the information needed for both contractual agreements and subawards. The definitions of these terms are provided so the instrument type can be entered into the table below.

Contractual – A contract is a legal instrument by which a non-Federal entity purchases property or services needed to carry out the project or program under a Federal award ([2 CFR §200.22](#)). All contracts issued under a Federal award must comply with the standards described in [2 CFR §200 Procurement Standards](#).

Note: Contracts are separate and distinct from subawards; see [2 CFR §200.330](#) for details.

Subaward – A subaward is an award provided by a pass-through entity to a subrecipient for the subrecipient to carry out part of a Federal award received by the pass-through entity. It does not include payments to a contractor or payments to an individual that is a beneficiary of a Federal program. A subaward may be provided through any form of legal agreement, including an agreement that the pass-through entity considers a contract ([2 CFR §200.92](#) and [2 CFR §200.330](#)).

Subrecipient - Subrecipient means a non-Federal entity that receives a subaward from a pass-through entity to carry out part of a Federal program, but does not include an individual who is a beneficiary of such program. A subrecipient may also be a recipient of other Federal awards directly from a Federal awarding agency ([2 CFR §200.93](#)).

Enter the legal name of the vendor or subrecipient if known. If unknown at this time, please indicate 'unknown' in the legal name field. Include a description of services for each contract or subaward listed in the table. Entering a statement such as "contractual services" with no description will not be considered meeting the requirement for completing this section.

Enter the DUNS or EIN number of each entity. There is a drop-down option to choose either DUNS or EIN, and then the State must enter the corresponding identification number.

Select the Instrument Type by choosing either Contract or Subaward for each entity.

Total Project Costs should be determined by State users and input in the table below. The tool does not automatically calculate the total project costs for this budget category.

Operations and Maintenance-If the State plans to include O&M costs that meet the definition of a contractual or subaward cost, details must be provided in the table and narrative below.

Please describe the activities these costs will be using to support (i.e., ITD, PRISM, SSDQ or other services.)

Contractual and Subaward Project Costs							
Legal Name	DUNS/EIN Number	Instrument Type	% of Time on MCSAP Grant	Total Project Costs (Federal + State)	Federal Share	State Share	MOE
Intelligent Imaging Systems, Inc.	EIN 98042446	Contract	100.0000	\$27,500.00	\$26,125.00	\$1,375.00	\$0.00
Description of Services: Maintenance and Service Plan for Electronic Screening Equipment							
TOTAL: Contractual and Subaward				\$27,500.00	\$26,125.00	\$1,375.00	\$0.00

Enter a detailed explanation of how the contractual and subaward costs were derived and allocated to the MCSAP project.

"FY 2022 Updates"

O&M costs for deployed ITD/PRISM projects include \$27,500 for a Support and Maintenance Service Plan for our Smart Roadside Automated Electronic Screening System that was purchased with funds from Rhode Island's 2008 CVISN Grant. 5/26/2022: The cost of the Maintenance Service Plan was increased to \$27,500 to reflect the recent increase in price. This section was reduced by \$500 from the original 2022 CVSP submitted because there is no longer a fee for the maintenance contract on the units copy machine.

Part 4 Section 8 - Other Costs

Other Costs are those not classified elsewhere and are allocable to the Federal award. These costs must be specifically itemized and described. The total costs and allocation bases must be explained in the narrative. Examples of Other Costs (typically non-tangible) may include utilities, leased property or equipment, fuel for vehicles, employee training tuition, meeting registration costs, etc. The quantity, unit of measurement (e.g., monthly, annually, each, etc.), unit cost, and percentage of time on MCSAP grant must be included.

Operations and Maintenance—If the State plans to include O&M costs that do not meet the definition of a contractual or subaward cost, details must be provided in the table and narrative below. Please identify these costs as ITD O&M, PRISM O&M, or SSDQ O&M. Sufficient detail must be provided in the narrative that explains what components of the specific program are being addressed by the O&M costs.

Enter a description of each requested Other Cost.

Enter the number of items/units, the unit of measurement, the cost per unit/item, and the percentage of time dedicated to the MCSAP grant for each Other Cost listed. Show the cost of the Other Costs and the portion of the total cost that will be billed to MCSAP. For example, you intend to purchase air cards for \$2,000 to be shared equally among five programs, including MCSAP. The MCSAP portion of the total cost is \$400.

Total Project Costs equal the Number of Units x Cost per Item x Percentage of Time on MCSAP grant.

Indirect Costs

Information on Indirect Costs ([2 CFR §200.56](#)) is captured in this section. This cost is allowable only when an approved indirect cost rate agreement has been provided in the “My Documents” area in the eCVSP tool and through Grants.gov. Applicants may charge up to the total amount of the approved indirect cost rate multiplied by the eligible cost base. Applicants with a cost basis of salaries/wages and fringe benefits may only apply the indirect rate to those expenses. Applicants with an expense base of modified total direct costs (MTDC) may only apply the rate to those costs that are included in the MTDC base ([2 CFR §200.68](#)).

- **Cost Basis** — is the accumulated direct costs (normally either total direct salaries and wages or total direct costs exclusive of any extraordinary or distorting expenditures) used to distribute indirect costs to individual Federal awards. The direct cost base selected should result in each Federal award bearing a fair share of the indirect costs in reasonable relation to the benefits received from the costs.
- **Approved Rate** — is the rate in the approved Indirect Cost Rate Agreement.
- **Eligible Indirect Expenses** — means after direct costs have been determined and assigned directly to Federal awards and other activities as appropriate. Indirect costs are those remaining to be allocated to benefitted cost objectives. A cost may not be allocated to a Federal award as an indirect cost if any other cost incurred for the same purpose, in like circumstances, has been assigned to a Federal award as a direct cost.
- **Total Indirect Costs** equal Approved Rate x Eligible Indirect Expenses divided by 100.

Your State will claim reimbursement for Indirect Costs.

Indirect Costs					
Cost Basis	Approved Rate	Eligible Indirect Expenses	Total Indirect Costs	Federal Share	State Share
Modified Total Direct Costs (MTDC)	10	\$1,906,773.00	\$190,677.30	\$181,143.43	\$9,533.87
TOTAL: Indirect Costs			\$190,677.30	\$181,143.43	\$9,533.87

Other Costs Project Costs							
Item Name	# of Units/ Unit of Measurement	Cost per Unit	% of Time on MCSAP Grant	Total Project Costs (Federal + State)	Federal Share	State Share	MOE
CVSA Membership Dues	1 Year	\$7,800.00	0.0000	\$0.00	\$0.00	\$0.00	\$7,800.00
Vehicle Fuel Costs	1 Year	\$24,225.50	0.0000	\$0.00	\$0.00	\$0.00	\$24,225.50
Repair & Maintenance Cost	1 Year	\$22,794.95	0.0000	\$0.00	\$0.00	\$0.00	\$22,794.95
Air Cards & Mobile Telephone	1 Year	\$3,847.16	0.0000	\$0.00	\$0.00	\$0.00	\$3,847.16
Audit Fees	1 Year	\$707.11	0.0000	\$0.00	\$0.00	\$0.00	\$707.11
Conference Fees	6 Year	\$700.00	100.0000	\$4,200.00	\$3,990.00	\$210.00	\$0.00
TOTAL: Other Costs				\$4,200.00	\$3,990.00	\$210.00	\$59,374.72

Enter a detailed explanation of how the 'other' costs were derived and allocated to the MCSAP project.

"FY 2022 Updates"

The Indirect Cost Rate was calculated by using 10% De Minimis of the Modified Total Direct Cost (MTDC). (The indirect cost rate was adjusted to reflect update projected grant amount. The total indirect cost is \$190,677.30)

Conference Fees to attend CVSA Fall & Spring Conference and the COHMED Conference is \$4,200 (6 @ \$700 per conference for a total of \$4,200). 10/29/2021: Because of the recent increase in cost to attend CVSA events, the conference fees section was increased to \$4,200.

The following costs are planned MOE expenditures:

CVSA Annual Membership Fees: \$7,800

Vehicle Fuel Costs: \$24,225.50

Repair & Maintenance of Vehicles: \$22,794.95

Air Card & Mobile Telephone Costs: \$3,847.16

Audit Fees: \$707.11

Total Planned Other Costs and MOE Expenditures is \$63,574.72 (Other Costs \$4,200 plus MOE Expenditures \$59,374.72 equals \$63,574.72)

This section increased by \$61,677.30 from the original 2022 CVSP submitted.

Part 4 Section 9 - Comprehensive Spending Plan

The Comprehensive Spending Plan is auto-populated from all line items in the tables and is in read-only format. Changes to the Comprehensive Spending Plan will only be reflected by updating the individual budget category table(s).

ESTIMATED Fiscal Year Funding Amounts for MCSAP			
	85.01% Federal Share	14.99% State Share	Total Estimated Funding
Total	\$1,896,934.00	\$99,839.00	\$1,996,773.00

Summary of MCSAP Funding Limitations	
Allowable amount for Overtime without written justification (14.99% of MCSAP Award Amount):	\$299,516.00
MOE Baseline:	\$54,253.92

Estimated Expenditures				
Personnel				
	Federal Share	State Share	Total Project Costs (Federal + Share)	MOE
Civilian	\$56,191.00	\$2,957.00	\$59,148.00	\$0.00
Lieutenant (full-time sworn)	\$142,500.00	\$7,500.00	\$150,000.00	\$0.00
Trooper (full-time sworn)	\$615,600.00	\$32,400.00	\$648,000.00	\$0.00
Salary Subtotal	\$814,291.00	\$42,857.00	\$857,148.00	\$0.00
Trooper (salary)	\$166,725.00	\$8,775.00	\$175,500.00	\$0.00
Total overtime	\$71,250.00	\$3,750.00	\$75,000.00	\$0.00
Overtime subtotal	\$237,975.00	\$12,525.00	\$250,500.00	\$0.00
Personnel total	\$1,052,266.00	\$55,382.00	\$1,107,648.00	\$0.00

Fringe Benefits				
	Federal Share	State Share	Total Project Costs (Federal + State)	MOE
Civilian	\$44,952.48	\$2,365.92	\$47,318.40	\$0.00
Trooper (full-time sworn)	\$454,860.00	\$23,940.00	\$478,800.00	\$0.00
Overtime (fringe)	\$3,450.64	\$181.61	\$3,632.25	\$0.00
Fringe Benefits total	\$503,263.12	\$26,487.53	\$529,750.65	\$0.00

Travel				
	Federal Share	State Share	Total Project Costs (Federal + State)	MOE
General Hazardous Material	\$950.00	\$50.00	\$1,000.00	\$0.00
Other Bulk Packaging Course	\$950.00	\$50.00	\$1,000.00	\$0.00
Cargo Tank Course	\$950.00	\$50.00	\$1,000.00	\$0.00
Passenger Vehicle Inspection Course	\$950.00	\$50.00	\$1,000.00	\$0.00
North American Standard Part A and Part B courses	\$1,900.00	\$100.00	\$2,000.00	\$0.00
Annual MCSAP Workshop	\$3,420.00	\$180.00	\$3,600.00	\$0.00
CVSA NAIC Conference	\$1,710.00	\$90.00	\$1,800.00	\$0.00
CVSA Spring Conference	\$3,420.00	\$180.00	\$3,600.00	\$0.00
CVSA Fall Conference	\$3,420.00	\$180.00	\$3,600.00	\$0.00
CVSA COHMED Conference	\$3,420.00	\$180.00	\$3,600.00	\$0.00
CVSA Data Management Workshop	\$1,710.00	\$90.00	\$1,800.00	\$0.00
Travel total	\$22,800.00	\$1,200.00	\$24,000.00	\$0.00

Equipment				
	Federal Share	State Share	Total Project Costs (Federal + State)	MOE
Patrol Vehicle	\$85,500.00	\$4,500.00	\$90,000.00	\$0.00
Equipment total	\$85,500.00	\$4,500.00	\$90,000.00	\$0.00

Supplies				
	Federal Share	State Share	Total Project Costs (Federal + State)	MOE
Uniforms	\$10,735.00	\$565.00	\$11,300.00	\$0.00
Roadside Inspector Equipment	\$7,600.00	\$400.00	\$8,000.00	\$0.00
Office Supplies	\$3,512.20	\$184.85	\$3,697.05	\$0.00
Supplies total	\$21,847.20	\$1,149.85	\$22,997.05	\$0.00

Contractual and Subaward				
	Federal Share	State Share	Total Project Costs (Federal + State)	MOE
Intelligent Imaging Systems, Inc.	\$26,125.00	\$1,375.00	\$27,500.00	\$0.00
Contractual and Subaward total	\$26,125.00	\$1,375.00	\$27,500.00	\$0.00

Other Costs				
	Federal Share	State Share	Total Project Costs (Federal + State)	MOE
CVSA Membership Dues	\$0.00	\$0.00	\$0.00	\$7,800.00
Vehicle Fuel Costs	\$0.00	\$0.00	\$0.00	\$24,225.50
Repair & Maintenance Cost	\$0.00	\$0.00	\$0.00	\$22,794.95
Air Cards & Mobile Telephone	\$0.00	\$0.00	\$0.00	\$3,847.16
Audit Fees	\$0.00	\$0.00	\$0.00	\$707.11
Conference Fees	\$3,990.00	\$210.00	\$4,200.00	\$0.00
Other Costs total	\$3,990.00	\$210.00	\$4,200.00	\$59,374.72

Total Costs				
	Federal Share	State Share	Total Project Costs (Federal + State)	MOE
Subtotal for Direct Costs	\$1,715,791.32	\$90,304.38	\$1,806,095.70	\$59,374.72
Indirect Costs	\$181,143.43	\$9,533.87	\$190,677.30	NA
Total Costs Budgeted	\$1,896,934.75	\$99,838.25	\$1,996,773.00	\$59,374.72

Part 4 Section 10 - Financial Summary

The Financial Summary is auto-populated by the system by budget category. It is a read-only document and can be used to complete the SF-424A in Grants.gov. Changes to the Financial Summary will only be reflected by updating the individual budget category table(s).

- The system will confirm that percentages for Federal and State shares are correct for Total Project Costs. The edit check is performed on the **"Total Costs Budgeted"** line only.
- The system will confirm that Planned MOE Costs equal or exceed FMCSA funding limitation. The edit check is performed on the **"Total Costs Budgeted"** line only.
- The system will confirm that the Overtime value does not exceed the FMCSA funding limitation. The edit check is performed on the **"Overtime subtotal"** line.

ESTIMATED Fiscal Year Funding Amounts for MCSAP			
	85.01% Federal Share	14.99% State Share	Total Estimated Funding
Total	\$1,896,934.00	\$99,839.00	\$1,996,773.00

Summary of MCSAP Funding Limitations	
Allowable amount for Overtime without written justification (14.99% of MCSAP Award Amount):	\$299,516.00
MOE Baseline:	\$54,253.92

Estimated Expenditures				
	Federal Share	State Share	Total Project Costs (Federal + State)	Planned MOE Costs
Salary Subtotal	\$814,291.00	\$42,857.00	\$857,148.00	\$0.00
Overtime Subtotal	\$237,975.00	\$12,525.00	\$250,500.00	\$0.00
Personnel Total	\$1,052,266.00	\$55,382.00	\$1,107,648.00	\$0.00
Fringe Benefits Total	\$503,263.12	\$26,487.53	\$529,750.65	\$0.00
Travel Total	\$22,800.00	\$1,200.00	\$24,000.00	\$0.00
Equipment Total	\$85,500.00	\$4,500.00	\$90,000.00	\$0.00
Supplies Total	\$21,847.20	\$1,149.85	\$22,997.05	\$0.00
Contractual and Subaward Total	\$26,125.00	\$1,375.00	\$27,500.00	\$0.00
Other Costs Total	\$3,990.00	\$210.00	\$4,200.00	\$59,374.72
	85.01% Federal Share	14.99% State Share	Total Project Costs (Federal + State)	Planned MOE Costs
Subtotal for Direct Costs	\$1,715,791.32	\$90,304.38	\$1,806,095.70	\$59,374.72
Indirect Costs	\$181,143.43	\$9,533.87	\$190,677.30	NA
Total Costs Budgeted	\$1,896,934.75	\$99,838.25	\$1,996,773.00	\$59,374.72

Part 5 - Certifications and Documents

Part 5 includes electronic versions of specific requirements, certifications and documents that a State must agree to as a condition of participation in MCSAP. The submission of the CVSP serves as official notice and certification of compliance with these requirements. State or States means all of the States, the District of Columbia, the Commonwealth of Puerto Rico, the Commonwealth of the Northern Mariana Islands, American Samoa, Guam, and the Virgin Islands.

If the person submitting the CVSP does not have authority to certify these documents electronically, then the State must continue to upload the signed/certified form(s) through the "My Documents" area on the State's Dashboard page.

Part 5 Section 1 - State Certification

The State Certification will not be considered complete until the four questions and certification declaration are answered. Selecting 'no' in the declaration may impact your State's eligibility for MCSAP funding.

1. What is the name of the person certifying the declaration for your State? James M. Manni
2. What is this person's title? Colonel
3. Who is your Governor's highway safety representative? Peter Alviti Jr.
4. What is this person's title? Director of RIDOT

The State affirmatively accepts the State certification declaration written below by selecting 'yes'.

- ☐ Yes
- ☒ Yes, uploaded certification document
- ☐ No

State Certification declaration:

I, James M. Manni, Colonel, on behalf of the State of RHODE ISLAND, as requested by the Administrator as a condition of approval of a grant under the authority of [49 U.S.C. § 31102](#), as amended, certify that the State satisfies all the conditions required for MCSAP funding, as specifically detailed in [49 C.F.R. § 350.211](#).

If there are any exceptions that should be noted to the above certification, include an explanation in the text box below.

Part 5 Section 2 - Annual Review of Laws, Regulations, Policies and Compatibility Certification

You must answer all three questions and indicate your acceptance of the certification declaration. Selecting 'no' in the declaration may impact your State's eligibility for MCSAP funding.

1. What is the name of your certifying State official? James M. Manni
2. What is the title of your certifying State official? Colonel
3. What are the phone # and email address of your State official? 401-444-1000 sean.ohern@risp.gov

The State affirmatively accepts the compatibility certification declaration written below by selecting 'yes'.

- ☐ Yes
- ☒ Yes, uploaded certification document
- ☐ No

I, James M. Manni, certify that the State has conducted the annual review of its laws and regulations for compatibility regarding commercial motor vehicle safety and that the State's safety laws remain compatible with the Federal Motor Carrier Safety Regulations (49 CFR parts 390-397) and the Hazardous Materials Regulations (49 CFR parts 107 (subparts F and G only), 171-173, 177, 178, and 180) and standards and orders of the Federal government, except as may be determined by the Administrator to be inapplicable to a State enforcement program. For the purpose of this certification, Compatible means State laws or regulations pertaining to interstate commerce that are identical to the FMCSRs and HMRs or have the same effect as the FMCSRs and identical to the HMRs and for intrastate commerce rules identical to or within the tolerance guidelines for the FMCSRs and identical to the HMRs.

If there are any exceptions that should be noted to the above certification, include an explanation in the text box below.

Part 5 Section 3 - New Laws/Legislation/Policy Impacting CMV Safety

Has the State adopted/enacted any new or updated laws (i.e., statutes) impacting CMV safety since the last CVSP or annual update was submitted?

☐ Yes ☒ No

Has the State adopted/enacted any new administrative actions or policies impacting CMV safety since the last CVSP?

☐ Yes ☒ No



STATE OF RHODE ISLAND
DIVISION OF STATE POLICE

HEADQUARTERS: 311 DANIELSON PIKE, NORTH SCITUATE, RHODE ISLAND 02857
Telephone: (401) 444-1001 ♦ Fax: (401) 444-1105 ♦ E-Mail: Ann.Assumpico@risp.gov

BERNARD LANE, JR.
CHIEF FINANCIAL OFFICER II
DEPARTMENT OF PUBLIC SAFETY

June 16, 2021

Mr. Daniel C. Cusumano
State Program Specialist, RI Division
US DOT/FMCSA
20 Risho Avenue, Suite E
East Providence, RI 02914


Dear Mr. Cusumano:

The State of Rhode Island Department of Public Safety (DPS) has determined that our cognizant federal agency is the United States Department of Justice (USDOJ). DPS has never received an indirect cost rate from the USDOJ or any other federal agency. For the purposes of this grant application, the DPS would like to continue to use the 10% de minimis rate per the Uniform Administrative Requirements, Cost Principles, and Audit Requirements for Federal Awards (2 C.F.R Part 200). This rate took effect at the start of the of the last grant award period, which was October 1, 2020.

The DPS understands that the indirect cost rate can only be applied to the modified direct total costs. To determine the modified direct total costs, DPS will use all direct salaries and wages, applicable fringe benefits, materials, supplies, and travel in accordance with the provisions of 2 C.F.R. Part 200.68 and 200.414.

If you have any questions or would like to discuss this further, please contact me via telephone at (401) 764-5795 or e-mail at bernard.lane@risp.gov.

Very respectfully,



Bernard Lane, Jr.
Chief Financial Officer II
Rhode Island Department of Public Safety

FY 2022 Certification of MCSAP Conformance (State Certification)

I Colonel James Manni, on behalf of the State of Rhode Island, as requested by the Administrator as a condition of approval of a grant under the authority of 49 U.S.C. § 31102, as amended, do hereby certify as follows:

1. The State has designated the Rhode Island State Police as the Lead State Agency to administer the Commercial Vehicle Safety Plan (CVSP) throughout the State for the grant sought and the Rhode Island State Police to perform defined functions under the CVSP.
2. The State has assumed responsibility for and adopted commercial motor carrier and highway hazardous materials safety regulations, standards and orders that are compatible with the FMCSRs and the HMRs, and the standards and orders of the Federal Government.
3. The State will cooperate in the enforcement of financial responsibility requirements under 49 C.F.R. part 387.
4. The State will enforce registration (i.e., operating authority) requirements under 49 U.S.C §§ 13902 and 31134 by prohibiting the operation of any vehicle discovered to be operating without the required registration or beyond the scope of the motor carrier's registration.
5. The laws of the State provide the State's enforcement officials right of entry (or other method a State may use that is adequate to obtain the necessary information) and inspection sufficient to carry out the purposes of the CVSP, as approved.
6. The Lead State Agency and any subrecipient of MCSAP funds have the legal authority, resources, and qualified personnel necessary to enforce the State's commercial motor carrier, driver, and highway hazardous materials safety laws, regulations, standards, and orders.
7. The State has undertaken efforts to emphasize and improve enforcement of State and local traffic laws as they pertain to CMV safety.
8. The State will obligate the funds or resources necessary to provide a matching share to the Federal assistance provided in the grant to administer the plan submitted and to enforce the State's commercial motor carrier safety, driver, and hazardous materials laws, regulations, standards, and orders in a manner consistent with the approved plan.
9. The State will maintain the maintenance of effort required under 49 C.F.R. § 350.225.
10. The State requires that all reports required in the CVSP be available to FMCSA upon request, meets the reporting requirements, and uses the forms for recordkeeping, inspections, and investigations that FMCSA prescribes.
11. The State implements performance-based activities, including deployment and maintenance of technology, to enhance the efficiency and effectiveness of CMV safety programs.

12. The State dedicates sufficient resources to a program to ensure that accurate, complete, and timely motor carrier safety data are collected and reported, and to ensure the State's participation in a national motor carrier safety data correction system prescribed by FMCSA.
13. The State will ensure that the Lead State Agency will coordinate the CVSP, data collection, and information systems with the State highway safety improvement program under 23 U.S.C. § 148(c).
14. The State will ensure participation in information technology and data systems as required by FMCSA for jurisdictions receiving MCSAP funding.
15. The State will ensure that information is exchanged with other States in a timely manner.
16. The laws of the State provide that the State will grant maximum reciprocity for inspections conducted pursuant to the North American Standard Inspection procedure, through the use of a nationally accepted system allowing ready identification of previously inspected CMVs.
17. The State will conduct comprehensive and highly visible traffic enforcement and CMV safety inspection programs in high-risk locations and corridors.
18. The State will ensure that it has departmental policies stipulating that roadside inspections will be conducted at locations that are adequate to protect the safety of drivers and enforcement personnel.
19. The State will ensure that, except in the case of an imminent or obvious safety hazard, an inspection of a vehicle transporting passengers for a motor carrier of passengers is conducted at a bus station, terminal, border crossing, maintenance facility, destination, or other location where motor carriers may make planned stops (excluding a weigh station).
20. The State will address activities in support of the national program elements listed in 49 C.F.R. § 350.203.
21. The State will ensure that detection of criminal activities and CMV size and weight enforcement activities described in 49 C.F.R. § 350.227(b) funded with MCSAP funds will not diminish the effectiveness of other CMV safety enforcement programs.
22. The State will ensure that violation sanctions imposed and collected by the State are consistent, effective, and equitable.
23. The State will include, in the training manual for the licensing examination to drive a non-CMV and the training manual for the licensing examination to drive a CMV, information on best practices for safe driving in the vicinity of noncommercial and commercial motor vehicles.
24. The State has in effect a requirement that registrants of CMVS demonstrate their knowledge of the applicable FMCSRs, HMRs, or compatible State laws, regulations, standards, and orders on CMV safety.

25. The State will transmit to its roadside inspectors at the notice of each Federal exemption granted pursuant to 49 U.S.C. § 31315(b) and 49 C.F.R. §§ 390.32 and 390.25 as provided to the State by FMCSA, including the name of the person granted the exemption and any terms and conditions that apply to the exemption.
26. Except for a territory of the United States, the State will conduct safety audits of interstate and, at the State's discretion, intrastate new entrant motor carriers under 49 U.S.C. § 31144(g). The State must verify the quality of the work conducted by a third party authorized to conduct safety audits under 49 U.S.C. § 31144(g) on its behalf, and the State remains solely responsible for the management and oversight of the activities.
27. The State will fully participate in the performance and registration information systems management program under 49 U.S.C. § 31106(b) not later than October 1, 2020, or demonstrates to FMCSA an alternative approach for identifying and immobilizing a motor carrier with serious safety deficiencies in a manner that provides an equivalent level of safety.
28. The State will ensure that it cooperates in the enforcement of hazardous materials safety permits issued under subpart E of part 385 of this subchapter by verifying possession of the permit when required while conducting vehicle inspections and investigations, as applicable.
29. In the case of a State that shares a land border with another country, the State may conduct a border CMV safety program focusing on international commerce that includes enforcement and related projects or will forfeit all MCSAP funds based on border-related activities.
30. In the case that a State meets all MCSAP requirements and funds operation and maintenance costs associated with innovative technology deployment with MCSAP funds, the State agrees to comply with the requirements established in 49 C.F.R. subpart D.

Date

6/23/21

Signature

Col. J. M. - RISP

Weekly Time Sheet

LV: Leave SL: Sick Leave LF: Sick Leave Family P: Personal Leave OD: Sick Leave Injured on Duty		CB: Call Back COMP: Comp. Time BL: Bereavement Leave AL: Administrative Leave H: Holiday		A: On Assign. OT: Overtime V: Vacation		Sunday 3/21/21		Monday 3/22/21		Tuesday 3/23/21		Wednesday 3/24/21		Thursday 3/25/21		Friday 3/26/21		Saturday 3/27/21		
Date:				WEEK'S TOTAL HOURS		In	Out	In	Out	In	Out	In	Out	In	Out	In	Out	In	Out	
Member's Name (Last, First, I), SS No. & Signature				Total		Total		Total		Total		Total		Total		Total		Total		
O'Hern, Sean XXX-XX-3375				MCSAP 44		L		700	400	700	400	700	400	700	400	700	300		L	
Sign:								MCSAP 9		MCSAP 9		MCSAP 9		MCSAP 9		MCSAP 8				
Perotti, Mark J. XXX-XX-5790				MCSAP 49.5		L		700	500	700	500	700	500	700	500	700	430		L	
Sign:								MCSAP 10		MCSAP 10		MCSAP 10		MCSAP 10		MCSAP 9.5				
Lindell, Gina-Marie XXX-XX-1229				WEIGHTS 39.5		L		SL		630	430	630	430	630	430	630	400		L	
Sign:										WEIGHTS 10		WEIGHTS 10		WEIGHTS 10		WEIGHTS 9.5				
Gazzola, Daniel XXX-XX-0432				MCSAP 27.0 STATE 22.5		L		700	500	700	500	700	500	700	500	700	430		L	
Sign:								MCSAP 9 STATE 1		MCSAP 9 STATE 1		MCSAP 9 STATE 1		MCSAP 9 STATE 1		STATE 9.5				
Bergeron, Charles XXX-XX-3232				WEIGHTS 49.5		L		700	500	700	500	700	500	700	500	700	430		L	
Sign:								WEIGHTS 10		WEIGHTS 10		WEIGHTS 10		WEIGHTS 10		WEIGHTS 9.5				

Barracks/Unit Supervisor's Signature:

Sean P. O'Hern

Barracks/Unit: Commercial Enforcement

Rhode Island State Police

Weekly Time Sheet

LV: Leave CB: Call Back SL: Sick Leave COMP: Comp. Time LF: Sick Leave Family BL: Bereavement Leave P: Personal Leave AL: Administrative Leave OD: Sick Leave Injured on Duty H: Holiday		A: On Assign. OT: Overtime V: Vacation		Sunday	Monday	Tuesday	Wednesday	Thursday	Friday	Saturday							
Date:		3/21/21		3/22/21		3/23/21		3/24/21		3/25/21		3/26/21		3/27/21			
WEEK'S TOTAL HOURS		In Out		In Out		In Out		In Out		In Out		In Out		In Out			
Total		Total		Total		Total		Total		Total		Total		Total			
Member's Name (Last, First, I), SS No. & Signature Pasley, Sean F. XXX-XX-3605 Sign:		STATE 49.5		L		600 400		600 400		600 400		600 400		600 330		L	
Thomas, James XXX-XX-1334 Sign:		MCSAP 49.5		L		600 400		600 400		600 400		600 400		600 330		L	
Pope, Donald XXX-XX- Sign:		MCSAP 49.5		L		600 400		600 400		600 400		600 400		600 330		L	
Robles, Luis XXX-XX-7224 Sign:		MCSAP 49.5		L		600 400		600 400		600 400		600 400		600 330		L	
Palleschi, Charlene XXX-XX- Sign:		MCSAP 28		L		800 1200 1230 330		800 1200 1230 330		800 1200 1230 330		800 1200 1230 330		800 1200 1230 330		L	
Sign:				MCSAP 7		MCSAP 7		MCSAP 7		MCSAP 7		MCSAP 7		MCSAP 7		MCSAP 7	

Barracks/Unit Supervisor's Signature: *Sean P. O'Hern*

Barracks/Unit: Commercial Enforcement

Annual Review of Laws, Regulations, Policies and Compatibility Certification

I, Colonel James Manni, on behalf of the State of Rhode Island have the authority to make the following certification on behalf of the State. I certify that the State has conducted the annual review required by 49 C.F.R. section 350.303 of its laws, regulations, standards, and orders on commercial motor vehicle (CMV) safety and that the State's safety laws, regulations, standards, and orders on CMV safety are compatible with the Federal Motor Carrier Safety Regulations (49 C.F.R. parts 390, 391, 392, 393, 395, 396, and 397) and the Hazardous Material Regulations (49 C.F.R. parts 107 (subparts F and G only), 171-173, 177, 178, and 180), except as may be determined by the Administrator to be inapplicable to a State enforcement program.


For the purpose of this certification, *compatible* means State laws, regulations, standards, and orders on CMV safety that:

- (1) As applicable to interstate commerce not involving the movement of hazardous materials:
 - (i) Are identical to or have the same effect as the FMCSRs; or
 - (ii) If in addition to or more stringent than the FMCSRs, have a safety benefit, do not unreasonably frustrate the Federal goal of uniformity, and do not cause an unreasonable burden on interstate commerce when enforced;
- (2) As applicable to intrastate commerce not involving the movement of hazardous materials:
 - (i) Are identical to or have the same effect as the FMCSRs; or
 - (ii) Fall within the limited variances from the FMCSRs allowed under 49 C.F.R. sections 350.305 or 350.307; and
- (3) As applicable to interstate and intrastate commerce involving the movement of hazardous materials, are identical to the HMRs.

If there are any exceptions that should be noted to the above certification, include an explanation below.


(Enter information on any exceptions to the above certification here)

Signature of Certifying Official: _____



Title of Certifying Official: Colonel

Date of Certification: _____



Revised on June 7, 2022 to reflect to most current aggregated fringe rate

RHODE ISLAND STATE POLICE
FRINGE RATE CALCULATION

Note: The below fringe rates are based on the State of Rhode Island State Fiscal Year 23 Planning values. These rates are subject to change. Fringe rates vary from Year to year based upon actuarial studies. Health insurance rates change every January 1st. Health insurance rates are based up the individuals election of benefits.

The below is aggregated fringe rate calculation. At the time of billing for reimbursement the current costs per individual is used for reimbursement.

Sworn	
Retirement	FY23 Rates 20.87%
Retiree Health	20.67%
Assessed Fringe	1.90%
Medical Insurance (H,D,V)	16.56%
Total estimated Rate	60%
Civilian	
Retirement	28.01%
Retiree Health	4.48%
Assessed Fringe	3.95%
Define Contribution	1%
Health/Dental/Vision	42.56%
Total estimated Rate	80%
Overtime Fringe Rate	1.45%