

Hey, kids!

Do you like seeing big trucks and buses on the road? These vehicles haul important things, and carry people to the places they have to go.

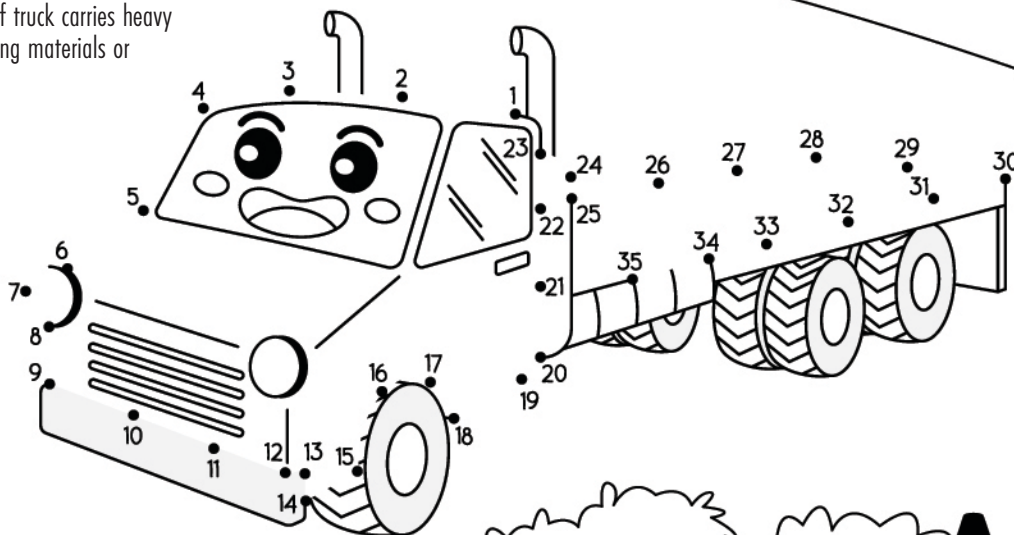
Grab a pencil and crayons to learn how everyone can be safe around trucks and buses!

Find answers online at
www.fmcsa.dot.gov/KidZone
or scan the QR code.



Connect the Dots

Hint: This type of truck carries heavy things like building materials or equipment.



Truck and Bus Fact!

Because trucks and buses are so large, we have to be extra careful around them. We can see them, but sometimes truck and bus drivers can't see us!

Safe Walking Fact!

At an intersection, wait to see the walk signal before crossing the street, and use the crosswalk.

Search for the Words

TRUCK	BIKE	TRAFFIC	ROAD
BUS	WALK	SEATBELT	HIGHWAY
CAR	SAFETY	HELMET	WORKZONE

C P S C P S C P S W A L K P S
 A R T R A F F I C Z R T A R E
 K E R K E S K E S K E S K E A
 E N U E N S E W P E C A R N T
 H U C F U A F U O F U D F U B
 I N K D N F D R A R N A D N E
 G E S B E E L O S L K S L E L
 H U B U U T R A B R U Z R U T
 W H D S H Y T D D T H D O H D
 A L W A L W A L W A L W A N W
 Y G H H E L M E T U B I K E E




Bus Safety Tip!

Have you ever taken a trip in a large tour bus? Most buses now have seat belts, just like cars. Always buckle up!

Spot the Difference

Spot all five (5) differences between these tour buses.



Crack the Code

Trucks, buses, cars, bikers, and walkers all use the road. Connect these letters to the numbers below to reveal an important message!

A	B	C	D	E	F	G	H	I	J	K	L	M
1	2	3	4	5	6	7	8	9	10	11	12	13
N	O	P	Q	R	S	T	U	V	W	X	Y	Z
14	15	16	17	18	19	20	21	22	23	24	25	26

12	5	20	19	19	8	1	18	5
20	8	5	18	15	1	4		
19	1	6	5	12	25			



Where are the Traffic Cones?

Traffic cones tell us to keep a look out. Look for all ten (10) traffic cones hidden throughout the activity pages.




Help the Driver Get to His Truck

Follow these twists and turns to find the right path!



Match the Road Signs

The shape of road signs can tell us a lot! Draw a line from each shape to its matching sign.



OUR ROADS™ SAFETY
Partnership for Responsible Driving



U.S. Department of Transportation
Federal Motor Carrier Safety Administration

More games!

Connect the Dots

Reveal the tricycle to help these kids get rolling safely!

Bicycle Safety Tip!

Always wear your helmet anytime you're on wheels like a bike, skateboard, rollerblades, or scooter.




Crossword Puzzle

ACROSS

- 2 This vehicle has as many as eighteen wheels
- 5 Two-wheeled vehicle
- 6 Helps a driver look behind their vehicle
- 8 What brings wheels to a stop
- 9 What you use to buckle up


DOWN

- 1 Shape of a stop sign
- 3 Protects your head when biking
- 4 Brings many kids to school each day
- 7 Electronic mapping device



Color the Car

Add a splash of colors to set this car apart. Try to stay within the lines!

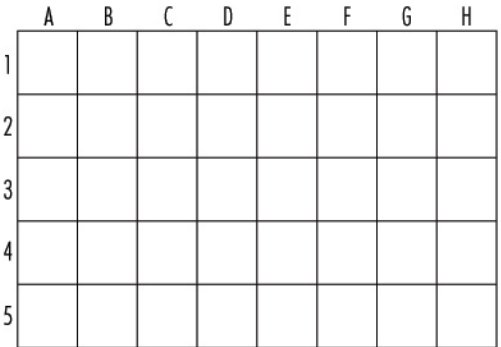
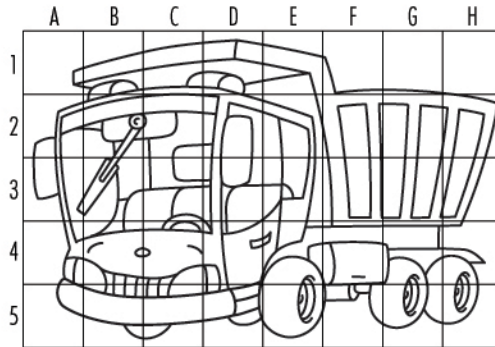


Car Safety Tip!

Seat belts help keep you safe! Always wear your seat belt inside a car.

Draw the Picture

Copy the picture using the grid as a guide. You might find it easier to copy one square at a time. Count the squares carefully!

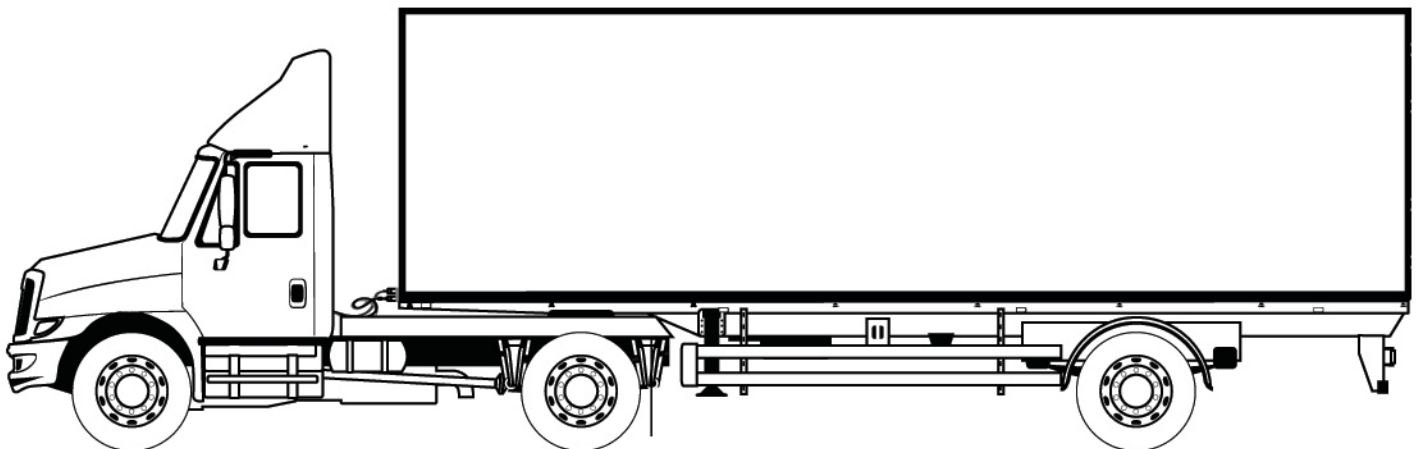


Design a Truck

Trucks come in all different colors, and some show pictures of what they are carrying inside. Create your own design!

Truck Fact!

Trucks can weigh up to 80,000 pounds, and can take the length of two football fields to come to a complete stop. That's why they need extra space on the road.



ROAD TRIP!

Play these games on your next car trip, to learn about trucks, buses, and road safety.

START ▶▶

Follow this road to take you to fun games. Mark off each real-life pit stop you take during your trip!

PEDESTRIAN CROSSING!

Watch for people crossing the road.



Buses need extra space when they turn.



Cars shouldn't pass them in the middle of a turn.

Big trucks take a long time to stop.



Cars shouldn't cut too close in front.



DO NOT ENTER!

Do not try to drive this way.

BINGO!


Mark off a square once you see each item on the road. Try to get 4 in a row before moving on!



STOP!

Look out for cars at intersections and oncoming traffic.

Buses and trucks can't see you in their blind spots.



Avoid these areas on the road.

YIELD!

Slow down and wait for other drivers to go first.



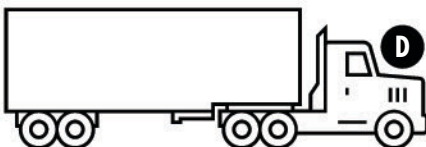

END

Nice job! Don't forget the important safety tips you learned today!



SEARCH AND MATCH

Connect each vehicle on the left to the correct description on the right! Color in each one that you see on the road.



- SEMI-TRUCK** — Carries important cargo that we need like groceries, items for stores, medicine, and so much more. Some even have a bed so the driver can sleep on a long trip.
- GARBAGE TRUCK** — Carries trash to landfills, and recycling trucks carry recyclables to processing centers. These drivers work hard to help our communities stay clean!
- DUMP TRUCK** — Carries things like dirt, sand, or rocks, for construction projects. When it's ready to unload, it lifts upward to dump these items out the back.
- MOTORCOACH** — Carries lots of passengers on long trips. Some can even be double-deckers! See the storage doors along the bottom? Those are for luggage.