

**Bus Safety Tip!**  
Have you ever taken a trip in a large tour bus? Most buses now have seat belts, just like cars. Always buckle up!

**Spot the Difference**  
Spot all five (5) differences between these tour buses.



# Hey, kids!

Do you like seeing big trucks and buses on the road? These vehicles haul important things, and carry people to the places they have to go.  
Grab a pencil and crayons to learn how everyone can be safe around trucks and buses!

Find answers online at [www.fmcsa.dot.gov/OurRoadsArtContest](http://www.fmcsa.dot.gov/OurRoadsArtContest) or scan the QR code.



**Where are the Traffic Cones?**

Traffic cones tell us to keep a look out. Look for all ten (10) traffic cones hidden throughout the activity page.

**Crack the Code**


Trucks, buses, cars, bikers, and walkers all use the road. Connect these letters to the numbers below to reveal an important message!

A	B	C	D	E	F	G	H	I	J	K	L	M
1	2	3	4	5	6	7	8	9	10	11	12	13
N	O	P	Q	R	S	T	U	V	W	X	Y	Z
14	15	16	17	18	19	20	21	22	23	24	25	26


12 5 20 19 19 8 1 18 5  
20 8 5 18 15 1 4  
19 1 6 5 12 25

**Connect the Dots**

Hint: This type of truck carries heavy things like building materials or equipment.

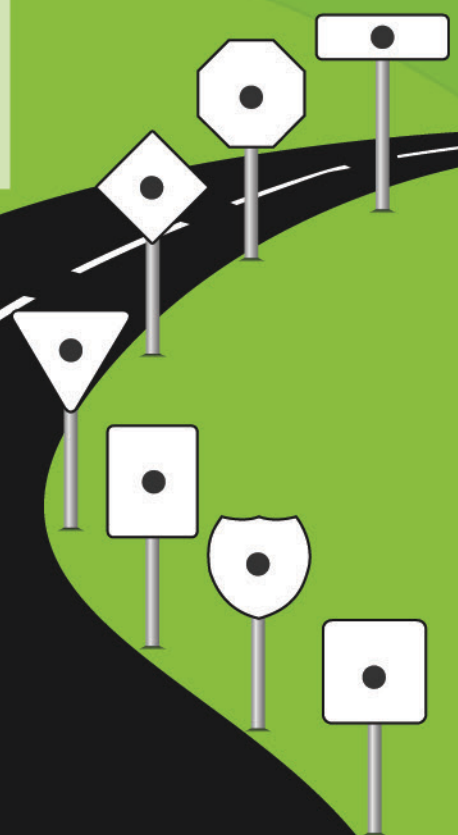


**Truck and Bus Fact!**  
Because trucks and buses are so large, we have to be extra careful around them. We can see them, but sometimes truck and bus drivers can't see us!



**Help the Driver Get to His Truck**

Follow these twists and turns to find the right path!



**Match the Road Signs**

The shape of road signs can tell us a lot! Open up this full page to draw a line from each shape to its matching sign.

**Search for the Words**

- |       |        |          |          |
|-------|--------|----------|----------|
| TRUCK | BIKE   | TRAFFIC  | ROAD     |
| BUS   | WALK   | SEATBELT | HIGHWAY  |
| CAR   | SAFETY | HELMET   | WORKZONE |



**Safe Walking Fact!**

At an intersection, wait to see the walk signal before crossing the street, and use the crosswalk.



# More games!

## Connect the Dots

Reveal the tricycle to help these kids get rolling safely!

### Bicycle Safety Tip!

Always wear your helmet anytime you're on wheels like a bike, skateboard, rollerblades, or scooter.



## Crossword Puzzle

1

2

3

4

5

6

7

8

9

ACROSS

2 This vehicle has as many as eighteen wheels

5 Two-wheeled vehicle

6 Helps a driver look behind their vehicle

8 What brings wheels to a stop

9 What you use to buckle up

DOWN

1 Shape of a stop sign


3 Protects your head when biking

4 Brings many kids to school each day

7 Electronic mapping device

## Color the Car

Add a splash of colors to set this car apart. Try to stay within the lines!



### Car Safety Tip!

Seat belts help keep you safe! Always wear your seat belt inside a car.

## Draw the Picture

Copy the picture using the grid as a guide. You might find it easier to copy one square at a time. Count the squares carefully!

A B C D E F G H

1

2

3

4

5

A B C D E F G H

1

2

3

4

5

## Design a Truck

Trucks come in all different colors, and some show pictures of what they are carrying inside. Create your own design!

### Truck Fact!

Trucks can weigh up to 80,000 pounds, and can take the length of two football fields to come to a complete stop. That's why they need extra space on the road.

